

Rochester Rhinos



2012 MEDIA GUIDE



KEEP
CALM
AND
PASS
IT
ON



UMBRO GEOMETRA

TAILORED *By* UMBRO



UMBRO IS THE PROUD SPONSOR OF UNITED SOCCER LEAGUES

2012 Media Guide Table of Contents

Table of Contents

2012 Staff Directory	2	2003 Regular Season	75-80
2012 Rochester Rhinos Personnel	3-37	2004 Regular Season	81-85
Rob Clark	3	2005 Regular Season	86-90
Pat Ercoli	4-6	2006 Regular Season	91-95
Jesse Myers	7	2007 Regular Season	96-100
Bill Sedgewick	8	2008 Regular Season	101-105
Scott Vallow	9	2009 Regular Season	106-110
Broadcast Team	10-11	2010 Regular Season	111-114
2012 Numerical Roster	12	2011 Regular Season	115-118
2012 Alphabetical Roster	13	All-Time Roster	119-122
Tyler Bellamy	14	All-Time Goalkeeper Roster	123
Drew Cost	15	All-Time Results	124
Michael Zaher	16	Coaching History	125
Jack Traynor	17	All-Time Records	126
Georgios Kyriazis	18	All-Time Single Season Records	127-128
Gustavo Zamudio	19	All-Time Team Records	129-131
Tyler Rosenlund	20	All-Time Team-by-Team Results	132-141
Tom McManus	21		
Conor Chinn	22		
Troy Roberts	23		
Quavas Kirk	24	Post Season History	142-166
Graciano Brito	25	1996 Post Season	143
Danny Earls	26	1997 Post Season	144
Masaki Hemmi	27	1998 Post Season	145
Isaac Kissi	28	1999 Post Season	146
Lucas Fernandez	29	2000 Post Season	147
Kyle Manscuk	30	2001 Post Season	148
Kendall McFayden	31	2002 Post Season	149
Andrew Hoxie	32	2003 Post Season	150
Kristian Nicht	33	2004 Post Season	151
Brandon Miller	34	2005 Post Season	152
Michael Tanke	35	2006 Post Season	153
JC Banks	36	2007 Post Season	154
Joe Marino	37	2008 Post Season	155
		2009 Post Season	156
		2010 Post Season	157
		2011 Post Season	158
		Post Season All-Time Roster	159-161
		All-Time Goalkeeper Roster	161
		All-Time Post Season Results	162-163
		All-Time Post Season Records	164
Regular Season History	39-141		
1996 Regular Season	40-43		
1997 Regular Season	44-47		
1998 Regular Season	48-51		
1999 Regular Season	52-55		
2000 Regular Season	56-59		
2001 Regular Season	65-69		
2002 Regular Season	70-74		

All-Time Post Season Team Records 165-166

U.S. Open Cup History 167-192

1996 U.S. Open Cup 168
1997 U.S. Open Cup 169
1998 U.S. Open Cup 170
1999 U.S. Open Cup 171
2000 U.S. Open Cup 172
2001 U.S. Open Cup 173
2002 U.S. Open Cup 174
2003 U.S. Open Cup 175
2004 U.S. Open Cup 176
2005 U.S. Open Cup 177
2006 U.S. Open Cup 178

2007 U.S. Open Cup 179

2008 U.S. Open Cup 180

2009 U.S. Open Cup 181

2010 U.S. Open Cup 182

2011 U.S. Open Cup 183

All-Time Roster 184-186

All-Time Records 187-189

All-Time Team Records 190-192

Rhinos Award Winners 194-199

All-Time Numbers 200

Attendance Records 201

Media Information 203-205

2012 Rochester Rhinos Staff Directory

Rochester Rhinos Stadium

460 Oak Street - Rochester, NY 14608 Phone: (585) 454-5425 Fax: (585) 454-5453

www.rhinosoccer.com - info@rhinosoccer.com

Owner and CEO
President and General Manager
Vice President
Team Operations Coordinator
Finance

Rob Clark
Pat Ercoli
David Cieslinski
Zoe Gallagher
Rosemary Guerra

TEAM STAFF

Head Coach
Assistant Coach
Goalkeeper Coach

Jesse Myers
Bill Sedgewick
Scott Vallow

COMMUNICATIONS/PUBLIC RELATIONS

Director of Communications
Director of Video Production
Broadcaster
Color Analyst
Team Photographer

Greg Stanton
John Catalano
Joe Giuliano
Mike Kirmse
James Kenneth Studios

TICKET SALES

Senior Account Executive

Sean Maxwell

MARKETING/SPONSORSHIP SALES

Sponsorship Services Manager

Jordan Steffan

STADIUM OPERATIONS

Facility Operations

Carl Palmieri

MERCHANDISE

Merchandise Manager

Big City Sports

TRAINING STAFF

Head Trainer
Medical Staff

David DiPasquale
Dr. John Goldblatt M.D.
Dr. Michael Maloney M.D.
Dr. Kenneth DeHaven M.D.
Dr. Richard Bronstein M.D.
Dr. Donald Dudley

Chiropractor
Rhinos Broadcast Partner
Rhinos Television
Team Colors
Mascot
Website
Field Dimensions
Seating Capacity Rochester Rhinos Stadium
Visiting Team Hotel

UNATION
Time Warner Sports Channel 26
Green, Black, White, Yellow
"Rex" the Raging Rhino
www.rhinosoccer.com
120x77 yards
12,500
Radisson

2012 Rochester Raging Rhinos Media Guide

Executive Editor

Greg Stanton

Rob Clark

Owner/CEO



Entering his fifth season of ownership with the Rhinos, Clark has been instrumental in turning the Rhinos franchise around, both on and off the field. Clark took over one of the most successful soccer franchises in North America on March 20, 2008 as Adirondack Sports Club LLC announced their acquisition of the franchise rights for the Greater Rochester Area. In his first year as owner the Rhinos in 2008, the Rhinos fell one game short of the USL-1 Championship game. After a disappointing 2009 season, Clark led a return to prominence during the offseason, beginning with the hiring of Pat Ercoli as the team's third General Manager. Just three weeks later the club announced the hiring of Bob Lilley, one of the USL First Division's most respected managers, to lead the club on the field. Those moves resulted in the Rhinos capturing the 2010 Division 2 regular season championship and a trip to the playoffs for the fifteenth consecutive season. Last season, in his fourth year of ownership, the Rhinos won the 2011 USL PRO National Division Regular Season Championship – the second trophy the Rhinos have won during Clark's tenure.

A native of Utica, New York, Clark is responsible for bringing the Rochester Rattlers back to Rochester in 2011. Under Clark's leadership, the Major League Lacrosse franchise returned to action at Sahlen's Stadium last season. This season the Rattlers will look to regain its status as one of the league's premier teams.

Clark's determination to add events to the schedule at Sahlen's Stadium continued this off-season with the announcement that the Adirondack Sports Club would join the Soccer Stadium Alliance. Sahlen's Stadium is joining seven Major League Soccer soccer specific stadiums in a joint effort to attract high profile concerts and special events to the stadium.

Clark is a majority shareholder and board member of Adirondack Bank. Clark has over 15 years of banking experience. He has a Bachelor's Degree in Business Administration and a Master's Degree in Finance from Western New England College. He currently serves as a board member of several charitable organizations, most notably, Camp Ronald McDonald for Special Children, the Mohawk Valley Community College Foundation Board and the Save of The Day Foundation. In addition, Clark owns several commercial real estate properties.

He currently resides in Utica with his wife Kaylee. Clark has two children, Dylan and Olivia Clark.

Pat Ercoli

President and Chief Operating Officer

The Rhinos under Ercoli:

A-League Record: 139-67-15

Playoff Record: 24-9-6

U.S. Open Cup Record: 13-7

U.S. Open Cup Qualifying: 4-0 Can-Am Cup Record: 4-1-1

- 1996 A-League Runner-Up
- 1996 U.S. Open Cup Runner-Up
- 1998 Northeast Division Champions
- 1998 Eastern Conference Champions
- 1998 A-League Regular Season Points Champions
- 1998 A-League Coach of the Year
- 1998 A-League Champions
- 1999 Northeast Division Champions
- 1999 Eastern Conference Champions
- 1999 A-League Regular Season Points Champions
- 1999 U.S. Open Cup Champions
- 1999 A-League Runner-Up
- 2000 Eastern Conference Champions
- 2000 A-League Champions
- 2001 A-League Champions
- 2002 Northeast Division Champions



In 2011 Pat Ercoli took over the role of President and Chief Operating Officer of Adirondack Sports Club LLC. In his first year in charge of day-to-day operations for the club, Ercoli made many significant improvements to the brand name. He entered into a long-term agreement with Sahlen's for the naming rights to Rochester's soccer specific stadium. He worked with Adirondack Sports Club's Owner and Chief Executive Officer Rob Clark to bring the Rochester Rattlers of Major League Lacrosse back to Rochester after a three year hiatus. He worked with Sahlen's owner Joe Sahlen to bring the Western New York Flash, the world's best women's soccer team, and the Women's Professional Soccer Final to Sahlen's Stadium. Ercoli established the Rochester Rhinos Elite Player Development Academy – a youth soccer program that works on youth player development with soccer players and soccer clubs in the Rochester area. In the off-season Ercoli positioned Sahlen's Stadium to join the Soccer Stadium Alliance – a conglomeration of eight soccer specific stadiums who are making a joint effort to secure high profile concerts and special events. On the field, Ercoli hired Richmond Kickers long-time assistant Jesse Myers to become the fifth head coach of the Rochester Rhinos after Bob Lilley announced that he would not be returning to the team after the 2011 season.

Ercoli returned to the Rochester Rhinos for the 2010 season in the role of General Manager. After his hiring in October, 2010 he wasted little time in announcing the hiring of his first Head Coach, Bob Lilley, former skipper in Hershey, Montreal and Vancouver. It was a move that paid immediate dividends, as the club captured the 2010 Division II regular season championship in his first season. Lilley won the 2011 USL PRO National Division Title in his second year in charge of the club.

As Head Coach, Ercoli guided the Rhinos for nine seasons of play. Ercoli is a native of Toronto and no stranger to Rochester soccer fans. Ercoli starred for the Rochester Lancers of the NASL for three seasons (1978-80), where his hard work and tenacious play made him a fan favorite.

Pat Ercoli

As a coach he brought that same philosophy to the Rhinos, and it paid off during the Rhinos' inaugural campaign of **1996**. With the help of Vice President/General Manager Chris Economides, Ercoli assembled an expansion team from scratch. While it took a while for the club to come together, by mid-season the Rhinos were arguably one of the hottest professional teams in North America. Wins over the Tampa Bay Mutiny and the Colorado Rapids of Major League Soccer in the U.S. Open Cup Tournament proved to the soccer world that the Ercoli-led squad was a team to be reckoned with, and trips to both the U.S. Open Cup final and an appearance in the A-League championship game further solidified the Rhinos as a competitive force in only the franchise's first season.

1997, Ercoli's Rhinos shot out of the gates with a 4-0 record and looked poised to continue where they had left off the season before. Fortunes turned, however, and a stream of injuries and roster changes took their toll on Rochester. A highlight of the season for Coach Ercoli was his naming as the Head Coach of the Eastern Conference All-Stars at the A-League All-Star game at Frontier Field on July 15, 1997.

In **1998**, Ercoli's Rhinos began the season 13-0 on their way to a 24-4 regular season record and 6-0 in the playoffs to capture their first A-League championship. Rochester also lead the league in goals scored and goals allowed. A highlight of the season for Coach Ercoli was his being named A-League Coach of the Year. In addition to Ercoli, five Rhinos were honored as All A-League First Team All-Star selections.

The **1999** season saw the Rhinos overcome numerous injuries and a grueling schedule to post a 22-6 regular season record and capture their first U.S. Open Cup championship, as well as a return trip to the A-League finals against Minnesota. In addition, three Rhinos, Mauro Biello, Craig Demmin and Scott Schweitzer were named to the All A-League First Team All-Star squad, while Pat Onstad received second team honors.

Heading into the **2000** season the Rhinos featured what was arguably their best team to date. After beginning the season with a 2-3 record the Rhinos regrouped to post a 17-9-2 record and a second place finish in the Northeast Division. The Rhinos charged through the A-League's second season going 4-0-1 and winning their second A-League championship in three seasons. On their way, the Rhinos placed four players on the A-League's First Team All-Star squad as defenders Scott Schweitzer and Craig Demmin along with midfielder Yari Allnutt and goalkeeper Scott Vallow were selected. Meanwhile midfielders Lenin Steenkamp and Martin Nash earned Second Team honors. In addition, Vallow, a 23-year old first year Rhino led the A-League in goals against average and was named the 2000 A-League goalkeeper of the year.

Rochester finished the **2001** regular season with a 17-6-3 record and 75 points, good for a second place finish in the A-League's Northern Conference. Key midseason acquisitions of midfielder Stoian Mladenov, defender Kalin Bankov and forward Neathan Gibson along with the stellar play of the Rhinos Most Valuable Player Lenin Steenkamp propelled the team through the postseason with a 5-1 record and their third A-League title in four seasons. Ercoli was selected to coach the USL Select Team that toured Portugal during December, 2001.

Pat Ercoli

The **2002** season saw the Rhinos capture their third Northeast Division title with a 17-8-3 record. Two players, Craig Demmin and Lenin Steenkamp earned All A-League honors as Rochester tried for their third straight league title. Rochester knocked off the Montreal Impact in the second round of postseason action, but lost to Richmond in the second leg of the Eastern Conference Finals. They lost in heartbreaking fashion as the Kickers eventually won 9-8 on penalty kicks after the match finished in a scoreless tie.

In **2003** the Rhinos finished with a 15-7-6 mark which was good enough for second place in the Northeast Division. The season saw the return of Doug Miller, the Rhinos all-time leader in scoring, for the first time in three seasons. Miller didn't disappoint, finishing second in the A-League with 38 points and earning team MVP honors. The Rhinos qualifying for the postseason in 2003, for the eighth consecutive season, earning a hard fought win over Montreal in the first round. The Rhinos weren't so lucky however in the next round as they fell in the Eastern Conference Finals for the second year in a row, this time to the Charleston Battery.

In **2004**, Ercoli's last year as Head Coach of the club, the Rhinos finished 15-10-3 in and exited the playoffs in the first round.

Ercoli began his professional soccer career with Toronto Italia (NSL) in 1976 before moving to the Toronto Castors the following season where he won a championship the following season. While playing the next three seasons with the Lancers, Ercoli began playing indoor soccer for the New York Arrows of the MISL; he also spent time playing with Buffalo, Baltimore (where he captured three MISL divisional championships and one league title), and Detroit in the MISL before ending his ten-year professional career with the Cleveland Force.

Since his retirement from the pro game, Ercoli has lived in Rochester with his wife, Karen and his four children (daughters Marybeth and Melissa, sons Ryan and Chris). Prior to joining up with the Rhinos, he ventured into private business and kept active in soccer by coaching youth leagues, and working as an assistant at Finger Lakes Community College and Monroe Community College. He has a USSF "A" Coaching License.

Jesse Myers

Head Coach

On October 11th, 2011 the Rochester Rhinos announced that Jesse Myers would become the fifth coach in franchise history. Myers replaced Bob Lilley after Lilley decided not to return to the club after the 2011 season.

Myers joined the Rhinos after spending the past fourteen seasons with the Richmond Kickers organization. Myers most recently served as Leigh Cowlishaw's assistant coach with the Kickers professional team and as the director of the Richmond Kickers Soccer Academy. During his tenure Myers has coached in over 450 USL matches.

Richmond posted a 224-129-63 record in Jesse Myers time with the organization. The Kickers made the playoffs fourteen times and advanced to the USL League Finals in 2002, 2005, 2007, and 2010. Richmond won the USL Second Division in 2006 and 2009. His teams also posted a 17-11 record in the US Open Cup and advanced to the Semi-Finals as recently as this past season. During Myers tenure the Kickers were 4-8-3 against the Rochester Rhinos in the regular season, but they were able to eliminate the Rhinos from the playoffs in 2002 and 2005. He was part of the Richmond Kickers organization that won the 2006 USL2 Championship. Myers also served as the head coach of the Richmond Kickers Destiny (W-League) and led the team to a 10-5 record and an appearance in the Central Conference Final in 2006.

Jesse Myers joined the Richmond Kickers organization in 1997, and since then he has been involved in virtually every aspect of the organization. Myers has been involved in the extensive recruiting of college and professional players in the United States and abroad. He negotiated contracts and communicated with player's agents. He has developed and organized training sessions for the professional team. He has also scouted opponents, implemented match tactics, and conducted post-match analysis. In the front office Myers performed league and team administrative duties, and he organized the Kickers annual trials.

Myers was a successful college coach before joining the professional ranks with the Richmond Kickers. His college coaching career began as an assistant coach with Limestone College (SC) in 1987. A year he landed his first head coaching job with Spartanburg Methodist Junior College (SC) where he led them to the Regional Tournament (NJCAA) for the first time. Myers landed his first high profile coaching job a year later when he joined the University of North Carolina – Charlotte as an assistant coach. While Myers was on the Charlotte staff they posted a 47-21-10 record over four years. They qualified for the NCAA Division I Tournament twice, ranked in the NCAA Top Twenty rankings twice, and won the Metro Conference in 1992. Myers completed his college coaching career as an NCAA Division I head coach with Philadelphia Textile where he compiled a 30-30-5 record over four years.



Billy Sedgewick

Assistant Coach

Entering his third year as Assistant Coach, Sedgewick's career in Rochester began as a player when he signed as a free agent on February 24, 1999. Prior to his playing days with the Rhinos the Colorado native played for the Colorado Foxes (1996) and Montreal Impact (1997-98).


After joining Rochester for the 1999 season, Sedgewick would establish himself as one of the fiercest competitors ever to wear the Rhino uniform. In his first season with Rochester, Sedgewick played in 24 games in Rochester's midfield and on defense, helping lead the club to the U.S. Open Cup title that year along with the league finals appearance in Minnesota.

After the loss of Tim Hardy, Sedgewick assumed full-time starter status on defense, teaming up with Craig Demmin, Scott Schweitzer and Mali Walton to make up one of the league's toughest, and most dominant, back four's. With Sedgewick helping to anchor a stingy defense the Rhinos would go on to capture the 2000 and 2001 USL-1 Championships. For his efforts he was named to the Rhinos tenth anniversary "Elite Eleven" squad which honored the eleven best players in team history.

His playing career ended in Rochester after the 2005 season. As a Rhino Sedgewick ranks in the top five in games played, starts and minutes played. He retired from the outdoor game in 2006 after a brief stint with the Montreal Impact.

As a player Sedgewick established himself as a leader in the Rochester Community through his charitable work and donations. During his playing career he was honored four times with the club's community service award. In 2004 after befriending a local child who had been stricken with cancer Bill established his "Quarters for Cancer" fund. This fund was a way to raise money by asking people to donate just twenty-five cents each time they attended a Rhinos match. The money raised went directly to benefit children and their families dealing with the challenges of cancer. The "Quarters" fund has gone on to raise thousands of dollars for local families. He also serves on the board of "Alyssa's Angels" an organization that serves to benefit disadvantaged and needy children in the Rochester area.

Upon returning to Rochester in 2010 as an assistant coach, Bill quickly demonstrated his determination to use his celebrity to help others once again. In addition to running "Quarters for Cancer" and organizing the Rhinos community involvement, he has teamed with Heritage Christian Services and the Pieters Family Home to create the G.O.A.L.S (Giving Opportunities to Athletes that Love Soccer) Soccer League. G.O.A.L.S is an opportunity for Rhino players to interact, teach soccer skills and drills, and scrimmage amongst different age groups of developmentally disabled participants. The event includes adults, teens and children of all ages and is followed each time by a casual barbeque at Marina Auto Stadium with friends, family and members of the Rhinos. Sedgewick has been recognized as an honoree at the 2011 Greater Rochester Awards. The Greater Rochester Awards program recognizes and honors non-profit staff, executives, volunteers, and programs that make the community a better place to live. Sedgewick has been recognized for his exceptional work with the community's non-profit human services sector.



Scott Vallow

Goalkeeper Coach

Scott Vallow will be in his first season as the Rochester Rhinos goalkeeper coach in 2012. Last season Vallow was the goalkeeping coach with the Western New York Flash (WPS) where he mentored Ashlyn Harris. This season he will be charged with training former Bundesliga goalkeeper Krisitan Nicht and rookie talent Brandon Miller. Previously, Vallow was a goalkeeper with the Rhinos for nine years.

Vallow played with the Rhinos from 2000 to 2002 and then returned to the team from 2005 to 2010 after a two-year stint in Major League Soccer with Colorado (MLS) from 2003 to 2004. Vallow retired from the Rhinos after the 2010 season as the club's all-time leader in goalkeeper wins, saves, and shutouts. He won back-to-back A-League Championships with Rochester in 2000 and 2001. He also won the USSF Division Two Regular Season Title with the Rhinos in 2010. Last season Vallow was the goalkeeping coach with the Western New York Flash (WPS), and he captured his first honors as a coach winning the 2011 WPS Cup at Sahlen's Stadium.

In 2000 Vallow was a First Team All-League selection and the A-League Goalkeeper of the Year while leading the Rhinos to their second A-League Championship in three years. Vallow posted a 12-6-1 record with a 0.83 goals-against average in 19 matches in his first full season a starter. The following season he posted an 11-6-1 record with a 0.96 goals-against average in 18 starts as the Rhinos repeated as A-League Champions.

Scott Vallow returned to the Rhinos in 2005 after spending two seasons in MLS. Vallow posted a 13-7-5 record with a 0.92 goals-against average and nine shutouts in twenty-five starts his first season back in Rochester. In 2006 Vallow had the best single season of his career. He posted a 13-4-11 record with a 0.75 goals against average and a career high 14 shutouts. He recorded a clean sheet in both legs of the A-League Semi-finals against Charleston to lead the Rhinos back to the A-League Final for the final time in his career.

After only playing seven games in 2007, Vallow returned to play 29 matches for the Rhinos in 2008. He went 11-9-9 with a 1.07 goals-against average and ten clean sheets. In 2009 Vallow had another solid season. He went 7-7-3 in 18 starts and posted a 1.21 goals against average. Vallow played 14 matches in 2010 and went 7-2-4 with a 0.82 goals against average before passing on the starting goalkeeper's role to Neal Kitson midway through the season. Vallow retired after the 2010 season.

Broadcast Team

JOE GIULIANO

Play-by-play Broadcaster

Joe Giuliano enters the 2011 Rhinos soccer season serving in his fourth year as the “Voice of the Rhinos” taking over play-by-play duties for the Rhinos after having spent the previous eleven seasons as the club’s color analyst. In addition, his duties have included hosting the Rhinos pre-game show and nightly postgame call-in show.

During his broadcast career he has also been the host of the “Soccer Report” a weekly call-in show devoted to soccer fans throughout Rochester

In his fourteen previous seasons, Giuliano has been on the broadcast for four USL-1 championship games and one U.S. Open Cup final. Along with his duties as the Rhinos color analyst, he has served as the analyst for the Fox Soccer Channel’s USL-1 Game of the Week and in addition has served as the channel’s play-by-play voice. The Greece, NY native has also worked as an analyst for the U.S. Women’s National Team. This past off-season also saw him on the call for a pay-per-view match between Costa Rica and Argentina.

His broadcast experience took him off the pitch and onto the ice beginning in 2008-09, where he serves as the Rochester Americans (AHL) pre and post game show host as well as intermission host on Time Warner Sports Channel 26.

Giuliano has a bachelor’s degree in communications from SUNY Oswego and both a bachelors and masters degree in physical education from SUNY Brockport.

He his wife Kristin reside in Greece with their three sons Giorgio, Joey and Jack.



Broadcast Team

MIKE KIRMSE **Color Analyst**

Entering his second year in the broadcast booth is former Rhino midfielder and defender Mike Kirmse. As a member of the Rhinos from 1997- 2001 “Kirmsey” appeared in 102 games for the Green and Gold, scoring six goals and 24 points. Known for his acrobatic “flip throws,” his twelve career assists with Rochester still ranks ninth all-time in team history.

During the 1999 season, the Long Island native played an instrumental role in helping the Rhinos to the 1999 U.S. Open Cup championship. During the quarterfinals against the Dallas Burn (MLS) at Frontier Field, Kirmse scored the game-winner in overtime, advancing the club to the semifinal round. In the tournament finals against the Colorado Rapids (MLS) Kirmse’s header set up Yari Allnut’s game sealing goal in the 90th minute.

After his career with the Rhinos ended in 2001, he spent two more seasons playing with Syracuse and Virginia Beach.

In addition to his career in the USL, Kirmse also has playing experience in Germany.

In 2005 he was inducted into the Clarkson University Sports Hall of Fame.



2012 ROCHESTER RHINOS

Numerical Roster

<u>NO</u>	<u>NAME</u>	<u>POS</u>	<u>HT</u>	<u>WT</u>	<u>DOB</u>	<u>AGE</u>	<u>LAST CLUB</u>
2	BELLAMY, Tyler	D	6'2"	185	5/17/1988	23	Rochester (USL PRO)
3	COST, Drew	M	6'0"	170	1/31/1989	23	Rochester (USL PRO)
4	ZAHER, Michael	D	5'10"	160	9/24/1985	26	Charleston (USL PRO)
5	TRAYNOR, Jack	D	5'9"	150	3/17/1987	24	Orlando City (USL PRO)
6	KYRIAZIS, Georgios	D	6'2"	180	2/28/1980	32	Iraklis Thessalaniki (Greece)
7	ZAMUDIO, Gustavo	M	5'9"	155	4/11/1986	25	Universidad Catolica (Chile)
8	ROSENLUND, Tyler	M	6'1"	170	9/13/1986	25	Rochester (USL PRO)
10	MCMANUS, Thomas	F	5'7"	145	2/28/1981	31	Ayr United (Scottish First)
11	CHINN, Conor	F	6'0"	170	8/29/1987	24	Atlanta (NASL)
12	ROBERTS, Troy	D	6'0"	175	9/18/1983	28	Rochester (USL PRO)
13	KIRK, Quavas	D	6'1"	185	4/13/1988	23	Rochester (USL PRO)
15	BRITO, Graciano	F	6'2"	175	6/2/1985	26	FC New York (USL PRO)
16	EARLS, Danny	M	5'10"	158	4/22/1989	22	Colorado Rapids (MLS)
17	HEMMI, Masaki	D	5'8"	150	8/14/1986	25	FB Gulbere
18	KISSI, Isaac	F	6'1"	175	5/14/1987	24	Rochester (USL PRO)
20	FERNANDEZ, Lucas	D	5'10"	150	7/20/1988	23	Argentinos Juniors (ARG)
21	MANSCUK, Kyle	D	6'2"	185	3/5/1989	22	Rochester Lancers (MISL)
22	MCFAYDEN, Kendall	F	6'0"	165	9/16/1988	23	Kitsap Pumas (PDL)
23	HOXIE, Andrew	F	6'4"	208	10/8/1986	25	Rochester (USL PRO)
24	NICHT, Kristian	GK	6'5"	225	4/3/1982	29	Karlsruhe SC (Bundesliga2)
25	MILLER, Brandon	GK	6'0"	175	12/26/1989	22	UNC-Wilmington (NCAA)
27	TANKE, Michael	M	5'8"	155	10/18/1989	22	Rochester (USL PRO)
29	BANKS, JC	M	5'8"	145	8/24/1989	22	Rochester (USL PRO)
31	MARINO, Joe	GK	6'0"	170	10/15/1988	23	Rochester (USL PRO)

HEAD COACH	Jesse Myers
ASSISTANT COACH	Bill Sedgewick
ASSISTANT COACH	Scott Vallow
ATHLETIC TRAINER	Dave DiPasquale
EQUIPMENT MANAGER	John Berardicurdi

NO.	NAME	PRONOUNCIATION
6	KYRIAZIS, Georgios	KEAR-e-as-is
7	ZAMUDIO, Gustavo	za-MOOD-e-o
13	KIRK, Quavas	QUAY-vahs
15	BRITO, Graciano	BRE-toe
18	KISSI, Isaac	KISS-ee
21	MANSCUK, Kyle	MAN-suck
22	MCFAYDEN, Kendall	Mcfadden
24	NICHT, Kristian	KNEE-sh
27	TANKE, Michael	TANK-ee


2012 ROCHESTER RHINOS

Alphabetical Roster

<u>NO</u>	<u>NAME</u>	<u>POS</u>	<u>HT</u>	<u>WT</u>	<u>DOB</u>	<u>AGE</u>	<u>LAST CLUB</u>
29	BANKS, JC	M	5'8"	145	8/24/1989	22	Rochester (USL PRO)
2	BELLAMY, Tyler	D	6'2"	185	5/17/1988	23	Rochester (USL PRO)
15	BRITO, Graciano	F	6'2"	175	6/2/1985	26	FC New York (USL PRO)
11	CHINN, Conor	F	6'0"	170	8/29/1987	24	Atlanta (NASL)
3	COST, Drew	M	6'0"	170	1/31/1989	23	Rochester (USL PRO)
16	EARLS, Danny	M	5'10"	158	4/22/1989	22	Colorado Rapids (MLS)
20	FERNANDEZ, Lucas	D	5'10"	150	7/20/1988	23	Argentinos Juniors (ARG)
17	HEMMI, Masaki	D	5'8"	150	8/14/1986	25	FB Gulbere
23	HOXIE, Andrew	F	6'4"	208	10/8/1986	25	Rochester (USL PRO)
13	KIRK, Quavas	D	6'1"	185	4/13/1988	23	Rochester (USL PRO)
18	KISSI, Isaac	F	6'1"	175	5/14/1987	24	Rochester (USL PRO)
6	KYRIAZIS, Georgios	D	6'2"	180	2/28/1980	32	Iraklis Thessalaniki (Greece)
21	MANSCUK, Kyle	D	6'2"	185	3/5/1989	22	Rochester Lancers (MISL)
31	MARINO, Joe	GK	6'0"	170	10/15/1988	23	Rochester (USL PRO)
22	MCFAYDEN, Kendall	F	6'0"	165	9/16/1988	23	Kitsap Pumas (PDL)
10	MCMANUS, Thomas	F	5'7"	145	2/28/1981	31	Ayr United (Scottish First)
25	MILLER, Brandon	GK	6'0"	175	12/26/1989	22	UNC-Wilmington (NCAA)
24	NICHT, Kristian	GK	6'5"	225	4/3/1982	29	Karlsruhe SC (Bundesliga2)
12	ROBERTS, Troy	D	6'0"	175	9/18/1983	28	Rochester (USL PRO)
8	ROSENLUND, Tyler	M	6'1"	170	9/13/1986	25	Rochester (USL PRO)
27	TANKE, Michael	M	5'8"	155	10/18/1989	22	Rochester (USL PRO)
5	TRAYNOR, Jack	D	5'9"	150	3/17/1987	24	Orlando City (USL PRO)
4	ZAHER, Michael	D	5'10"	160	9/24/1985	26	Charleston (USL PRO)
7	ZAMUDIO, Gustavo	M	5'9"	155	4/11/1986	25	Universidad Catolica (Chile)

HEAD COACH	Jesse Myers
ASSISTANT COACH	Bill Sedgewick
ASSISTANT COACH	Scott Vallow
ATHLETIC TRAINER	Dave DiPasquale
EQUIPMENT MANAGER	John Berardicurdi

NO.	NAME	PRONOUNCIATION
6	KYRIAZIS, Georgios	KEAR-e-as-is
7	ZAMUDIO, Gustavo	za-MOOD-e-o
13	KIRK, Quavas	QUAY-vahs
15	BRITO, Graciano	BRE-toe
18	KISSI, Isaac	KISS-ee
21	MANSCUK, Kyle	MAN-suck
22	MCFAYDEN, Kendall	McFadden
24	NICHT, Kristian	KNEE-sh
27	TANKE, Michael	TANK-ee



#2 Tyler Bellamy

Defender

Height: 6'2"

Weight: 185 lbs

Hometown: Hammonton, NJ

DOB: 05/17/1988

Citizenship: United States

Last Club: Rochester (USL PRO)

Rochester Rhinos: Bellamy won the Rhinos 2011 Community service award for the first time in his career. He played in 26 matches and made 25 starts in all competitions in 2011. He logged 2,115 minutes as the team's starting center back. The Rochester Rhinos won the USL PRO National Division Regular Season title in his second year with the club.

Bellamy signed with the Rhinos in February 2010. He was one of the club's most improved players during the 2010 season. He started twenty-three regular season games on defense. Bellamy was named the Rhinos Rookie of the Year. The Rhinos won the USSF-D2 Regular Season Championship in Bellamy's first year with the club.

Professional

USL PDL: Bellamy played for the **Ocean City Barons** (PDL) from 2008-2009

College

St. Bonaventure: Bellamy was named to the Atlantic 10 All-Conference second team and was a First Team All-Region selection in 2009.

	<p>#3 Drew Cost Midfielder</p> <p>Height: 6'0" Weight: 170 Hometown: Westchester, Pennsylvania DOB: 01/31/1989 Citizenship: United States Last Club: Rochester (USL PRO)</p>
---	---

Rochester Rhinos: Drew Cost signed with Rochester in March 2011. He played in 19 USL PRO regular season matches and started 12 of them as a center midfielder. He scored two goals for four points in 1,004 minutes. Cost started both of the Rhinos USL PRO National Division playoff matches. He scored his first career playoff goal in the National Division Semi-Finals against the Pittsburgh Riverhounds at Sahlen's Stadium. Cost played 23 minutes in the Rhinos 1:0 loss to the Chicago Fire (MLS) in the Lamar Hunt U.S. Open Cup Third Round.

Professional

MLS: Cost was drafted by Real Salt Lake (MLS) in the MLS Supplemental Draft but was not offered a contract by the team.

College

Penn State: Cost was a 2010 Second Team All-Big Ten selection and a 2010 Academic All-Big Ten selection. He finished his senior season with three goals and five assists, placing him fifth on the Nittany Lions in scoring. His three goals tied his career high set in 2009 as a junior.



#4 Michael Zaher

Defender

Height: 5'10"

Weight: 160 lbs

Hometown: Phoenix, Arizona

DOB: 09/24/1985

Citizenship: United States

Last Club: Charleston Battery (USL PRO)

Rochester Rhinos: The Rhinos announced that they had agreed to terms with Michael Zaher for the 2012 season on November 28, 2011.

Professional

USL: In 2010 Zaher signed with Charleston where he won the USL-2 Championship. In 2011 Zaher logged 1,846 minutes in twenty-two USL PRO matches for the Battery. He scored two goals and added one assists for five points.

MLS: He was a member of DC United's 2008 Lamar Hunt US Open Cup winning side. Zaher played in thirteen MLS matches in 2009 with DC United and the San Jose Earthquakes.

College

UCLA: Michael Zaher was a collegiate standout with the UCLA Bruins from 2004-2007. He played in seventy collegiate matches and scored two goals. He was also a member of the U18 United States Men's National Team during his time at UCLA.

	<p>#5 Jack Traynor Defender</p> <p>Height: 5'9" Weight: 150 lbs. Hometown: St. Charles, Missouri DOB: 03/17/1987 Citizenship: United States Last Club: Orlando City (USL PRO)</p>
---	--

Rochester Rhinos: The Rhinos announced that they had signed Jack Traynor for the 2012 season on November 28, 2011.

Professional

USL: Jack Traynor was a member of Orlando City's USL PRO Championship winning side in 2011. He logged 1,298 minutes in seventeen appearances and had two assists. In 2010 Traynor played twenty-seven matches with AC St. Louis in United States Soccer's Division Two. He made his professional debut with Miami FC on April 26, 2009 when he appeared as a second half substitute in a match against the Rochester Rhinos. Traynor went on to appear in twenty matches during his rookie campaign.

College

Notre Dame: Jack Traynor was a three-time All-Big East player at Notre Dame where he scored two goals and added seven assists in sixty-five career matches.

	<h2>#6 Georgios Kyriazis</h2> <p>Defender</p> <p>Height: 6'2" Weight: 180 lbs. Hometown: Thessaloniki, Greece DOB: 02/28/1980 Citizenship: Greek Last Club: Iraklis Thessalaniki</p>
---	---

Professional

Greece: Kyriazis began his professional career with **Iraklis Thessalaniki** in the Greek Super League when he was 16 years old in 1996. He played 134 times for the club from 1996 until 2003.

He returned to Greece to again play with Iraklis in 2010.

Italy: Kyriazis began his career in Italy on loan to **Catania** (Serie B) where he made 13 appearances in 2003. After his loan Kyriazis moved to **Arezzo** (Serie B) for two seasons. He made 28 appearances and scored one goal from 2003 to 2005. In 2005 he moved to **Triestina** (Serie B) where he made 93 appearances from 2005 to 2008. He scored seven goals before moving to **Salernitana** (Serie B) from 2008 to 2010. He made 63 appearances and scored three goals at his last stop in Italy.



#7 Gustavo Zamudio

Midfielder

Height: 5'9"

Weight: 152 lbs

Hometown: Vina del Mar, Chile

DOB: 04/11/1986

Citizenship: Chilean


Last Club: Universidad Catolica (Chile)

Professional

Chile: Gustavo Zamudio made his professional debut with Universidad Catolica in Chile at the age of 19 in 2005. After the conclusion of the 2005 season he left Catolica and went on to play for five Chilean teams in four years: La Serena (7/2005 - 12/2005), Magallanes (1/2006 - 12/2006), Universidad Catolica (1/2007 - 6/2007), Coquimbo Unido (7/2007 - 12/2007), San Luis (1/2008 - 6/2009).

Zamudio returned to Chile and spent two-and-a-half years playing for Universidad Catolica in Chile.

Hong Kong: After spending eighteen months at San Luis, Zamudio spent a year (7/2008 - 6/2009) playing for Kitchee in Hong Kong.

	<p>#8 Tyler Rosenlund Midfielder</p> <p>Height: 6'1" Weight: 170 lbs Hometown: Vancouver, BC DOB: 09/13/1986 Citizenship: Canadian Last Club: Rochester (USL PRO)</p>
---	--

Rochester Rhinos: In 2011 Rosenlund played in and started twenty-seven matches logging 2,266 minutes in all competitions. He recorded three goals and added two assists for eight points. Rosenlund was selected as the Flanders Group Rochester Rhinos Most Valuable Player in recognition of his efforts. Rosenlund appeared in twenty-eight matches for Rochester in 2010 and scored two goals in the regular season. He was the Rhinos leading scorer in the 2010 Lamar Hunt U.S. Open Cup with two goals.

Professional

MLS: Tyler Rosenlund was signed to a senior developmental contract by Toronto FC (MLS) in 2008. The Vancouver, British Columbia native appeared in eight matches and became the first Canadian player to score a goal for Toronto FC.

Canadian Men's National Team

Rosenlund made fifteen appearances with the U17 Canadian National Team and sixteen appearances with the U20 Canadian National Team. He made his only appearance with the full Canadian Men's National Team in January 2008.

College

UC Santa Barbara: Rosenlund played in two NCAA College Cups with the Gauchos. He played in the 2004 College Cup falling to Indiana University in the National Final on penalties. In 2006 Rosenlund led UCSB to the National Championship.



#10 Thomas McManus

Forward

Height: 5'7"

Weight: 145 lbs

Hometown: Glasgow, Scotland

DOB: 02/28/1981

Citizenship: Scottish

Last Club: Ayr United (Scottish First Division)

Rochester Rhinos: The Rhinos announced that they had agreed to terms with Thomas McManus for the 2012 season on February 6th, 2012.

Professional

Scotland: Tam McManus's professional career started with Hibernian in the Scottish Premier League where he scored nineteen goals in 109 appearances with the club from 1997 to 2005. McManus matured into a first-team regular with Hibs and led the team in scoring in the 2002-2003 campaign. McManus fell out of favor when Tony Mowbroy took over the managerial role at Hibernian in August 2004, and McManus moved to Dundee in the January 2005 transfer window.

McManus immediately found himself in a relegation battle when he arrived at Dundee. When the team was relegated from the Scottish Premier League at the end of the season McManus was photographed lying on the pitch in tears after the final whistle blew on the last day of the season. McManus stuck with the club until the middle of 2006, but he was released on a free transfer due to the clubs financial struggles related to relegation. McManus made thirty-seven appearances for Dundee and scored ten goals.

McManus has been in the Scottish First Division since he left Major League Soccer. First he signed with Ayr United and scored five goals in seventeen appearances. Then he went to Falkirk and scored seven goals in sixteen appearances. McManus most recently signed a short-term contract with Ayr United in late November 2011. The contract expired on January 29, 2012.

MLS: Tam McManus last played in the United States with the Colorado Rapids (MLS) in 2008. He made twenty appearances with the club and scored six goals. McManus's forty-yard golazo against Chivas USA won the Sierra Mist Strike of the Week award. His work ethic and blue collar mentality made him a fan favorite with the Rapids. McManus left the Rapids after the 2008 season.



#11 Conor Chinn

Forward

Height: 6'0"

Weight: 170 lbs

Hometown: La Jolla, California

DOB: 08/29/1987

Citizenship: United States

Last Club: Atlanta (NASL)

Rochester Rhinos: Chinn signed with the Rochester Rhinos for the 2012 season on December 19, 2011.

Professional

MLS: Chinn began his professional career with the New York Red Bulls after he was drafted in the third round (34th overall) of the 2010 MLS SuperDraft. Chinn appeared in nine matches for the Red Bull in the MLS regular season and US Open Cup play. He scored his first two professional goals against the Philadelphia Union in a US Open Cup Qualifier. He went on to score three goals in four US Open Cup matches for the Red Bulls in 2010. Chinn also scored one of the Red Bulls three goals in their 3-1 victory over Italian giants Juventus.

Chinn was released by the Red Bulls, but he was picked up by Real Salt Lake in 2011. He never appeared in a match with the team.

NASL: Chinn played in ten matches with Atlanta (NASL) after he was released by Atlanta during the 2011 season. He did not score a goal for the team.

College

University of San Francisco: Chinn played appeared in seventy-eight matches and scored thirty-seven goals with twelve assists. He was named First Team All-WCC twice and the West Coast Conference Player of the Year in 2008.

	<p>#12 Troy Roberts Defender</p> <p>Height: 6'0" Weight: 175 lbs Hometown: San Jose, California DOB: 09/18/1983 Citizenship: United States Last Club: Rochester (USL PRO)</p>
---	--

Rochester Rhinos: Troy Roberts was named the captain of the Rhinos for the 2011 season and led the team to the USL PRO National Division regular season title. He was selected to the USL PRO Second Team. Roberts helped anchor a defense that was ranked third in goals conceded and first in goals conceded at home as a starting center back. The team kept nine clean sheets.

In 2010 Roberts was selected to the USSF D2 Best XI team after playing every minute in every match in all competitions. He helped anchor a defense that finished third best in goals conceded and kept ten clean sheets. The Rochester Rhinos won the 2010 USSF-D2 Regular Season Championship in his first year with the club.


Professional

USL: Roberts played twenty-nine matches for the **Cleveland City Stars** in the USL First Division in 2009.

MLS: Troy Roberts played 61 matches for the **Los Angeles Galaxy** from 2005 to 2008. He was a part of the Galaxy's double winning side in 2005. He was Los Angeles's First Round Pick in the 2005 MLS SuperDraft (eight overall). Roberts played in more MLS matches before joining the Rhinos than any other player in franchise history.

College

Cal: Troy Roberts attended **UC Berkeley** where he was named a All-PAC 10 selection in 2003 and 2004.

	<p>#13 Quavas Kirk Defender</p> <p>Height: 6'1" Weight: 185 Hometown: Aurora, Illinois DOB: 04/13/1988 Citizenship: United States Last Club: Rochester (USL PRO)</p>
---	---

Rochester Rhinos: Quavas Kirk signed with the Rochester Rhinos in March, 2011. Kirk helped to anchor one of the USL PRO's top defenses appearing in sixteen league matches and making eleven starts. He also added two assists in USL PRO competition. Kirk made twenty appearances and made fifteen starts in all competitions logging a total of 1,390 minutes.

Professional

USL/USD2: Quavas Kirk played with the Minnesota Thunder (USL-1) in 2009 and the Portland Timbers (USD2) in 2010.

MLS: Quavas Kirk started his professional career with the Los Angeles Galaxy. He signed with Major League Soccer through the Project 40 program in 2005 at age sixteen. He was drafted by the Galaxy in the third round of the 2006 MLS SuperDraft and played with the team in the 2006 and 2007 MLS seasons. Kirk appeared thirty-three times for the Galaxy in MLS but did not score a goal. During his time with the Galaxy Kirk played with current Rhinos teammate and captain Troy Roberts, United States Men's National Team star Landon Donovan, and former Manchester United, Real Madrid, and AC Milan star David Beckham.

D.C. United acquired Quavas Kirk's rights from the Galaxy in a 2008 trade. Kirk went on to appear in ten matches with United and scored his only MLS goal with the club.

U17 - USMNT

Quavas Kirk entered the residency program at Bradenton with the Under-17 United States Men's National Team in 2003. He made fifty-three appearances with the U17's and scored twenty-two goals. Kirk played in the 2005 U17FIFA World Cup in Peru.

	<p style="text-align: center;">#15 Graciano Brito Forward</p> <p>Height: 6'2" Weight: 175 lbs Hometown: Sao Nicholau, Cape Verde DOB: 06/02/1985 Citizenship: Cape Verdean Last Club: FC New York (USL PRO)</p>
---	--

Rochester Rhinos: The club announced that they had signed Graciano Brito for the 2012 season on February 1st, 2012.

Professional

USL: Brito became the first player in franchise history to sign with FC New York. He scored the only goal in the franchise's first ever win over the Charleston Battery on May 13th. Brito went on to score four goals in twelve appearances with FC New York.

Portugal: Brito signed his first professional contract with Operario dos Acores in the Portuguese Second Division during the 2009-2010 season.

College

Quinnipiac College: As a senior Brito scored eighteen goals and added three assists in nineteen matches. He was recognized as the NEC Player of the Year and a first team All-NEC selection for the second consecutive season. He was also named an NSCAA All-American for the third time in his collegiate career. He concluded his four-year career with the Bobcats as their Division I all-time leader in goals (40) and points (92).

#16 Danny Earls

Midfielder

Height: 5'10"

Weight: 150 lbs

Hometown: Dublin, Ireland

DOB: 04/22/1989

Citizenship: Irish

Last Club: Colorado Rapids (MLS)

Rochester Rhinos: Danny Earls returned to the Rhinos on April 3rd, 2012. Earls played fifty-three times in all competitions for the Rhinos during his first stint with the club from 2008 to 2009. He made fifty starts and played 4,083 minutes over his two seasons in Rochester. He tallied one goal and five assists for seven points. He was brought to Rochester by former manager Darren Tilley and his assistant Steve Guppy in June 2008. He made his American debut in the First Round of the Lamar Hunt U.S. Open Cup against RWB Adria (USASA) on June 10th. Earls highlights from his first season in Rochester included being named the USL-1 Player of the Week on July 29, 2008.

Professional

MLS: In February 2010 Earls moved into Major League Soccer with the Colorado Rapids. He made twenty-two appearances for the club over the past two seasons. He won the 2010 MLS Eastern Conference Championship and the 2010 MLS Cup – the first two honors of his professional career – in his first season with the Rapids.

After one season in Colorado, Earls was traded to the Seattle Sounders on November 22, 2010. Earls was waived by Seattle on March 1st, 2011. He returned to Colorado and signed with the Rapids on March 30, 2011.

England: Earls joined Aston Villa (EPL) before the 2005 season. He never appeared in the first team but played in the reserve team until 2008.



#17 Masaki Hemmi

Defender

Height: 5'8"

Weight: 150 lbs.

Hometown: Tokyo, Japan

DOB: 08/14/1986

Citizenship: Japan

Last Club: FB Gulbere

Professional

Latvia: Hemmi previously played professionally for FB Gulbene in the Latvian Virsliga.

College

Colorado College of Mines: Hemmi enrolled and played NCAA Division II Men's Soccer.



#18 Isaac Kissi

Forward

Height: 6'1"

Weight: 175 lbs

Hometown: Brong-Ahafo, Ghana

DOB: 05/14/1987

Citizenship: Ghanaian

Last Club: Rochester (USL PRO)

Rochester Rhinos: Kissi was diagnosed with a heart condition during his 2011 preseason physical that needed surgery to correct. As a result, Kissi was limited to only 724 minutes in all competitions. He scored three USL PRO regular season goals in only five starts. He was the Rhinos leading scorer in the 2011 USL PRO playoffs with two goals and one assist for five points. Although Kissi's scoring totals were limited due to injury, he still led the Rhinos in strike rate percentage (i.e. goals per game).

Kissi signed with the Rochester Rhinos in February, 2010. He led team in scoring during the regular season with eight goals and 18 points. He was named the Rhinos 2010 Offensive Player of the Year.

College

University of Dayton: Kissi was named to UNCW Courtyard by Marriott All-Tournament Team in 2008. He was selected to the Atlantic 10 All-Championship Team. Kissi attended two years at the University of Ghana before transferring to Dayton.

#20 Lucas Fernandez

Defender

Height: 5'9"

Weight: 161 lbs

Hometown: Buenos Aires, Argentina

DOB: 07/20/1988

Citizenship: Argentinian

Last Club: Club Progreso (Uruguay Second)

Rochester Rhinos: The club announced that they had signed Fernandez for the 2012 season in April 2012.

Professional

Argentina: Fernandez joined the storied Argentinos Juniors Academy at the age of ten in 1988. Argentinos Juniors Academy has produced such soccer talents as Diego Maradona, Fernando Redondo, and Juan Roman Riquelme. He played and developed in the Academy until he signed a professional contract with the club in 2007. He played in the Argentinos Juniors Reserves from 2007 to 2009 before making his professional debut with the First Team in 2010. The Argentinos Juniors won the Clausura Championship in 2010.

Bolivia: Fernandez moved to Jorge Wilstermann for the 2011 season and got the opportunity to play in the Copa Libertadores, South America's version of the UEFA Champions' League. Fernandez played against traditional South American powers Internacional (Brazil), Jaguares (Mexico), and Emelec (Ecuador).

	<p>#21 Kyle Manscuk Defender</p> <p>Height: 6'0" Weight: 165 lbs Hometown: Rochester, New York DOB: 09/16/1988 Citizenship: United States Last Club: Rochester Lancers (MISL)</p>
---	--

Rochester Rhinos: Manscuk is on loan to the Rhinos from the Rochester Lancers (MISL) for the 2012 season

Professional

USL PDL: Manscuk played the 2011 PDL season with the Ottawa Lynx. He played the 2009 and 2010 seasons for former Rochester Rhinos manager Laurie Calloway with the Des Moines Menace.

College

Binghamton: Manscuk was a four year letter winner and three year starter with the Bearcats. He started 64 games over the course of his career. He was twice selected to the All-Conference Team and won First Team All-Conference honors as a senior. Manscuk was also named First Team All-Region by the NSCAA.



#22 Kendall McFayden

Forward

Height: 6'0"

Weight: 165 lbs

Hometown: Williamsville, New York

DOB: 09/16/1988

Citizenship: United States

Last Club: Kitsap Pumas (USL PDL)

Professional

USD2: Kendall McFayden played four matches for the Austin Aztex. He made his professional debut and scored his first professional goal in a 3:1 victory over Miami FC on July 31, 2010. McFayden was released by the Aztex at the end of the 2010 season.

USL PDL: McFayden played for the USL PDL Champions, the Kitsap Pumas, during the 2011 season. He made six appearances for the club and scored one goal.

During his college years McFayden played for the Austin Aztex U23 team in the PDL. He played in 16 matches and scored eight goals.

College

Medaille: McFayden was a four-year player who scored 42 collegiate goals. He was a three-time All-AMCC First Team All-Conference selection, an ECAC First Team All Star, an NSCAA Regional All-American, and an NSCAA All-American.



#23 Andrew Hoxie

Forward

Height: 6'4"

Weight: 208 lbs

Hometown: Enid, Oklahoma

DOB: 10/08/1986

Citizenship: United States

Last Club: Rochester (USL PRO)

Rochester Rhinos: Hoxie led the team in scoring with twelve points (5 goals, 2 assists) in the 2012 USL PRO regular season. His team leading points total came in only 940 minutes. Hoxie played in 22 matches but he only made nine starts. He was the only Rhino to have a multi-goal game when he scored a brace in Antigua on June 3rd. Hoxie started two games in the Lamar Hunt U.S. Open Cup and played 31 minutes in the USL PRO playoffs, but didn't record a point in either competition.

Hoxie signed with Rochester in March, 2010. He finished tied for second in regular season scoring with 11 points. He contributed one goal during the playoffs against Puerto Rico.

Professional

MLS: Andrew Hoxie was drafted 37th overall by San Jose Earthquakes in 2010 MLS SuperDraft but never signed a professional contract with the team.

USL PDL: Hoxie scored 20 goals in 42 games for Virginia Legacy of USL Premier Development League.

College

William & Mary: Andrew Hoxie was a four-year player with William and Mary University from 2005-2009. He was the Colonial Athletic Association Player of the Year in 2009. He earned All-America honors from 2007-09.

	<p>#24 Kristian Nicht Goalkeeper</p> <p>Height: 6'5" Weight: 225 lbs Hometown: Jena, East Germany DOB: 04/03/1982 Citizenship: German Last Club: Karlsruhe SC (Bundesliga2)</p>
---	--

Rochester Rhinos: On March 6, 2012 the Rhinos announced that Kristian Nicht had signed for the 2012 season.

Professional

Germany: Nicht started his career with the **Stuttgart Kickers** in the Regionalliga Sud during the 2002-2003 season. He made thirty appearances for a club that finished fifteenth in the division. In his only year with the Kickers they were the runners-up in the Wurttemberg Cup, a regional cup competition.

During the 2003-2004 season Nicht moved to **1.FC Nuremberg** where he was a back-up keeper on a club that won the second Bundesliga and won promotion to the Bundesliga.

Nicht established himself as a keeper in his three year stint with **Alemannia Aachen** from 2004 – 2007. Nicht made sixty appearances for the club and led the team to promotion from the second Bundesliga at the conclusion of the 2005-2006 season. The next season he made eighteen appearances in the Bundesliga, the German top flight. Despite a valiant effort from the newly promoted team, Alemannia Aachen finished seventeenth and was relegated during the 2006-2007 season.

Nicht returned to the German Second Bundesliga from 2009-2011 with **Karlsruhe SC**. Karlsruhe finished tenth in the second Bundesliga in 2010 and fifteenth in the second Bundesliga in 2011.

Norway: After Alemannia Aachen was relegated from the Bundesliga Nicht left the club and joined **Viking FK** in the Norwegian First Division for the 2008-2009 campaign. Viking FK finished tenth in the First Division and Nicht made twenty appearances for the club.

	<p>#25 Brandon Miller Goalkeeper</p> <p>Height: 6'0" Weight: 175 lbs Hometown: Charlotte, North Carolina DOB: 12/26/1989 Citizenship: United States Last Club: UNC-Wilmington (NCAA)</p>
---	---

Rochester Rhinos: On December 21, 2011 the Rochester Rhinos announced that they had signed Brandon Miller for the 2012 season.

College

UNC-Wilmington: Miller earned first team All-CAA honors in his first full season as a starter as a senior in 2011. He made sixty-eight saves in eighteen matches and posted a 1.36 goals-against average in his last eleven matches in goal with Wilmington. Miller made fourteen starts in his first three years at Wilmington.



#27 Michael Tanke

Midfielder

Height: 5'8"

Weight: 155 lbs

Hometown: Niles, Michigan

DOB: 10/18/1989

Citizenship: United States

Last Club: Rochester (USL PRO)

Rochester Rhinos: Tanke signed with Rochester in March 2011. As a rookie he played in 13 USL PRO regular season matches and made nine starts. He recorded one assist for one point in 614 minutes as a center midfled. Tanke was a key member of the Rhinos midfield in the Lamar Hunt U.S. Open Cup. He started all three matches and logged 269 out of a possible 270 minutes in the competition. Tanke's 2011 season was cut short by a metatarsal injury causing him to miss the end of the 2011 USL PRO regular season and the USL PRO playoffs.

College

University of Rhode Island: Tanke was one of only five players to start in all 18 games his senior year. Overall he appeared in 65 games for the Rams during his collegiate career.

	<p style="text-align: center;">#29 JC Banks Midfielder</p> <p>Height: 5'8" Weight: 145 lbs Hometown: Milwaukee, Wisconsin DOB: 08/24/1989 Citizenship: United States Last Club: Rochester (USL PRO)</p>
---	--

Professional

Rochester Rhinos: JC Banks agreed to terms with Rochester in April 2011, and went on to win the Rhinos 2011 Rookie of the Year Award. He scored two goals and added four assists for eight points in the USL PRO regular season. He recorded his first playoff assist in the Rhinos 4:0 USL PRO National Division Semi-Final victory over Pittsburgh at Sahlen's Stadium. Banks had one goal and one assist in the Lamar Hunt U.S. Open Cup. The Rhinos never lost a match when Banks name appeared on the score sheet in 2011.

College

UW-Green Bay: As a senior he finished the season with 12 goals and 30 points, which ranked 12th and 13th in the nation. His performance earned him NSCAA Second Team Great Lakes All-Region honors as well as being named a College Soccer News Third Team All-American. He was also selected to the All-League First Team. As a junior he was named the Horizon League Player of the Year.



#31 Joe Marino

Goalkeeper

Height: 6'0"

Weight: 185 lbs

Hometown: Rochester, New York

DOB: 10/15/1988

Citizenship: United States

Last Club: Rochester (USL PRO)

Professional

Rochester Rhinos: Joe Marino signed with the club in March 2011 but did not appear in any matches for the team in the 2011 season.

College

SUNY Brockport: As a senior Marino posted a 0.61 goals against average in net while recording 13-2-3 mark. He earned Third Team All-American honors as a senior. Marino set a Golden Eagles record by recording 11 clean sheets in a season. During one stretch he posted eight consecutive clean sheets and finished with a 796 minute, seven second scoreless streak to help push Brockport to 13th in the nation. Marino made 18 starts as a junior in 2009 going 9-6-3 and posting a 0.91 goals against average.

Regular Season History



1996 A-League Regular Season

USL First Division	Overall						
	Pts	GP	W	L	SW	GF	GA
Montreal Impact	55	27	17	6	4	40	18
Colorado Foxes	44	27	14	11	2	55	33
Seattle Sounders	40	27	12	11	4	35	25
Rochester Rhinos	36	27	11	13	3	44	42
Vancouver 86ers	33	27	10	14	3	38	38
New York Fever	21	27	6	18	3	30	30
Atlanta Ruckus	9	27	3	19	0	14	14

Note: Teams earn three points for a regulation or overtime win and one point for a shootout win. Win and loss columns include shootout wins and losses.

1996 A-LEAGUE PLAYOFF REVIEW

Semifinals:

#1 Montreal Impact vs. #4 Rochester Rhinos

Game 1 @ Montreal

Rochester 3, Montreal 2

Game 2 @ Rochester

Montreal 3, Rochester 0

Game 3 @ Montreal

Rochester 2, Montreal 1

Rochester wins series 2-1

#2 Colorado Foxes vs. #3 Seattle Sounders

Game 1 @ Colorado

Seattle 1, Colorado 0

Game 2 @ Seattle

Colorado 2, Seattle 0

Game 3 @ Colorado

Seattle 3, Colorado 0

Seattle wins series 2-1

Finals:

#3 Seattle Sounders vs. #4 Rochester Rhinos

A-League Championship @ Seattle Memorial Stadium

Seattle 2, Rochester 0



1996 A-League Regular Season

1996 A-League Honors

A-League Champions: Seattle Sounders
Runner-Up: Rochester Rhinos
MVP: Wolde Harris – Colorado Foxes
Leading goal scorer: Doug Miller – Rochester Rhinos
Goalkeeper of the Year: Paolo Ceccarelli – Montreal Impact
Rookie of the Year: Wolde Harris – Colorado Foxes
Coach of the Year: Lorne Donaldson – Seattle Sounders
Defender of the Year: John Limniatis – Montreal Impact
Official of the Year: Kevin Skinner

1996 Attendance Totals:

First Team All League:

	Home Attendance	G	Total	Avg.
Goalkeeper:	Rochester	18	179,834	9,991
Paolo Ceccarelli – Montreal Impact	Montreal	13	63,288	4,868
	Atlanta	10	43,152	4,315
	Colorado	14	58,803	4,200
Defenders:	Vancouver	11	44,744	4,068
John Limniatis – Montreal Impact	Seattle	15	56,257	3,750
Wade Webber – Seattle Sounders	New York	13	18,826	1,448
Carlos Llamosa – New York Fever	LEAGUE	94	464,904	4,946
Rene Rivas – Rochester Rhinos				

Midfielders:

Nick DeSantis – Montreal Impact
 Martin Nash – Vancouver 86ers
 Anthony McReath – Colorado Foxes

Forwards:

Wolde Harris – Colorado Foxes
 Domenic Mobilio – Vancouver 86ers
Doug Miller – Rochester Rhinos

Leading Scorers	Goals	Assists	Points
Wolde Harris, Col	17	8	42
Doug Miller, Roc	18	2	38
Domenic Mobilio, Van	14	4	32
Lenin Steenkamp, Roc	9	5	23
Carsten Siersbeck, Col	7	8	22

Leading Goalkeepers	GP/GS	MIN	SVS	GA	SO	GAA	W-L
Paolo Ceccarelli, Mon	26/26	2,340	166	17	13	0.65	17-5
Marcus Hahnemann, Sea	27/27	2,378	120	24	11	0.91	12-11
Trey Harrington, Col	27/27	2,422	116	33	10	1.23	14-11
Paul Dolan, Van	24/24	2,119	132	30	7	1.27	9-13
Billy Andracki, Roc	27/27	2,410	121	40	7	1.49	11-13

1996 A-League Regular Season

NO.	NAME	POS	GP	GS	MIN	G	A	PTS	SHOTS	FOULS	CARDS		SHOOTOUT	
											C	E	G	ATT
19	MILLER, Doug	F	27	23	2,228	18	2	38	71	26	1	0	0	4
23	STEENKAMP, Lenin	F	21	21	1,890	5	5	15	57	26	3	0	2	3
21	MARINARO, Hector	M	23	19	1,758	4	7	15	51	14	4	1	3	5
11	DEBRAH, Kofi	F	18	8	711	4	2	10	14	10	1	0	0	1
7	GUTIERREZ, Henry	M	13	13	1,034	3	3	9	26	27	5	0	0	2
6	RIVAS, Rene	D	25	25	2,223	2	4	8	25	56	6	0	1	3
8	TANNER, Tommy	M	26	26	2,035	1	6	8	9	27	4	0	0	2
12	YOUNG, Paul	F	4	2	200	4	0	8	8	2	0	0	0	0
9	KELLY, Danny	M	20	20	1,725	2	3	7	22	19	3	0	2	3
10	McKAY, Yogi	M	22	20	1,621	1	1	3	11	45	2	2	2	4
17	DAUDA, Fuseini	F	23	21	1,856	0	1	1	10	49	8	0	1	1
5	SMOTRICH, Yuri	D	18	16	1,502	0	1	1	0	24	1	0	1	3
16	KENNEL, Chris	D	12	5	663	0	1	1	5	10	0	0	0	0
	KARIC, Zoran	M	6	5	303	0	1	1	22	6	0	1	1	2
1	ANDRACKI, Bill	GK	27	27	2,411	0	0	0	0	0	1	0	0	1
4	MINOTT, Leon	D	22	20	1,665	0	0	0	1	21	3	0	0	0
14	VILLAGRA, Gustavo	M	17	15	1,260	0	0	0	17	37	2	0	0	1
	RIZI, Marco	D	10	7	540	0	0	0	4	7	1	1	0	0
	WURDAK, Tom	M	4	3	273	0	0	0	3	2	0	0	0	0
	ROMANELLO, Gustavo	F	4	3	215	0	0	0	4	4	0	0	0	1
3	ASHE, Tim	D	8	1	144	0	0	0	0	3	1	0	0	1
20	TOMETSKO, Ken	M	1	1	90	0	0	0	0	1	0	0	0	0
18	HOPFINGER, Carl	F	4	1	60	0	0	0	0	0	0	0	0	0
15	ALLEN, Howard	F	1	0	26	0	0	0	1	1	0	0	0	0
0	THOMPSON, Rett	GK	1	0	19	0	0	0	0	0	0	0	0	0
22	STUART, Darrell	F	1	0	10	0	0	0	0	0	0	0	0	0
15	ERCOLI, Pat	M	1	0	7	0	0	0	0	0	0	0	0	1
TOTALS			27	27	2,430	44	36	124	328	398	41	3	12	34

NO.	GOALKEEPER	GP	GS	MINS	GA	SVS	GAA	SO	RECORD		SHOTS		SHOOTOUT		
									W	L	FACED	SAVES	GA	W	L
1	ANDRACKI, Bill	27	27	2,411	40	120	1.49	7	11	13	37	14	13	3	3
0	THOMPSON, Rett	1	0	19	2	1	9.47	0	0	0	0	0	0	0	0
TEAM TOTALS		27	27	2,430	42	121	1.56	7	11	13	37	14	13	3	3

RECORD	GP	W	L	SOW	SOL	SCORING	1st	2nd	TOT	SHOTS	TOTAL
RHINOS	27	11	13	3	3	RHINOS	15	29	44	RHINOS	328
OPPONENTS	27	13	11	3	3	OPPONENTS	13	29	42	OPPONENTS	289

RHINOS WHEN:

	W-L
Scoring First Goal	10-2
Allowing First Goal	4-11
Outshooting Opponent	11-7
Shots are Tied	2-0
Outshot by Opponent	1-6
Leading at Half-Time	6-0
Tied at Half-Time	7-8
Trailing at Half-Time	1-5

ADDITIONAL STATISTICS

RHINOS	OPPONENTS
158	CORNER KICKS 128
1	CORNER KICKS SCORED 1
4	PENALTY KICKS 3
0	PENALTY KICKS SCORED 2
62	OFFSIDES 70
398	FOULS 372
50	CAUTIONS 32
6	EJECTIONS 4

1996 A-League Regular Season

<u>GAME</u>	<u>DATE</u>	<u>OPPONENT</u>	<u>SCORE</u>	<u>W/L</u>	<u>RECORD</u>	<u>GOALIE</u>	<u>GOAL SCORERS</u>	<u>ATT.</u>
1	5/10	NEW YORK FEVER	1-1	L-SO	0-1	Andracki	Kelly	5,834
2	5/31	SEATTLE SOUNDERS	1-1	L-SO	0-2	Andracki	Marinaro	5,261
3	6/9	@ Montreal Impact	0-2	L	0-3	Andracki	None	5,344
4	6/15	MONTREAL IMPACT	0-0	L-SO	0-4	Andracki	None	5,038
5	6/21	VANCOUVER 86'ers	3-2	W	1-4	Andracki	Debrah, McKay, Marinaro	4,594
6	6/27	@ Colorado Foxes	0-6	L	1-5	Andracki/Thompson	None	1,176
7	6/29	@ Seattle Sounders	0-1	L	1-6	Andracki	None	3,462
8	7/5	@ Vancouver 86'ers	2-3	L	1-7	Andracki	Steenkamp, Miller	5,172
9	7/7	@ Atlanta Ruckus	1-1	W-SO	2-7	Andracki	Miller	900
10	7/10	@ Montreal Impact	0-3	L	2-8	Andracki	None	5,342
11	7/12	MONTREAL IMPACT	3-2	W	3-8	Andracki	Miller (3)	14,717
12	7/19	NEW YORK FEVER	2-0	W	4-8	Andracki	Miller, Kelly	9,983
13	7/26	ATLANTA RUCKUS	3-1	W	5-8	Andracki	Miller (3)	12,331
14	8/3	SEATTLE SOUNDERS	2-1	W	6-8	Andracki	Miller, Debrah	13,142
15	8/7	VANCOUVER 86'ers	1-2	L	6-9	Andracki	Debrah	9,821
16	8/10	New York Fever @ Roch	2-2	W-SO	7-9	Andracki	Streenkamp, Miller	7,126
17	8/14	@ Seattle Sounders	0-2	L	7-10	Andracki	None	2,587
18	8/16	@ Vancouver 86'ers	1-0	W	8-10	Andracki	Steenkamp	4,093
19	8/18	@ Colorado Foxes	2-5	L	8-11	Andracki	Debrah, Miller	3,879
20	8/21	COLORADO FOXES	0-0	W-SO	9-11	Andracki	None	11,196
21	8/25	NEW YORK FEVER	3-2	W	10-11	Andracki	Gutierrez, Rivas, Miller	10,664
22	8/30	ATLANTA RUCKUS	8-2	W	11-11	Andracki	Miller (3), Tanner, Young, Steenkamp, Rivas, Gutierrez,	11,311
23	9/1	@ Atlanta Ruckus	4-0	W	12-11	Andracki	Young (3), Miller	926
24	9/4	@ Montreal Impact	1-2	L	12-12	Andracki	Gutierrez	3,987
25	9/11	MONTREAL IMPACT	1-0	W	13-12	Andracki	Steenkamp	8,128
26	9/13	COLORADO FOXES	0-1	L	13-13	Andracki	None	12,249
27	9/14	vs NY Fever @ Hershey	3-0	W	14-13	Andracki	Marinaro (2), Miller	2,645

14 HOME GAMES PLAYED: Total - 134,269 - Avg - 9,591

13 ROAD GAMES PLAYED: Total 43,994 - Avg: 3,384

RHINOS VS. THE A-LEAGUE

<u>TEAM</u>	<u>RECORD</u>							<u>SHOOTOUT</u>					
	<u>GP</u>	<u>HOME</u>	<u>ROAD</u>	<u>TOTA</u>	<u>PTS</u>	<u>G</u>	<u>GA</u>	<u>HOM</u>	<u>ROAD</u>	<u>TOTAL</u>	<u>GF</u>	<u>GA</u>	
				<u>L</u>		<u>F</u>		<u>E</u>					
ATLANTA	4	2-0	2-0	4-0	10	16	4	0-0	1-0	1-0	3	2	
COLORADO	4	1-1	0-2	1-3	1	2	12	1-0	0-0	1-0	2	1	
MONTREAL	6	2-1	0-3	2-4	6	5	9	0-1	0-0	0-1	1	2	
NEW YORK	5	2-1	2-0	4-1	10	11	5	0-1	1-0	1-1	4	4	
SEATTLE	4	1-1	0-2	1-3	3	3	5	0-1	0-0	0-1	3	4	
VANCOUVER	4	1-1	1-1	2-2	6	7	7	0-0	0-0	0-0	0	0	
TOTALS	27	9-5	5-8	14-13	36	44	42	1-3	2-0	3-3	13	13	

RHINOS RECORD BY THE...

<u>MONTH</u>	<u>GP</u>	<u>W-L</u>	<u>PTS</u>	<u>DAY</u>	<u>GP</u>	<u>W-L (SOW)</u>	<u>PTS</u>
MAY	2	0-2	0	MONDAY	0	0-0	0
JUNE	5	1-4	3	TUESDAY	0	0-0	0
JULY	6	4-2	10	WEDNESDAY	6	2-4	4
AUGUST	9	6-3	14	THURSDAY	1	0-1	0
SEPTEMBER	5	3-2	9	FRIDAY	10	6-4	18
TOTALS	27	14-13	36	SATURDAY	5	3-2	7
				SUNDAY	5	3-2	7
				TOTALS	27	14-13	36

A-LEAGUE 1997 REGULAR SEASON

Pacific Division	Pts	GP	W	L	SW	SL	GF	GA
California Jaguars	52	28	18	10	1	0	48	34
Seattle Sounders	50	28	18	10	2	3	42	19
Colorado Foxes	46	28	16	12	11	2	49	46
Vancouver 86ers	46	28	16	12	1	1	50	29
Orange County Zodiac	31	28	11	17	1	0	35	62
El Paso Patriots	18	28	8	20	3	3	30	50
Central Division	Pts	GP	W	L	SW	SL	GF	GA
New Orleans Riverboat Gamblers	42	28	16	12	3	2	45	42
Nashville Metros	37	28	17	11	7	2	42	34
Milwaukee Rampage	36	28	14	14	3	2	33	36
Orlando Sundogs	36	28	12	16	0	4	39	40
Minnesota Thunder	35	28	13	15	2	5	22	30
Atlanta Ruckus	30	28	12	16	3	1	39	48
Northeast Division	Pts	GP	W	L	SW	SL	GF	GA
Montreal Impact	61	28	21	7	1	1	58	19
Long Island Rough Riders	42	28	16	12	3	2	44	36
Rochester Rhinos	42	28	14	14	0	5	56	47
Toronto Lynx	38	28	14	14	2	0	44	43
Connecticut Wolves	28	28	12	16	4	1	31	45
Worcester Wildfire	19	28	7	21	1	2	26	61
Atlantic Division	Pts	GP	W	L	SW	SL	GF	GA
Hershey Wildcats	55	28	19	9	1	1	56	33
Carolina Dynamo	50	28	18	10	2	2	63	33
Richmond Kickers	45	28	15	13	0	2	41	35
Charleston Battery	32	28	12	16	2	3	39	50
Raleigh Flyers	28	28	12	16	4	3	34	52
Jacksonville Cyclones	13	28	5	23	1	1	28	73

Note: Teams earn three points for a regulation or overtime win and one point for a shootout win. Win and loss columns include shootout wins and losses.

A-LEAGUE 1997 REGULAR SEASON

1997 A-League Playoff Review

Division Semifinals

9/3/97 Rochester 0-0 Long Island
Long Island wins shootout, 4-3

9/6/97 Long Island 1-1 Rochester
Long Island wins shootout, 3-1
Atlanta advance on 2-0 series win

9/5/97 Toronto 1-2 Montreal
9/7/97 Montreal 4-0 Toronto
Montreal advance on 2-0 series win

9/5/97 Charleston 1-1 Hershey
Hershey wins shootout, 3-1
9/7/97 Hershey 1-1 Charleston
Charleston wins shootout, 1-0
Series tied 1 game apiece
MG Hershey 0-0 Charleston
Charleston advance on 4-2 mini-game shootout win

9/5/97 Richmond 1-2 Carolina
9/6/97 Carolina 1-4 Richmond
Series tied 1 game apiece
MG Carolina 0-0 Richmond
Carolina advance on 3-2 mini-game shootout win

9/4/97 Nashville 1-2 Milwaukee
9/7/97 Milwaukee 3-0 Nashville
Milwaukee advance on 2-0 series win

9/4/97 Orlando 1-2 New Orleans
9/7/97 New Orleans 6-2 Orlando
New Orleans advance on 2-0 series win

9/4/97 Colorado 0-3 Seattle
9/6/97 Seattle 2-0 Colorado
Seattle advance on 2-0 series win

9/5/97 Vancouver 4-1 California
9/7/97 California 2-2 Vancouver
Vancouver wins shootout, 2-1
Vancouver advance on 2-0 series win

Division Finals

9/12/97 Long Island 2-1 Montreal
9/14/97 Montreal 2-0 Long Island
Series tied 1 game apiece
MG Montreal 0-0 Long Island
Long Island advance on 4-1 mini-game shootout win

9/11/97 Charleston 3-3 Carolina
Charleston wins shootout, 4-3
9/14/97 Carolina 2-1 Charleston
Series tied 1 game apiece
MG Carolina 1-0 Charleston
Carolina advance on mini-game win

9/12/97 Milwaukee 2-1* New Orleans
9/14/97 New Orleans 3-4 Milwaukee
Milwaukee advance on 2-0 series win

9/12/97 Vancouver 3-0 Seattle
9/14/97 Seattle 0-0 Vancouver
Seattle wins shootout, 1-0
Series tied 1 game apiece
MG Seattle 1-1 Vancouver
Vancouver advance on 3-1 mini-game shootout win

Conference Finals

9/19/97 Long Island 1-2 Carolina
9/21/97 Carolina 2-0 Long Island
Carolina advance on 2-0 series win

9/19/97 Milwaukee 3-1 Vancouver
9/21/97 Vancouver 0-0 Milwaukee
Milwaukee wins shootout, 3-0
Milwaukee advance on 2-0 series win

A-League Championship

9/27/97 Milwaukee 1-1 Carolina
Milwaukee wins shootout 3-0

1997 A-League Honors

A-League Champions: Milwaukee Rampage

Runner-Up: Carolina Dynamo

MVP: Doug Miller – Rochester Rhinos

Leading goal scorer: Doug Miller – Rochester Rhinos

Goalkeeper of the Year: Paolo Ceccarelli – Montreal Impact

Rookie of the Year: Wolde Harris – Colorado Foxes

Coach of the Year: Lorne Donaldson – Seattle Sounders

Defender of the Year: John Limniatis – Montreal Impact

A-LEAGUE 1997 REGULAR SEASON

1997 All-League Teams

First Team	Position	Second Team
Dusty Hudock, Seattle Sounders	Goalkeeper	Paolo Ceccerelli, Montreal Impact
John Limnaitis, Montreal Impact	Defender	Dian Anguelov, Richmond Kickers
Travis Rinker, L.I. Rough Riders	Defender	Don Gramenz, Minnesota Thunder
Scott Schweitzer, Carolina Dynamo	Defender	Roberto Rosario, Carolina Dynamo
Mark Watson, Seattle Sounders	Defender	Bill Sedgewick, Montreal Impact
Yari Allnutt, Carolina Dynamo	Midfielder	Nick DeSantis, Montreal Impact
Mauro Biello, Montreal Impact	Midfielder	Domenic Mobilio, Vancouver 86ers
Garret Kusch, Vancouver 86ers	Midfielder	John Smith, Nashville Metros
Mark Baena, California Jaguars	Forward	Mike Gaillet, Seattle Sounders
Stern John, N.O. Riverboat Gamblers	Forward	Steve Patterson, Colorado Foxes
Doug Miller, Rochester Rhinos	Forward	Darren Tilley, Montreal Impact

Leading Scorers	Goals	Assists	Points
Doug Miller, Roc	23	5	51
Mark Baena, Cal	20	4	44
Stern John, NO	16	5	37
Steven Patterson, Col	16	3	35
Jamal Mitchell, Nsh	17	0	34
Jimmy Glenn, Roc	13	8	34

Leading Goalkeepers	GP	MIN	SVS	GA	SO	GAA	W-L
Dusty Hudock, Cha	28	2,568	113	19	15	0.67	18-10
Paolo Ceccarelli, Mon	27	2,113	131	18	10	0.77	16-6
John Swallen, Min	21	1,950	88	20	8	0.92	11-10
Paul Dolan, Van	22	1,902	73	20	6	0.95	12-9
Kevin Rueda, Cal	26	2,374	102	31	10	1.18	17-9

Home Attendance	G	Total	Avg.
Rochester	14	149,481	10,677
Montreal	14	70,924	5,066
Long Island	14	58,052	4,147
Minnesota	14	53,933	3,852
Vancouver	14	49,812	3,558
Milwaukee	14	44,307	3,165
Hershey	14	43,932	3,138
Seattle	14	40,221	2,873
El Paso	14	38,226	2,730
Carolina	14	36,474	2,605
LEAGUE	336	903,842	2,690



A-LEAGUE 1997 REGULAR SEASON

NO	NAME	POS	GP	GS	MIN	G	A	PTS	SHOTS	FOULS	CARDS		SHOOTOUT	
											C	E	G	ATT
19	MILLER, Doug	F	25	22	1,996	23	5	51	78	25	3	1	0	2
18	GLENN, Jimmy	F	28	28	2,287	13	8	34	58	24	1	0	1	5
23	STEENKAMP, Lenin	M	21	17	1,400	4	4	12	37	13	2	1	0	0
11	VIGNJEVIC, Nikola	M	21	11	1,194	3	3	9	35	12	1	0	1	3
8	TANNER, Tommy	M	20	18	1,433	2	5	9	11	30	5	1	0	2
20	DALIGCON, Nate	M	4	1	182	3	1	7	6	2	0	0	0	0
7	GUTIERREZ, Henry	M	17	16	1,384	1	5	7	40	31	5	0	1	1
9	MONTEIRO, Darci	M	11	5	604	2	2	6	16	21	6	1	0	0
15	ALAMO, Ezikeil	M	21	6	910	1	3	5	7	27	3	0	0	2
6	RIVAS, Rene	M/D	7	7	630	2	0	4	10	17	2	0	0	0
5	VILLAGRA, Gustavo	M	20	20	1,807	0	3	3	16	54	7	0	0	1
12	KIRMSE, Mike	M	12	6	686	1	0	2	19	11	1	0	0	1
16	KENNEL, Chris	D	17	10	1,076	1	0	2	4	13	0	0	0	2
3	HOUSER, Nate	D	21	16	1,400	0	2	2	7	32	5	0	3	4
17	DAUDA, Fuseini	D	18	16	1,540	0	2	2	5	54	7	2	0	1
6	WALTON, Mali	D	6	6	670	0	1	1	0	2	1	0	0	1
10	McKAY, Yogi	M	20	18	1,613	0	1	1	14	28	3	0	0	2
27	KOETTERS, Kevin	D	22	20	1,782	0	1	1	10	18	0	0	0	3
25	MILLER, Scott	M	1	0	6	0	0	0	0	0	0	0	0	0
26	MAROJEVIC, Novica	M	2	1	57	0	0	0	0	0	0	0	0	0
0	THOMPSON, Rett	GK	2	0	59	0	0	0	0	0	0	0	0	0
22	STUART, Darrell	F	3	1	71	0	0	0	0	2	1	0	0	0
7	STODDARD, Justin	D	5	1	197	0	0	0	1	7	2	0	0	0
13	VUCKOVIC, Bojan	F	4	2	199	0	0	0	8	4	1	0	0	1
12	MERCIK, Joe	D	3	2	255	0	0	0	1	2	0	0	0	0
14	SMOTRICH, Yuriy	D	16	16	1,408	0	0	0	1	20	1	1	0	1
4	MINOTT, Leon	D	18	15	1,410	0	0	0	4	27	4	0	0	0
1	ANDRACKI, Billy	GK	28	28	2,559	0	0	0	0	0	4	0	0	0
TOTALS			28	28	2,618	56	46	158	388	476	65	7	6	30

NO	GOALKEEPER	GP	GS	MINS	GA	SVS	GAA	SO	RECORD		SHOTS		SHOOTOUT		
									W	L	FACE	SAVE	GA	W	L
1	ANDRACKI, Billy	28	28	2,559	44	151	1.55	6	14	14	33	8	12	0	5
0	THOMPSON, Rett	2	0	59	3	4	4.58	0	0	0	0	0	0	0	0
TOTALS		28	28	2,618	47	155	1.62	6	14	14	33	8	12	0	5

NOTE: Andracki & Thompson shared Shutout on 8/29/97 (4-0 vs Long Island)

RECORD	GP	W	L	SOW	SOL	SCORING	1 st	2 nd	OT	SO	TO	SHOTS	TOTAL
RHINOS	28	14	14	0	5	RHINOS	26	28	2	0	56	RHINOS	388
OPPONENTS	28	14	14	5	0	OPPONENTS	16	31	0	5	52	OPPONENTS	393

RHINOS WHEN:	W-L
Scoring First Goal	13-8
Allowing First Goal	1-6
Outshooting opponent	8-5
Shots are Tied	2-1
Outshot by opponent	4-8
Leading at Half-Time	10-5
Tied at Half-Time	3-5
Trailing at Half-Time	1-4

RHINOS	OPPONENTS
146	CORNER KICKS 135
113	OFFSIDES 65
4	PENALTY KICKS 3
3	PENALTY KICKS SCORED 2
476	FOULS 426
65	CAUTIONS 43
7	EJECTIONS 9

A-LEAGUE 1997 REGULAR SEASON

<u>GAME</u>	<u>DATE</u>	<u>OPPONENT</u>	<u>SCORE</u>	<u>W/L</u>	<u>RECORD</u>	<u>GOALIE</u>	<u>SCORERS</u>	<u>HOME ATT</u>
1	5/3	@ Hershey Wildcats	3-1	W	1-0	Andracki	Glenn, Steenkamp, Miller	4,376
2	5/9	@ Charleston Battery	2-1	W	2-0	Andracki	Glenn, Monteiro	1,149
3	5/14	@ Jacksonville Cyclones	1-0	W	3-0	Andracki	Rivas	1,759
4	5/16	@ Carolina Dynamo	1-0	W	4-0	Andracki	Glenn	2,008
5	5/19	@ Toronto Lynx	2-3	L	4-1	Andracki	Glenn, Alamo	1,492
6	5/26	TORONTO LYNX	2-3	L	4-2	Andracki	Steenkamp, Gutierrez	12,153
7	6/1	@ Hershey Wildcats	1-2	L	4-3	Andracki	Glenn	1,606
8	6/7	JACKSONVILLE CYCLONES	5-4 OT	W	5-3	Andracki	Miller (3), Vignjevic, Steenkamp	8,677
9	6/13	WORCHESTER WILDFIRE	4-0	W	6-3	Andracki	Tanner, Miller, Glenn, Montiero	8,504
10	6/15	CONNECTICUT WOLVES	4-2	W	7-3	Andracki	Miller (2), Glenn, Rivas	9,319
11	6/21	@ Raleigh Flyers	1-2	L	7-4	Andracki	Miller	1,922
12	6/22	@ Richmond Kickers	3-2	W	8-4	Andracki	Miller (3)	3,021
13	6/25	CAROLINA DYNAMO	3-2	W	9-4	Andracki	Miller, Vignjevic	8,525
14	7/4	MONTREAL IMPACT	1-0 OT	W	10-4	Andracki	Miller	10,875
15	7/6	@ Montreal Impact	1-6	L	10-5	Andracki/Thompson	Vignjevic	4,267
16	7/12	RICHMOND KICKERS	0-1	L	10-6	Andracki	--	12,857
17	7/16	@ Long Island Rough Riders	1-2 SO	L	10-7	Andracki	Glenn	3,491
18	7/18	HERSHEY WILDCATS	2-4	L	10-8	Andracki	Miller, Tanner	11,835
19	7/25	@ Toronto Lynx @ Long Island Rough Riders	1-2 SO	L	10-9	Andracki	Glenn	
20	7/27	Riders	1-2	L	10-10	Andracki	Glenn	3,062
21	8/2	RALEIGH FLYERS	1-2 SO	L	10-11	Andracki	Kirmse	9,413
22	8/8	CONNECTICUT WOLVES	1-2	L	10-12	Andracki	Miller	10,217
23	8/15	CHARLESTON BATTERY	1-0	W	11-12	Andracki	Glenn	10,380
24	8/17	MILWAUKEE RAMPAGE	2-3 SO	L	11-13	Andracki	Miller (2)	5,997
25	8/22	@ Worcester Wildfire	2-3 SO	L	11-14	Andracki	Glenn, Miller	3,511
26	8/24	@ Connecticut Wolves	3-1	W	12-14	Andracki	Miller (2), Daligcon	2,410
27	8/29	LONG ISLAND ROUGH RIDERS	4-0	W	13-14	Andracki/Thompson	Miller (2), Glenn, Daligcon	13,510
28	8/30	TORONTO LYNX	3-2	W	14-14	Andracki	Kennel, Miller, Daligcon	11,219

14 Home Games Played
14 Road Games Played

Home Attendance Totals: 143,481
Road Attendance Totals: 35,562

Average Home Attendance: 10,249
Average Road Attendance: 2,540

RHINOS VS. THE A-LEAGUE

<u>TEAM</u>	<u>GP</u>	<u>RECORD</u>				<u>SHOOTOUT</u>						
		<u>HOME</u>	<u>ROAD</u>	<u>TOTAL</u>	<u>PTS</u>	<u>GF</u>	<u>GA</u>	<u>HOME</u>	<u>ROAD</u>	<u>TOTAL</u>	<u>GF</u>	<u>GA</u>
CAROLINA	2	1-0	1-0	2-0	6	4	2	0-0	0-0	0-0	0	0
CHARLESTON	2	1-0	1-0	2-0	6	3	1	0-0	0-0	0-0	0	0
CONNECTICUT	3	1-1	1-0	2-1	6	8	5	0-0	0-0	0-0	0	0
HERSHEY	3	0-1	1-1	1-2	3	6	6	0-0	0-0	0-0	0	0
JACKSONVILLE	2	1-0	1-0	2-0	6	6	4	0-0	0-0	0-0	0	0
LONG ISLAND	3	1-0	0-2	1-2	3	6	4	0-0	0-1	0-1	2	3
MILWAUKEE	1	0-1	0-0	0-1	0	2	3	0-1	0-0	0-1	2	4
MONTREAL	2	1-0	0-1	1-1	3	2	6	0-0	0-0	0-0	0	0
RALEIGH	2	0-1	0-1	0-2	0	2	4	0-1	0-0	0-1	1	2
RICHMOND	2	0-1	1-0	1-1	3	3	3	0-0	0-0	0-0	0	0
TORONTO	4	1-1	0-2	1-3	3	8	9	0-0	0-1	0-1	0	1
WORCHESTER	2	1-0	0-1	1-1	3	6	2	0-0	0-1	0-1	1	2
TOTALS	28	8-6	6-8	14-14	42	56	49	0-2	0-3	0-5	6	12

A-LEAGUE 1998 REGULAR SEASON

Pacific Division	Pts	GP	W	L	SW	SL	GF	GA
San Diego Flash	61	28	21	7	1	1	58	23
Seattle Sounders	52	28	18	10	1	0	63	28
Orange County Zodiac	46	28	16	12	1	3	49	43
Vancouver 86ers	41	28	15	13	2	1	55	42
U.S. Pro-40 Select	31	28	11	17	1	2	45	55
San Francisco Bay Seals	28	28	10	18	1	5	31	47
California Jaguars	18	28	6	22	0	1	32	95
Central Division	Pts	GP	W	L	SW	SL	GF	GA
Nashville Metros	56	28	20	8	2	1	70	31
Minnesota Thunder	51	28	19	9	8	2	47	33
Milwaukee Rampage	49	28	17	11	1	3	61	39
New Orleans Storm	43	28	15	13	1	1	53	50
Cincinnati Riverhawks	33	28	11	17	0	0	48	65
El Paso Patriots	30	28	12	16	3	1	51	54
Albuquerque Geckos	15	28	5	23	0	1	39	100
Northeast Division	Pts	GP	W	L	SW	SL	GF	GA
Rochester Rhinos	70	28	24	4	1	1	72	15
Montreal Impact	47	28	21	7	8	2	47	33
Staten Island Vipers	46	28	16	12	1	1	46	37
Long Island Rough Riders	45	28	17	11	3	1	46	35
Worcester Wildfire	32	28	12	16	2	2	37	50
Toronto Lynx	25	28	9	19	1	2	27	42
Connecticut Wolves	11	28	7	21	5	3	32	57
Atlantic Division	Pts	GP	W	L	SW	SL	GF	GA
Richmond Kickers	57	28	21	7	3	2	48	22
Hershey Wildcats	53	28	19	9	2	1	51	31
Hampton Roads Mariners	46	28	16	12	1	3	44	39
Charleston Battery	34	28	12	16	1	1	37	40
Jacksonville Cyclones	30	28	10	18	0	2	36	53
Atlanta Ruckus	21	28	7	21	0	1	31	67
Raleigh Flyers	15	28	5	23	0	2	31	66

A-LEAGUE 1998 REGULAR SEASON

Conference Quarterfinals (Single Game)

Eastern

9/12/98 Rochester 3-0 Charleston
9/12/98 Hershey 1-1 Hampton Roads
Hershey advance on shootout win
9/12/98 Montreal 3-1 Staten Island
9/13/98 Richmond 0-0 Long Island
Richmond advance on shootout win

Western

9/12/98 San Diego 4-1 Vancouver
9/12/98 Nashville 2-2 New Orleans
New Orleans advance on shootout win
9/12/98 Minnesota 5-1 Milwaukee
9/13/98 Seattle 2-1 Orange County

Conference Semifinals (Two Legs)

Eastern

9/17/98 Hershey 0-0 Richmond
Hershey wins shootout
9/20/98 Richmond 2-4 Hershey
Hershey advance on 2-0 series win

9/20/98 Montreal 2-2 Rochester
Rochester wins shootout
9/23/98 Rochester 4-1 Montreal
Rochester advance on 2-0 series win

Western

9/18/98 Minnesota 2-1 Seattle
9/20/98 Seattle 1-2 Minnesota
Minnesota advance on 2-0 series win

9/19/98 San Diego 2-1 New Orleans
9/21/98 New Orleans 3-3 San Diego
San Diego wins shootout
San Diego advance on 2-0 series win

9/19/98 San Diego 2-1 New Orleans
9/21/98 New Orleans 3-3 San Diego
San Diego wins shootout
San Diego advance on 2-0 series win

Conference Finals (Two Legs)

9/26/98 Hershey 1-3 Rochester
10/3/98 Rochester 1-0 Hershey
Rochester advance on 2-0 series win

9/26/98 Minnesota 2-1 San Diego
9/30/98 San Diego 1-2 Minnesota
Minnesota advance on 2-0 series win

A-League Championship

10/17/98 Rochester 3-1 Minnesota



1998 A-League Honors

A-League Champions: Rochester Rhinos
Runner-Up: Minnesota Thunder
MVP: Mark Baena - Seattle Sounders
Leading goal scorer: Mark Baena - Seattle Sounders
Goalkeeper of the Year: Pat Onstad - Rochester Rhinos
Rookie of the Year: Mike Burke - Charleston Battery
Coach of the Year: Pat Ercoli - Rochester Rhinos
Defender of the Year: Scott Schweitzer - Rochester Rhinos

A-LEAGUE 1998 REGULAR SEASON

1998 All-League Teams

First Team	Position	Second Team
Pat Onstad, Rochester Rhinos	Goalkeeper	Joe Cannon, San Diego Flash
Scott Schweitzer, Rochester Rhinos	Defender	Carl Fletcher, Montreal Impact
Gabe Eastman, Nashville Metros	Defender	Steve MacDonald, Vancouver 86ers
Craig Demmin, Rochester Rhinos	Defender	Omin Namazi, Staten Island Vipers
John Ball, Staten Island Vipers	Midfielder	Kevin Anderson, Minnesota Thunder
Yari Allnutt, Rochester Rhinos	Midfielder	Jason Cairns, Cincinnati Riverhawks
Mauro Biello, Montreal Impact	Midfielder	Antonio Robles, San Diego Flash
Lee Tschantret, Hershey Wildcats	Midfielder	Kirk Wilson, El Paso Patriots
Amos Magee, Minnesota Thunder	Forward	Gary Glasgow, New Orleans Storm
Mark Baena, Seattle Sounders	Forward	Mike Burke, Charleston Battery
Darren Tilley, Rochester Rhinos	Forward	Josh Wolff, U.S. Pro-40 Select

Leading Scorers	Goals	Assists	Points
Mark Baena, Sea	24	5	53
Darren Tilley, Roc	21	7	49
Amos Magee, Minn	15	10	40
Kirk Wilson, Elp	15	7	37
Mauro Biello, Mon	11	13	35

Leading Goalkeepers	GP	MIN	SVS	GA	SO	GAA	W-L
Pat Onstad, Roc	26	2,362	68	13	16	0.50	22-4
Mike McGinty, Rmd	15	1,330	63	11	6	0.74	9-4
Joe Cannon, SD	28	2,475	141	22	11	0.80	21-7
Alex Deegan, Rmd	14	1,186	65	11	5	0.83	11-3
Dusty Hudock, Cha	28	2,523	142	28	10	1.00	18-10

Home Attendance	G	Total	Avg.
Rochester	16	183,980	11,499
Vancouver	15	62,776	4,185
Montreal	15	60,117	4,008
Hershey	14	53,118	3,794
El Paso	15	55,375	3,692
Minnesota	15	53,146	3,543
Milwaukee	15	47,638	3,176
Long Island	14	43,999	3,143
San Diego	15	46,239	3,083
Seattle	15	43,535	2,902
LEAGUE	92	992,245	2,531

ROCHESTER RAGING RHINOS 1998 REGULAR SEASON

NO	NAME	POS	GP	GS	MIN	G	A	PTS	FG	WG	OTG	PKA	PKS	SHT	FOUL	CARDS			SHOOTOUT	
																C	E	G	ATT	
26	TILLEY, Darren	F	24	21	1,822	21	7	49	9	9	0	1	1	61	30	5	0	0	0	
10	ALLNUTT, Yari	M	27	26	2,105	14	5	33	4	5	1	1	0	58	44	3	0	0	1	
18	GLENN, Jimmy	F	20	18	1,390	10	7	27	5	3	0	0	0	46	9	1	0	0	0	
20	DALIGCON, Nate	M	27	6	1,098	6	5	17	2	1	0	0	0	17	16	1	0	0	2	
19	MILLER, Doug	F	13	11	1,036	6	1	13	2	2	0	1	1	39	7	0	0	3	3	
23	STEENKAMP, Lenin	M	26	25	2,147	2	7	11	0	0	0	1	1	61	41	1	1	0	1	
2	DaSILVA, Mauro	D	23	21	1,791	3	2	8	0	1	0	0	0	15	14	0	1	0	0	
13	McKAY, Yogi	M	28	24	1,881	1	6	8	0	0	0	0	0	11	27	0	0	1	1	
12	KIRMSE, Mike	M	23	3	626	2	3	7	0	0	0	0	0	16	8	2	0	0	0	
8	TANNER, Tommy	M	22	19	1,605	2	3	7	1	1	0	0	0	22	29	4	0	1	2	
27	HARDY, Tim	D	26	26	2,159	1	4	6	1	1	0	0	0	6	30	5	1	0	0	
58	ZAVALA, Carlos	M	8	2	350	1	3	5	0	0	0	0	0	3	3	0	0	0	0	
9	BRITTON, Mike	D	6	1	175	2	0	4	0	0	0	0	0	5	2	0	0	0	0	
3	DEMMIN, Craig	D	27	26	2,417	0	3	3	0	0	0	0	0	0	24	2	1	0	0	
4	SCHWEITZER, Scott	D	26	26	2,233	0	3	3	0	0	0	0	0	10	28	2	0	0	0	
6	WALTON, Mali	D	24	22	1,906	0	2	2	0	0	0	0	0	5	19	1	0	0	0	
25	ONSTAD, Pat	GK	26	26	2,362	0	1	1	0	0	0	0	0	0	1	3	0	0	0	
15	ALAMO, Ezikeil	M	12	0	184	0	0	0	0	0	0	0	0	1	4	1	0	0	0	
17	DAUDA, Fuseini	D	4	1	171	0	0	0	0	0	0	0	0	3	1	0	0	0	0	
22	DOMM, Michael	F	3	1	112	0	0	0	0	0	0	0	0	1	2	0	0	0	0	
24	DIETRICH, Kirk	F	4	0	112	0	0	0	0	0	0	0	0	1	2	0	0	0	0	
21	MERCIK, Joe	D	2	1	105	0	0	0	0	0	0	0	0	0	0	0	0	0	0	
1	ANDRACKI, Billy	GK	1	1	90	0	0	0	0	0	0	0	0	0	0	0	0	0	0	
29	FREEMAN, Josh	GK	2	1	106	0	0	0	0	0	0	0	0	0	0	0	0	0	0	
Opposition "Own-Goal"						1														
TOTALS			28	28	2,558	72	62	204	24	23	1	4	3	381	341	31	4	5	10	

NO	GOALKEEPER	GP	GS	MIN	GA	SVS	GAA	SO	RECORD		SHOTS		SHOOTOUT			
									W	L	FACE	SAVE	GA	W	L	
1	ANDRACKI, Billy	1	1	90	0	2	0.00	1	1	0	<u>D</u>	<u>S</u>	0	0	0	0
25	ONSTAD, Pat	26	26	2,362	13	68	0.50	16	22	4	9	2	5	1	1	
29	FREEMAN, Josh	2	1	106	2	1	1.70	0	1	0	0	0	0	0	0	
TOTALS		28	28	2,558	15	71	0.53	17	24	4	9	2	5	1	1	

<u>RHINOS RECORD</u>	GP	W	L	SOW	SOL	SCORING	1 st	2 nd	OT	TO	SHOTS	TOTAL
HOME	16	14	2	0	0	RHINOS	29	42	1	72	RHINOS	381
ROAD	12	9	1	1	1	OPPONENTS	6	9	0	15	OPPONENTS	205
TOTAL	28	23	3	1	1							

<u>RHINOS WHEN:</u>	<u>W-L</u>
Scoring First Goal	23-1
Allowing First Goal	1-3
Outshooting opponent	20-3
Shots are Tied	0-0
Outshot by opponent	4-1
Leading at Halftime	18-1
Tied at Halftime	6-1
Trailing at Halftime	0-2

<u>RHINOS</u>	<u>ADDITIONAL STATISTICS</u>	<u>OPPONENTS</u>
132	CORNER KICKS	124
128	OFFSIDES	62
4	PENALTY KICKS	0
3	PENALTY KICKS	0
341	FOULS	375
31	CAUTIONS	54
4	EJECTIONS	5

ROCHESTER RAGING RHINOS 1998 REGULAR SEASON

<u>GM</u>	<u>DATE</u>	<u>OPPONENT</u>	<u>SCORE</u>	<u>W/L</u>	<u>REC</u>	<u>GOALIE</u>	<u>GOAL SCORERS</u>	<u>ATT</u>
1	5/2	@ Raleigh Flyers	2-1	W	1-0	Onstad	Tilley, Allnutt	853
2	5/8	@ Charleston Battery	3-0	W	2-0	Onstad	Allnutt, Miller, Kirmse	1,848
3	5/12	@ Jacksonville Cyclones	1-0	W	3-0	Onstad	Tilley	1,050
4	5/16	CONNECTICUT WOLVES	2-0	W	4-0	Onstad	Hardy, Miller	13,043
5	5/22	WORCESTER WILDFIRE	3-0	W	5-0	Onstad	Allnutt, Miller, DaSilva	10,830
6	5/29	@ Worcester Wildfire	3-0	W	6-0	Onstad	Miller (2), Steenkamp	400
7	5/31	@ Connecticut Wolves	1-0ot	W	7-0	Onstad	Allnutt	1,994
8	6/5	LONG ISLAND ROUGH RIDERS	2-1	W	8-0	Onstad	Allnutt, Tilley	8,307
9	6/7	STATEN ISLAND VIPERS	1-0	W	9-0	Onstad	Miller	8,483
10	6/14	@ Montreal Impact	1-0	W	10-0	Onstad	Daligcon	2,458
11	6/19	TORONTO LYNX	2-1	W	11-0	Onstad	Glenn, Allnutt	12,152
12	6/21	CALIFORNIA JAGUARS	5-0	W	12-0	Onstad	Tanner, McKay, Glenn, Britton, Daligcon	10,880
13	6/25	@ Connecticut Wolves	2-1so	W	13-0	Onstad	Conn. Own-Goal, Shootout Win	6,872
14	6/27	@ Long Island Rough Riders	1-2so	L	13-1	Onstad	Daligcon	3,471
15	7/10	ATLANTA RUCKUS	4-0	W	14-1	Andracki	Glenn(2), Tilley(2)	12,721
16	7/12	STATEN ISLAND VIPERS	4-1	W	15-1	Onstad	Tilley(2), Allnutt(2)	10,902
17	7/19	@ Toronto Lynx	1-2	L	15-2	Onstad	Tilley	2,754
18	7/25	MONTREAL IMPACT	6-0	W	16-2	Onstad	Glenn(2), Allnutt(2), Tilley, Daligcon	13,427
19	7/30	HERSHEY WILDCATS	1-0	W	17-2	Onstad	Glenn	12,672
20	8/1	LONG ISLAND ROUGH RIDERS	4-0	W	18-2	Onstad	Tilley, DaSilva, Allnutt, Britton	13,313
21	8/14	HAMPTON ROADS MARINERS	3-0	W	19-2	Onstad	Tilley, Glenn, Zavala	12,452
22	8/16	MONTREAL IMPACT	1-2	L	19-3	Onstad	Tilley	12,061
23	8/21	@ California Jaguars	3-0	W	20-3	Onstad	Tilley, Allnutt, Tanner	1,625
24	8/22	@ San Francisco Bay Seals	4-0	W	21-3	Onstad	Tilley (3), Daligcon	695
25	8/30	US PRO-40 SELECT	1-2	L	21-4	Onstad	Daligcon	12,311
26	9/1	WORCESTER WILDFIRE	7-1	W	22-4	Onstad/Free	Tilley(2), Allnutt(2), DaSilva, Kirmse, Steenkamp	9,190
27	9/4	STATEN ISLAND VIPERS	2-0	W	23-4	Onstad	Glenn, Tilley	11,236
28	9/6	@ Toronto Lynx	3-2	W	24-4	Freeman	Tilley(2), Glenn	1,957
		16 HOME GAMES PLAYED	ATTENDANCE TOTALS:			183,980	25,977	
		12 ROAD GAMES PLAYED	AVERAGE PER GAME:			11,499	2,165	

ROCHESTER RAGING RHINOS 1998 REGULAR SEASON

TEAM	GP	RHINOS VS. THE A-LEAGUE RECORD				SHOOTOUT						
		HOME	ROAD	TOTA L	PTS	G F	GA	HOM E	ROAD	TOTAL	GF	GA
ATLANTA	1	1-0	0-0	1-0	3	4	0	0-0	0-0	0-0	0	0
CALIFORNIA	2	1-0	1-0	2-0	6	8	0	0-0	0-0	0-0	0	0
CHARLESTON	1	0-0	1-0	1-0	3	3	0	0-0	0-0	0-0	0	0
CONNECTICUT	3	1-0	2-0	3-0	7	4	1	0-0	1-0	1-0	3	2
HAMPTON ROADS	1	1-0	0-0	1-0	3	3	0	0-0	0-0	0-0	0	0
HERSHEY	1	1-0	0-0	1-0	3	1	0	0-0	0-0	0-0	0	0
JACKSONVILLE	1	0-0	1-0	1-0	3	1	0	0-0	0-0	0-0	0	0
LONG ISLAND	3	2-0	0-1	2-1	6	7	2	0-0	0-1	0-1	2	3
MONTREAL	3	1-1	1-0	2-1	6	8	2	0-0	0-0	0-0	0	0
RALEIGH	1	0-0	1-0	1-0	3	2	1	0-0	0-0	0-0	0	0
SAN FRANCISCO	1	0-0	1-0	1-0	3	4	0	0-0	0-0	0-0	0	0
STATEN ISLAND	3	3-0	0-0	3-0	9	7	1	0-0	0-0	0-0	0	0
TORONTO	3	1-0	1-1	2-1	6	6	5	0-0	0-0	0-0	0	0
US PRO-40 SELECT	1	0-1	0-0	0-1	0	1	2	0-0	0-0	0-0	0	0
WORCESTER	3	2-0	1-0	3-0	9	13	1	0-0	0-0	0-0	0	0
TOTALS	28	14-2	10-2	24-4	70	72	15	0-0	1-1	1-1	5	5



ROCHESTER RAGING RHINOS 1999 REGULAR SEASON

Pacific Division	Pts	GP	W	L	SW	SL	GF	GA	BP
San Diego Flash	90	28	20	8	2	3	65	30	11
Vancouver 86ers	84	28	19	9	2	2	77	31	10
Seattle Sounders	81	28	19	9	3	1	56	36	10
Orange County Zodiac	73	28	17	11	4	3	59	49	10
El Paso Patriots	55	28	12	16	0	2	49	59	6
San Francisco Bay Seals	41	28	9	19	2	4	38	53	5
Team Sacramento	1	28	0	28	0	1	16	91	0
Central Division	Pts	GP	W	L	SW	SL	GF	GA	BP
Minnesota Thunder	88	28	22	6	4	4	57	17	6
U.S. Pro-40 Select	66	28	17	11	2	0	44	46	4
New Orleans Storm	66	28	14	14	0	0	56	61	11
Indiana Blast	55	28	13	15	2	2	43	51	5
Milwaukee Rampage	54	28	13	15	2	1	44	49	5
Tennessee Rhythm	49	28	11	17	2	3	44	52	6
Cincinnati Riverhawks	34	28	7	21	2	3	45	71	7
Northeast Division	Pts	GP	W	L	SW	SL	GF	GA	BP
Rochester Rhinos	92	28	22	6	2	1	47	20	7
Staten Island Vipers	82	28	19	9	2	1	52	31	9
Long Island Rough Riders	74	28	18	10	3	0	57	44	8
Pittsburgh Riverhounds	72	28	16	12	1	1	63	43	9
Lehigh Valley Steam	63	28	15	13	2	1	42	44	6
Boston Bulldogs	61	28	12	16	0	5	49	36	8
Toronto Lynx	51	28	12	16	1	3	31	37	2
Connecticut Wolves	34	28	7	21	0	1	32	68	5
Atlantic Division	Pts	GP	W	L	SW	SL	GF	GA	BP
Hershey Wildcats	75	28	17	11	2	1	54	33	10
Richmond Kickers	69	28	17	11	3	1	51	44	6
Charleston Battery	68	28	15	13	1	4	50	34	6
Atlanta Silverbacks	62	28	15	13	3	2	43	39	6
Jacksonville Cyclones	59	28	13	15	1	1	51	61	9
Hampton Roads Mariners	57	28	15	13	5	2	46	40	5
Raleigh Capital Express	47	28	11	17	2	2	32	50	5
Maryland Mania	13	28	3	25	1	1	16	85	2

ROCHESTER RAGING RHINOS 1999 REGULAR SEASON

Conference Quarterfinals (Single Game)

Eastern

9/10/99 Rochester 2-1 Lehigh Valley
9/11/99 Staten Island 3-2* Richmond
9/11/99 Hershey 3-2 Charleston
9/11/99 Long Island 3-4 Pittsburgh

Western

9/10/99 San Diego 3-1 El Paso
9/10/99 Vancouver 1-3 US Pro-40
9/11/99 Minnesota 4-0 New Orleans
9/11/99 Seattle 6-3 Orange County

Conference Semifinals (Best of Three)

Eastern

9/16/99 Hershey 2-0 Staten Island
9/18/99 Hershey 2-0 Staten Island
Hershey advance on 2-0 series win

9/18/99 Rochester 6-2 Pittsburgh
9/25/99 Pittsburgh 1-0 Rochester
9/28/99 Rochester 2-0 Pittsburgh
Rochester advance on 2-1 series win

Western

9/18/99 Minnesota 1-0* US Pro-40
9/20/99 Minnesota 2-0 US Pro-40
Minnesota advance on 2-0 series win

A-League Championship

10/16/99 Minnesota 2-1 Rochester

Western Conference Semifinals cont...

9/18/99 San Diego 6-0 Seattle
9/25/99 Seattle 0-1 San Diego
San Diego advance on 2-0 series win

Conference Finals (Best of Three)

10/3/99 Hershey 2-1 Rochester
10/9/99 Rochester 1-0 Hershey
10/11/99 Rochester 3-1 Hershey
Rochester advance on 2-1 series win

10/2/99 Minnesota 4-1 San Diego
10/7/99 San Diego 1-2 Minnesota
Minnesota advance on 2-0 series win

A-League Championship

10/16/99 Minnesota 2-1 Rochester

1999 A-League Honors

A-League Champions: Minnesota Thunder

Runner-Up: Rochester Rhinos

MVP: Digital Takawira - Milwaukee Rampage

Leading goal scorer: Mark Baena - Seattle Sounders

Goalkeeper of the Year: John Swallen - Minnesota Thunder

Rookie of the Year: Greg Simmonds - Hershey Wildcats

Coach of the Year: Paul Riley - Long Island Rough Riders

Defender of the Year: Scott Schweitzer - Rochester Rhinos



ROCHESTER RAGING RHINOS 1999 REGULAR SEASON

1999 All-League Teams

First Team	Position	Second Team
John Swallen, Minnesota Thunder	Goalkeeper	Pat Onstad, Rochester Rhinos
Scott Schweitzer, Rochester Rhinos	Defender	Jose Vasquez, Orange County Zodiac
Tenywa Bonseu, Pittsburgh Riverhounds	Defender	John Coughlin, Minnesota Thunder
Craig Demmin, Rochester Rhinos	Defender	Gilbert Jean Baptiste, Charleston Battery
Kalin Bankov, Minnesota Thunder	Midfielder	Ian Russell, Seattle Sounders
Carlos Farias, San Diego Flash	Midfielder	John Sulentic, Vancouver 86ers
Mauro Biello, Rochester Rhinos	Midfielder	Marvin Oliver, Staten Island Vipers
Mac Cozier, Jacksonville Cyclones	Midfielder	Jamel Mitchell, Hershey Wildcats
Ernest Inneh, Staten Island Vipers	Forward	Paul Conway, Charleston Battery
Mark Baena, Seattle Sounders	Forward	Darko Kolic, Long Island Rough Riders
Niall Thompson, Vancouver 86ers	Forward	Onandi Lowe, Richmond Kickers

Leading Scorers	Goals	Assists	Points
Niall Thompson, Van	20	7	47
Mark Baena, Sea	20	6	46
Eduardo Sebrango, Van	18	10	46
Darko Kolic, LI	17	9	43
Steve Patterson	19	4	42

Goals	Assists
Mark Baena, Sea 20	John Sulentic, Van 19
Niall Thompson, Van 20	Justin Evans, Pit 14
Steve Patterson, OC 19	Dan Stebbins, Mil 12
Ernest Inneh, Sta 18	Muggurel Dimitru, SD 12
Eduardo Sebrango, Van 18	Eduardo Sebrango, Van 10

Leading Goalkeepers GP	MIN	SVS	GA	SO	GAA	W-L
John Swallen, Min	24	2,104	74	13	11	0.56 17-5
Pat Onstad, Roc	21	1,878	62	13	10	0.62 16-5
Kevin Rueda, Sd	17	1,569	58	17	7	0.98 11-6
Peter Pappas, Sta	13	1,153	59	13	4	1.01 7-6
Paul Shepard, Van	18	1,678	59	19	6	1.02 13-5

Home Attendance	G	Total	Avg.
Rochester	16	183,980	11,499
Vancouver	15	62,776	4,185
Montreal	15	60,117	4,008
Hershey	14	53,118	3,794
El Paso	15	55,375	3,692
Minnesota	15	53,146	3,543
Milwaukee	15	47,638	3,176
Long Island	14	43,999	3,143
San Diego	15	46,239	3,083
Seattle	15	43,535	2,902
LEAGUE	392	992,245	2,531

ROCHESTER RAGING RHINOS 1999 REGULAR SEASON

NO	NAME	PO	GP	GS	MIN	G	A	PTS	WG	OTG	PKA	PKS	SHT	FLS	CARDS			SHOOTOUT	
															C	E	G	ATT	
20	BIELLO, Mauro	M	28	26	2,340	8	4	20	2	0	0	0	35	11	1	0	1	3	
19	MILLER, Doug	F	21	14	1,174	6	4	16	3	1	0	0	36	18	1	1	1	1	
26	TILLEY, Darren	F	27	25	2,129	5	5	15	3	0	1	1	54	24	2	1	1	2	
10	ALLNUTT, Yari	M	25	25	2,033	6	2	14	3	0	0	0	57	40	7	0	0	0	
18	GLENN, Jimmy	F	12	11	907	6	2	14	2	0	0	0	32	7	0	0	0	0	
12	KIRMSE, Mike	D	28	23	2,099	3	5	11	1	0	0	0	20	30	5	0	2	3	
8	TANNER, Tommy	M	23	19	1,408	2	5	9	2	0	0	0	9	32	5	0	1	1	
7	DALIGCON, Nate	M	27	21	1,825	4	1	9	2	0	0	0	17	27	3	0	0	0	
9	YOUNG, Paul	F	10	4	491	3	0	6	0	0	0	0	20	9	0	0	0	0	
4	SCHWEITZER, Scott	D	21	21	1,840	1	1	3	0	0	0	0	11	26	7	0	2	2	
23	STEENKAMP, Lenin	M	6	6	525	1	1	3	0	0	0	0	12	7	1	0	0	0	
11	SEDGEWICK, Bill	D	24	18	1,760	0	3	3	0	0	0	0	20	43	3	0	0	0	
58	ZAVALA, Carlos	M	20	8	835	0	3	3	0	0	0	0	13	4	1	0	1	2	
27	HARDY, Tim	D	22	20	1,827	0	2	2	0	0	0	0	4	37	5	0	0	0	
25	ONSTAD, Pat	GK	21	21	1,878	0	0	0	0	0	0	0	0	0	1	0	0	0	
3	DEMMIN, Craig	D	21	20	1,830	0	0	0	0	0	0	0	3	27	1	0	0	0	
2	RESTREPO, Andrew	D	14	11	1,019	0	0	0	0	0	0	0	3	13	1	1	0	0	
6	WALTON, Mali	D	14	8	885	0	0	0	0	0	0	0	2	6	1	0	0	0	
1	ANDRACKI, Billy	GK	8	7	690	0	0	0	0	0	0	0	0	0	0	0	0	0	
9	SMITH, Rob	M	3	3	234	0	0	0	0	0	0	0	5	4	0	0	0	0	
24	DIETRICH, Kirk	F	15	0	246	0	0	0	0	0	0	0	1	5	1	0	0	0	
9	SMITH, John	F	1	1	52	0	0	0	0	0	0	0	0	0	0	0	0	0	
28	HETRICK, Daniel	M	1	0	22	0	0	0	0	0	0	0	0	2	2	0	0	0	
5	MULCAHY, Pat	D	3	0	29	0	0	0	0	0	0	0	0	0	0	0	0	0	
21	MERCIAK, Joe	D	2	0	34	0	0	0	0	0	0	0	0	0	0	0	0	0	
0	THOMPSON, Rett	GK	0	0	0	0	0	0	0	0	0	0	0	0	0	0	0	0	
	OPP. OWN GOAL					2			2										
	TOTALS		28	28	2,568	47	38	132	20	1	1	1	354	371	48	3	9	14	

NO	GOALKEEPER	G	GS	MIN	GA	SVS	GAA	SO	RECORD		SHOOTOUT			RECORD	
									W	L	FACED	SAVES	GA	W	L
25	ONSTAD, Pat	21	21	1,878	13	62	0.62	10	16	5	8	4	4	2	0
1	ANDRACKI, Billy	8	7	690	7	23	0.91	2	6	1	5	1	2	0	1
0	THOMPSON, Rett	0	0	0	0	0	0	0	0	0	0	0	0	0	0
	TEAM TOTALS	28	28	2,568	20	85	0.70	12	22	6	14	7	6	2	1

RHINOS RECORD		GP	W	L	SOW	SOL	SCORING		1 st	2 nd	OT	TOT	SHOTS	TOTAL
HOME	RHINOS	14	11	3	0	0	RHINOS	26	20	1	47	RHINOS	354	
ROAD	OPPONENT	14	9	2	2	1	OPPONENT	8	12	0	20	OPPONENTS	281	
TOTAL		28	20	5	2	1								

RHINOS WHEN:

Scoring First Goal	18-1
Allowing First Goal	3-5
Outshooting Opponent	17-3
Shots Are Tied	0-1
Outshot by Opponent	5-2
Leading at Halftime	14-1
Tied at Halftime	7-2
Trailing at Halftime	1-3

RHINOS	ADDITIONAL STATISTICS	OPPONENTS
149	CORNER KICKS	117
119	OFFSIDES	54
1	PENALTY KICKS	2
1	PENALTY KICKS SCORED	1
371	FOULS	430
48	CAUTIONS	59
3	EJECTIONS	4

ROCHESTER RAGING RHINOS 1999 REGULAR SEASON

GM	DATE	OPPONENT	SCORE	W/L	RECORD	GOALIE	SCORERS	ATT
1	5/1	MINNESOTA THUNDER	0-1	L	0-1	Onstad	None	12,870
2	5/7	@ Connecticut Wolves	1-0	W	1-1	Onstad	Allnutt	498
3	5/9	@ Boston Bulldogs	2-1	W	2-1	Onstad	Steenkamp, Miller	243
4	5/15	TORONTO LYNX	3-1	W	3-1	Onstad	Biello, Own, Glenn	10,471
5	5/23	@ Maryland Mania	4-1	W	4-1	Onstad	Biello (2), Allnutt (2)	560
6	5/29	JACKSONVILLE CYCLONES	3-2	W	5-1	Andracki	Glenn (2), Own	10,575
7	6/4	CHARLESTON BATTERY	2-1	W	6-1	Andracki	Tilley (PK) Glenn	10,828
8	6/13	@ Staten Island Vipers	2-1 SO	W	7-1	Onstad	Allnutt	1,322
9	6/18	TORONTO LYNX	3-0	W	8-1	Onstad	Biello (3)	11,089
10	6/20	LEHIGH VALLEY STEAM	1-0	W	9-1	Onstad	Glenn	9,601
11	6/25	@ Milwaukee Rampage	1-2	L	9-2	Onstad/Andracki	Glenn	2,874
12	6/27	@ Minnesota Thunder	1-0 SO	W	10-2	Onstad	None	2,515
13	7/2	MILWAUKEE RAMPAGE	4-2	W	11-2	Andracki	Miller (2), Tilley, Daligcon	10,614
14	7/9	RALEIGH CAPITAL EXPRESS	1-0	W	12-2	Andracki	Tilley	9,845
15	7/11	PITTSBURGH RIVERHOUNDS	2-1	W	13-2	Onstad	Daligcon (2)	12,290
16	7/17	@ Long Island Rough Riders	2-1	W	14-2	Onstad	Allnutt, Kirmse	2,805
17	7/25	@ Toronto Lynx	1-0	W	15-2	Onstad	Tanner	5,199
18	7/30	ATLANTA SILVERBACKS	2-0	W	16-2	Onstad	Allnutt, Tilley	13,439
19	8/1	BOSTON BULLDOGS	0-2	L	16-3	Onstad	None	13,183
20	8/6	@ Hampton Roads Mariners	1-2 SO	L	16-4	Andracki	Young	2,033
21	8/8	@ Richmond Kickers	2-0	W	17-4	Onstad	Tanner, Kirmse	3,538
22	8/15	CONNECTICUT WOLVES	4-1	W	18-4	Andracki	Biello, Tilley, Kirmse, Schweitzer	12,156
23	8/19	@ Pittsburgh Riverhounds	1-0 OT	W	19-4	Onstad	Miller	4,015
24	8/21	@ Hershey Wildcats	1-0	W	20-4	Andracki	Daligcon	4,901
25	8/27	@ Toronto Lynx	2-0	W	21-4	Onstad	Miller (2)	4,744
26	8/30	@ Lehigh Valley	0-1	L	21-5	Onstad	None	1,356
27	9/3	LONG ISLAND ROUGH RIDERS	0-1	L	21-6	Onstad	None	13,051
28	9/6	STATEN ISLAND VIPERS	3-0	W	22-6	Onstad	Biello, Young (2)	11,706

14 Home Games Played
14 Road Games Played

Home Attendance Totals: 161,714
Road Attendance Totals: 36,526

Average Home Attendance: 11,551
Average Road Attendance: 2,609

RHINOS VS. THE A-LEAGUE

TEAM	GP	HOME	ROAD	TOTAL	PTS	BP	GF	GA	SHOOTOUT TOTALS				
									HOME	ROAD	TOTAL	GF	GA
ATLANTA	1	1-0	0-0	1-0	4	0	2	0	0-0	0-0	0-0	0	0
BOSTON	2	1-0	1-0	1-1	4	0	2	3	0-0	0-0	0-0	0	0
CHARLESTON	1	1-0	0-0	1-0	4	0	2	1	0-0	0-0	0-0	0	0
CONNECTICUT	2	1-0	1-0	2-0	8	1	5	1	0-0	0-0	0-0	0	0
HAMPTON ROADS	1	0-0	0-1	0-1	1	0	1	1	0-0	0-1	0-1	1	2
HERSHEY	1	0-0	1-0	1-0	4	0	1	0	0-0	0-0	0-0	0	0
JACKSONVILLE	1	1-0	0-0	1-0	4	1	3	2	0-0	0-0	0-0	0	0
LEHIGH VALLEY	2	1-0	0-1	1-1	4	0	1	1	0-0	0-0	0-0	0	0
LONG ISLAND	2	0-1	1-0	1-1	4	0	2	2	0-0	0-0	0-0	0	0
MARYLAND	1	0-0	1-0	1-0	4	1	4	1	0-0	0-0	0-0	0	0
MILWAUKEE	2	1-0	0-1	1-1	4	1	5	4	0-0	0-0	0-0	0	0
MINNESOTA	2	0-1	1-0	1-1	2	0	0	1	0-0	1-0	1-0	4	2
PITTSBURGH	2	1-0	1-0	2-0	8	0	3	1	0-0	0-0	0-0	0	0
RALEIGH	1	1-0	0-0	1-0	4	0	1	0	0-0	0-0	0-0	0	0
RICHMOND	1	0-0	1-0	1-0	4	0	2	0	0-0	0-0	0-0	0	0
STATEN ISLAND	2	1-0	1-0	2-0	6	1	4	1	0-0	1-0	1-0	4	2
TORONTO	4	2-0	2-0	4-0	16	2	9	1	0-0	0-0	0-0	0	0
TOTALS	28	11-3	11-3	22-6	85	7	47	20	0-0	2-1	2-1	9	6

ROCHESTER RAGING RHINOS 2000 REGULAR SEASON

Pacific Division	Pts	GP	W	L	T	GF	GA	BP
Seattle Sounders	86	28	18	7	3	56	38	10
San Diego Flash	75	28	16	9	3	54	32	8
Vancouver 86ers	70	28	14	11	3	62	41	11
Bay Area Seals	57	28	12	13	3	48	50	7
Orange County Waves	56	28	12	15	1	42	53	5
El Paso Patriots	55	28	11	14	2	44	52	6
Central Division	Pts	GP	W	L	T	GF	GA	BP
Minnesota Thunder	99	28	20	4	4	74	30	15
Milwaukee Rampage	89	28	18	9	1	69	47	16
Indiana Blast	46	28	9	15	4	40	57	5
U.S. Pro-40	34	28	8	19	1	35	60	3
Tennessee Rhythm	25	28	6	22	0	36	103	1
Cincinnati Riverhawks	13	28	2	23	3	25	80	2
Northeast Division	Pts	GP	W	L	T	GF	GA	BP
Long Island Rough Riders	76	28	16	9	3	54	36	9
Rochester Rhinos	75	28	17	9	2	42	24	5
Toronto Lynx	59	28	13	11	4	35	30	3
Montreal Impact	54	28	12	13	3	34	41	3
Boston Bulldogs	39	28	9	16	3	32	41	3
Connecticut Wolves	13	28	1	19	8	22	57	1
Atlantic Division	Pts	GP	W	L	T	GF	GA	BP
Charleston Battery	87	28	18	8	2	59	36	13
Richmond Kickers	84	28	20	7	1	42	25	3
Hershey Wildcats	70	28	15	9	3	49	30	7
Hampton Roads Mariners	62	28	14	12	2	44	38	4
Raleigh Capital Express	58	28	12	12	4	48	52	6
Atlanta Silverbacks	55	28	11	14	3	51	42	8
Pittsburgh Riverhounds	49	28	10	14	4	41	43	5

A-LEAGUE 2000 REGULAR SEASON

Conference Quarterfinals (Single Game)

Eastern

9/8/00 Long Island 1-2 Toronto
9/9/00 Richmond 2-1* Hampton Roads
9/9/00 Charleston 1-0 Raleigh
9/9/00 Rochester 4-2 Hershey

Western

9/9/00 Milwaukee 3-2* El Paso
9/9/00 Minnesota 7-0 Indiana
9/9/00 San Diego 1-1* Vancouver
Vancouver advance on penalty kicks, 5-4
9/10/00 Seattle 2-1 Bay Area

Conference Semifinals (2 leg, total goals)

Eastern

9/15/00 Toronto 1-0 Richmond
9/17/00 Richmond 1-0 Toronto
Toronto advance on 2-0 aggregate

9/15/00 Rochester 2-0 Charleston
9/16/00 Charleston 0-1 Rochester
Rochester advance on 3-0 aggregate

Conference Semifinals (2 leg, total goals)

Western

9/13/00 Vancouver 3-0 Minnesota
9/16/00 Minnesota 4-0* Vancouver
Minnesota advance on 4-3 aggregate after extra time

9/15/00 Milwaukee 2-1 Seattle
9/17/00 Seattle 1-2 Milwaukee
Milwaukee advance on 4-2 aggregate

Conference Finals (Best of Three)

9/22/00 Toronto 1-1 Rochester
9/24/00 Rochester 1-0 Toronto
Rochester advance on 2-1 aggregate

9/21/00 Milwaukee 3-4 Minnesota
9/23/00 Minnesota 5-0 Milwaukee
Minnesota advance on 9-3 aggregate

A-League Championship

9/30/00 Rochester 3-1 Minnesota

2000 A-League Honors

A-League Champions: Rochester Rhinos

Runner-Up: Minnesota Thunder

MVP: Digital Takawira - Milwaukee Rampage

Leading goal scorer: Paul Conway - Charleston Battery

Goalkeeper of the Year: Scott Vallow - Rochester Rhinos

Rookie of the Year: Greg Howes - Seattle Sounders

Coach of the Year: Neil Megson - Seattle Sounders

Defender of the Year: Scott Cannon - Richmond Kickers



A-LEAGUE 2000 REGULAR SEASON

2000 All-League Teams

First Team

Scott Vallow, Rochester Rhinos
Scott Schweitzer, Rochester Rhinos
 Chris Fox, Richmond Kickers
Craig Demmin, Rochester Rhinos
 Scott Cannon, Richmond Kickers
 Brian Loftin, Milwaukee Rampage
Yari Allnutt, Rochester Rhinos
 Stoian Mladenov, Minnesota Thunder
 Paul Conway, Charleston Battery
 Darren Sawatzky, Seattle Sounders
 Digital Takawira, Milwaukee Rampage

Position

Goalkeeper
 Defender
 Defender
 Defender
 Defender
 Midfielder
 Midfielder
 Midfielder
 Forward
 Forward
 Forward

Second Team

Theo Zagar, Toronto Lynx
 David Banks, San Diego Flash
 Adrian Serieux, Toronto Lynx
 Gilbert Jean Baptiste, Charleston Battery
 Rick Titus, Vancouver 86ers
Lenin Steenkamp, Rochester Rhinos
 Gerard Lucey, LI Rough Riders
Martin Nash, Rochester Rhinos
 Dwayne DeRosario, Richmond Kickers
 Johnny Menyongar, Minnesota Thunder
 Greg Howes, Seattle Sounders

Leading Scorers

	Goals	Assists	Points
Digital Takawira, Mil	20	7	47
Paul Conway, Cha	20	6	46
Darren Sawatzky, Sea	18	10	46
Greg Howes, Seattle	17	9	43
John Menyongar, Minn	19	4	42

Goals

Paul Conway, Cha	17
Gregory Howes, Sea	17
Johnny Menyongar, Minn	17
Digital Takawira, Mil	16
Darren Sawatzky, Sea	16
Saul Martinez, Ham	16
Greg Simmonds, Her	16

Leading Goalkeepers

	GP	MIN	SVS	GA	SO	GAA	W-L-T
Scott Vallow, Roc	19	1,730	58	16	8	0.83	12-6-1
Michael McGinty, Rmd	26	2,370	89	24	11	0.91	19-7-0
Thomas Tate, SD	25	2,341	79	26	10	1.00	15-7-3
Theo Zagar, Tor	26	2,386	103	28	6	1.06	10-4-6
John Swallen, Minn	21	1,849	78	22	5	1.07	14-1-3

Home Attendance

	G	Total	Avg.
Rochester	15	174,426	11,628
Vancouver	15	59,378	3,959
Pittsburgh	14	53,308	3,808
Milwaukee	15	54,816	3,654
Minnesota	15	53,813	3,588
Charleston	14	48,795	3,485
Atlanta	12	39,925	3,327
El Paso	15	49,230	3,282
San Diego	15	41,802	2,787
Toronto	14	36,681	2,620
LEAGUE	341	915,246	2,684

A-LEAGUE 2000 REGULAR SEASON

NO	NAME	PO	GP	GS	MIN	G	A	PTS	FG	WG	OTG	PKA	PKS	SHT	FLS	CARDS	
																C	E
10	ALLNUTT, Yari	M	23	21	1,774	10	3	23	2	6	0	0	0	55	35	3	1
18	GLENN, Jimmy	F	25	18	1,384	6	3	15	3	2	0	1	1	37	21	2	0
15	NASH, Martin	M	19	17	1,461	3	9	15	2	1	0	0	0	41	8	1	0
20	SEBRANGO, Eddy	F	24	13	1,507	6	2	14	1	1	0	0	0	30	21	1	0
9	LOWE, Onandi	F	19	11	1,082	5	3	13	3	3	0	0	0	61	46	2	1
13	BALL, John	M	17	13	1,221	5	2	12	1	4	0	0	0	22	44	8	0
25	STEBBINS, Dan	F	6	5	431	3	0	6	0	0	0	0	0	7	10	0	0
8	TANNER, Tommy	M	21	21	1,523	2	2	6	2	0	0	0	0	21	37	6	0
23	STEENKAMP, Lenin	M	25	21	1,947	1	1	3	1	0	0	0	0	35	31	2	0
11	SEDGEWICK, Bill	D	19	15	1,263	0	3	3	0	0	0	0	0	15	18	3	0
58	ZAVALA, Carlos	M	23	18	1,589	0	3	3	0	0	0	0	0	16	20	2	0
7	DALGCON, Nate	M	27	12	1,199	0	2	2	0	0	0	0	0	8	32	3	0
12	KIRMSE, Mike	D	25	12	1,217	0	2	2	0	0	0	0	0	13	24	3	0
14	INNEH, Ernest	F	1	0	33	0	1	1	0	0	0	0	0	1	0	0	0
4	SCHWETZGER, Scott	D	26	25	2,243	0	1	1	0	0	0	0	0	10	26	5	0
24	VALLOW, Scott	GK	19	19	1,730	0	0	0	0	0	0	0	0	0	0	2	0
21	MERCIK, Joe	D	1	0	21	0	0	0	0	0	0	0	0	0	0	0	0
17	ANNAN, Dan	M	1	0	33	0	0	0	0	0	0	0	0	0	1	0	0
22	GERVAIS, Gabriel	M	1	1	90	0	0	0	0	0	0	0	0	2	1	0	0
26	TILLEY, Darren	F	3	1	131	0	0	0	0	0	0	0	0	3	1	0	0
16	BUTCHER, Steve	M	12	3	326	0	0	0	0	0	0	0	0	2	2	0	0
27	HARDY, Tim	D	15	9	823	0	0	0	0	0	0	0	0	5	18	4	0
6	WALTON, Mali	D	24	14	1,303	0	0	0	0	0	0	0	0	1	9	0	0
2	RESTREPO, Andrew	D	21	14	1,321	0	0	0	0	0	0	0	0	1	11	1	0
3	DEMMIN, Craig	D	20	17	1,677	0	0	0	0	0	0	0	0	2	12	0	0
	OPP. OWN GOAL					1											
	TOTALS		28	28	2,560	42	37	119	15	17	0	1	1	390	448	46	2

NO	GOALKEEPER	GP	GS	MIN	GA	SVS	GAA	SO	W	L	T	PKA	PKS
1	ANDRACKI, Billy	8	8	740	5	20	0.61	4	5	2	1	0	0
24	VALLOW, Scott	19	19	1,730	16	58	0.83	8	12	6	1	4	1
42	RUEDA, Kevin	1	1	90	3	3	3.00	0	0	1	0	0	0
0	THOMPSON, Rett	0	0	0	0	0	0.00	0	0	0	0	0	0
	TOTALS	28	28	2,560	24	81	0.84	12	17	9	2	4	1

<u>RHINOS RECORD</u>	GP	W	L	T	<u>SCORING</u>	1 st	2 nd	OT	TOT	<u>SHOTS</u>	<u>TOTAL</u>
HOME	15	14	1	0	RHINOS	19	23	0	42	RHINOS	390
ROAD	13	3	8	2	OPPONENT	13	11	0	24	OPPONENTS	247
TOTAL	28	17	9	2							

<u>RHINOS WHEN:</u>	<u>W-L-T</u>
Scoring First Goal	14-1-0
Allowing First Goal	3-8-0
Outshooting Opponent	16-5-2
Shots Are Tied	0-0-0
Outshot by Opponent	1-4-0
Leading at Halftime	11-1-0
Tied at Halftime	4-2-2
Trailing at Halftime	2-6-0

<u>RHINOS</u>	<u>ADDITIONAL STATISTICS</u>	<u>OPPONENTS</u>
189	CORNER KICKS	108
86	OFFSIDES	60
1	PENALTY KICKS	4
1	PENALTY KICKS SCORED	3
448	FOULS	457
46	CAUTIONS	54
2	EJECTIONS	6

A-LEAGUE 2000 REGULAR SEASON

<u>GAME</u>	<u>DATE</u>	<u>OPPONENT</u>	<u>SCORE</u>	<u>W/L</u>	<u>RECORD</u>	<u>GOALIE</u>	<u>SCORERS</u>	<u>ATT</u>
1	5/6	TORONTO LYNX	1-2	L	0-1	Andracki	Glenn	13,284
2	5/12	BOSTON BULLDOGS	3-0	W	1-1	Andracki	Nash (2), Lowe	9,327
3	5/19	@ Connecticut Wolves	3-0	W	2-1	Andracki	Lowe, Sebrango (2)	463
4	5/21	@ Boston Bulldogs	0-2	L	2-2	Vallow	None	570
5	5/29	@ Pittsburgh Riverhounds	0-1	L	2-3	Andracki	None	4,406
6	6/3	CONNECTICUT WOLVES	2-0	W	3-3	Andracki	Sebrango (2)	9,561
7	6/10	MONTREAL IMPACT	2-1	W	4-3	Andracki	Steenkamp, Ball	11,381
8	6/16	@ Boston Bulldogs	2-0	W	5-3	Vallow	Ball, Sebrango	565
9	6/17	@ L. I. Rough Riders	3-1	W	6-3	Andracki	Glenn, Ball (2)	5,076
10	6/23	SEATTLE SOUNDERS	3-0	W	7-3	Vallow	Lowe, Allnutt (2)	12,774
11	6/25	@ Toronto Lynx	0-0	T	7-3-1	Andracki	None	2,627
12	6/30	L. I. ROUGH RIDERS	2-1	W	8-3-1	Vallow	Tanner, Allnutt	11,954
13	7/7	@ Vancouver 86ers	0-1	L	8-4-1	Vallow	None	4,087
14	7/8	@ Seattle Sounders	0-1	L	8-5-1	Vallow	None	1,636
15	7/14	L. I. ROUGH RIDERS	2-0	W	9-5-1	Vallow	Glenn (2)	11,058
16	7/16	PITTSBURGH RIVERHOUNDS	1-0	W	10-5-1	Vallow	Allnutt	10,876
17	7/22	@ Toronto Lynx	0-0	T	10-5-2	Vallow	None	3,281
18	7/23	@ Montreal Impact	1-3	L	10-6-2	Rueda	Glenn	3,177
19	7/28	TORONTO LYNX	1-0	W	11-6-2	Vallow	Allnutt	12,862
20	7/30	BOSTON BULLDOGS	2-0	W	12-6-2	Vallow	Glenn, Sebrango	10,273
21	8/4	MONTREAL IMPACT	2-1	W	13-6-2	Vallow	Tanner, Ball	13,597
22	8/9	@ Charleston Battery	1-3	L	13-7-2	Vallow	Nash	2,953
23	8/12	TORONTO LYNX	2-1	W	14-7-2	Vallow	Lowe, Allnutt	12,611
24	8/13	@ Toronto Lynx	2-3	L	14-8-2	Vallow	Stebbins, Allnutt	2,805
25	8/20	@ Montreal Impact	0-1	L	14-9-2	Vallow	None	4,237
26	8/25	RICHMOND KICKERS	2-0	W	15-9-2	Vallow	Lowe, Stebbins	12,751
27	8/27	HERSHEY WILDCATS	2-1	W	16-9-2	Vallow	Own, Allnutt	11,245
28	9/3	L. I. ROUGH RIDERS	3-1	W	17-9-2	Vallow	Allnutt (2), Stebbins	10,872

15 Home Games Played
13 Road Games Played

Home Attendance Totals: 174,426 Home Average Attendance: 11,628
Road Attendance Totals: 35,225 Road Average Attendance: 2,709

RHINOS VS. THE A-LEAGUE

<u>TEAM</u>	<u>RECORD</u>								
	<u>GP</u>	<u>GR</u>	<u>HOME</u>	<u>ROAD</u>	<u>TOTAL</u>	<u>PTS</u>	<u>BP</u>	<u>GF</u>	<u>GA</u>
BOSTON	4	0	2-0-0	1-1-0	3-1-0	12	1	7	2
CHARLESTON	1	0	0-0-0	0-1-0	0-1-0	0	0	1	3
CONNECTICUT	2	0	1-0-0	1-0-0	2-0-0	8	1	5	0
HERSHEY	1	0	1-0-0	0-0-0	1-0-0	4	0	2	1
LONG ISLAND	4	0	3-0-0	1-0-0	4-0-0	16	2	10	3
MONTREAL	4	0	2-0-0	0-2-0	2-2-0	8	0	5	6
PITTSBURGH	2	0	1-0-0	0-1-0	1-1-0	4	0	1	1
RICHMOND	1	0	1-0-0	0-0-0	1-0-0	4	0	2	0
SEATTLE	2	0	1-0-0	0-1-0	1-1-0	4	1	3	1
TORONTO	6	0	2-1-0	0-1-2	2-2-2	10	0	6	6
VANCOUVER	1	0	0-0-0	0-1-0	0-1-0	0	0	0	1
TOTALS	28	0	14-1-0	3-8-2	17-9-2	70	5	42	24

A-LEAGUE 2001 REGULAR SEASON

Central Division	Pts	GP	W	L	T	GF	GA	BP
Richmond Kickers	76	26	16	7	3	47	34	9
Charleston Battery	73	26	16	9	1	51	34	8
Charlotte Eagles	66	26	14	10	2	50	41	8
Nashville Metros	63	26	14	10	2	47	48	5
Atlanta Silverbacks	59	26	13	12	1	48	39	6
Indiana Blast	35	26	8	18	0	38	55	3
Cincinnati Riverhawks	21	26	6	20	0	39	80	3
Northern Division	Pts	GP	W	L	T	GF	GA	BP
Hershey Wildcats	75	26	16	7	3	45	20	8
Rochester Raging Rhinos	74	26	16	6	4	43	27	6
Pittsburgh Riverhounds	50	26	10	12	4	39	39	6
Montreal Impact	45	26	10	14	2	37	37	3
Connecticut Wolves	43	26	9	11	6	37	37	1
Long Island Rough Riders	33	26	6	16	4	50	50	5
Toronto Lynx	32	26	7	16	3	41	41	1
Western Division	Pts	GP	W	L	T	GF	GA	BP
Vancouver Whitecaps	74	26	16	8	2	44	33	8
San Diego Flash F.C.	68	26	14	11	1	55	42	11
Milwaukee Rampage	63	26	14	10	2	45	40	5
Portland Timbers	62	26	14	10	3	41	38	7
Seattle Sounders	57	26	13	12	1	40	39	4
Minnesota Thunder	41	26	9	15	2	29	34	3
El Paso Patriots	40	26	8	14	4	39	42	4

A-LEAGUE 2001 REGULAR SEASON

First Round (Two-leg aggregate)

Richmond, Rochester, Vancouver and Hershey receive
byes

9/20/01 Charleston 1-2 Pittsburgh

9/22/01 Pittsburgh 3-1 Charleston

Pittsburgh advance on 5-2 aggregate

9/19/01 San Diego 2-0 Atlanta

9/23/01 Atlanta 2-2 San Diego

San Diego advance on 4-2 aggregate

9/20/01 Portland 2-0 Charlotte

9/22/01 Charlotte 2-3 Portland

Portland advance on 5-2 aggregate

9/19/01 Nashville 2-3 Milwaukee

9/22/01 Milwaukee 0-1* Nashville

Aggregate drawn 3-3

Milwaukee advance on penalty kicks, 4-2

Second Round (Two-legs aggregate)

9/28/01 Milwaukee 2-2 Richmond

9/30/01 Richmond 2-1* Milwaukee

Toronto advance on 4-3 aggregate after extra time

9/26/01 Pittsburgh 2-1 Rochester

9/29/01 Rochester 3-0 Pittsburgh

Rochester advance on 4-2 aggregate

9/27/01 Portland 0-2 Hershey

9/29/01 Hershey 1-0 Portland

Hershey advance on 3-0 aggregate

9/26/01 San Diego 2-0 Vancouver

9/29/01 Vancouver 4-1 San Diego

Vancouver advance on 4-3 aggregate

Semifinals (Two-legs aggregate)

10/3/01 Vancouver 0-4 Hershey

10/6/01 Hershey 0-1 Vancouver

Hershey advance on 4-1 aggregate

10/4/01 Milwaukee 2-3 Rochester

10/6/01 Rochester 1-0 Milwaukee

Rochester advance on 4-2 aggregate

A-League Championship

10/13/01 Rochester 2-0 Hershey

2001 A-League Honors

A-League Champions: Rochester Rhinos

Runner-Up: Hershey Wildcats

MVP: Paul Conway – Charleston Battery

Leading goal scorer: Paul Conway – Charleston Battery

Goalkeeper of the Year: Jon Busch – Hershey Wildcats

Rookie of the Year: Robbie Aristodemo – Toronto Lynx

Coach of the Year: Dale Mitchell – Vancouver Whitecaps

Defender of the Year: Rick Titus – Vancouver Whitecaps



A-LEAGUE 2001 REGULAR SEASON

2001 All-League Teams

First Team	Position	Second Team
Jon Busch, Hershey Wildcats	Goalkeeper	Matt Napolean, Portland Timbers
Rick Titus, Vancouver Whitecaps	Defender	James Wall, Nashville Metros
Gilbert Jean-Baptiste, Charleston Battery	Defender	Brent Sancho, Portland Timbers
Scott Schweitzer, Rochester Rhinos	Defender	Jason Anichero, Atlanta Silverbacks
Phillipe Godoy, Milwaukee Rampage	Midfielder	John Ball, Charleston battery
Leighton O'Brien, Seattle Sounders	Midfielder	Lenin Steenkamp, Rochester Rhinos
Temoc Suarez, Connecticut Wolves	Midfielder	Kevin Knight, Richmond Kickers
Stoian Mladenov, Rochester Rhinos	Midfielder	Steve Kindel, Vancouver Whitecaps
Paul Conway, Charleston Battery	Forward	Jakob Fenger, Nashville Metros
Kevin Jeffrey, Richmond Kickers	Forward	Digital Takawira, Milwaukee Rampage
Dustin Swinehart, Charlotte Eagles	Forward	Rodrigo Costa, Indiana Blast

Leading Scorers	Goals	Assists	Points
Paul Conway, ChaB	22	3	47
Dustin Swinehart, ChaE	18	3	39
Jakob Fenger, Nash	14	6	34
Jeff Houser, Nash	14	5	33
Digital Takawira, Mil	13	4	30

Goals	
Paul Conway, ChaB	22
Dustin Swinehart, ChaE	18
Jakob Fenger, Nash	14
Jeff Houser, Nash	14
Digital Takawira, Mil	13
Mark Baena, Port	13

Leading Goalkeepers	GP	MIN	SVS	GA	SO	GAA	W-L-T
Jon Busch, Her	25	2,246	95	15	13	0.60	14-7-4
Scott Vallow, Roc	18	1,668	72	18	6	0.97	10-6-2
Didar Sandhu, Van	22	1,987	85	24	9	1.09	14-6-2
John Swallen, Minn	21	1,902	64	24	4	1.14	8-11-2
Dusty Hudock, ChaB	25	2,333	125	31	7	1.20	14-9-2

Home Attendance	G	Total	Avg.
Rochester	16	172,480	10,780
Portland	15	89,612	5,974
Vancouver	13	72,050	5,542
Minnesota	15	52,675	3,512
Pittsburgh	15	48,390	3,226
Charleston	15	46,248	3,083
El Paso	15	45,269	3,018
Hershey	15	43,658	2,911
Toronto	13	36,340	2,795
Milwaukee	15	40,234	2,682
LEAGUE	306	904,038	2,954

A-LEAGUE 2001 REGULAR SEASON

NO	NAME	PO	GP	GS	MIN	G	A	PTS	FG	WG	OT	PKA	PKS	SHT	FLS	CARDS	
																C	E
23	STEENKAMP, Lenin	M	26	26	2,422	9	4	22	4	4	1	0	0	61	39	0	0
10	MLADENOV, Stoiian	M	17	16	1,543	7	8	22	3	2	0	2	1	47	28	2	0
11	MITCHELL, Jamel	F	22	6	935	5	2	12	2	2	2	0	0	37	9	0	0
21	WILSON, Kirk	M	25	17	1,766	4	3	11	2	3	1	0	0	53	40	2	0
15	NASH, Martin	M	20	15	1,356	4	1	9	1	1	0	0	0	31	17	1	0
22	GERVAIS, Gabriel	M	14	9	845	2	3	7	1	0	0	0	0	18	21	1	0
7	DALIGCON, Nate	M	22	20	1,590	3	0	6	1	1	0	0	0	11	29	1	0
3	SCHWEITZER, Scott	D	23	23	2,100	1	4	6	1	0	0	0	0	11	36	9	1
8	TANNER, Tommy	M	17	11	828	2	0	4	1	0	0	0	0	11	24	3	0
18	WOLYNIEC, John	F	15	6	622	1	1	3	1	1	0	0	0	12	13	0	0
16	BANKOV, Kalin	D	6	6	540	0	0	0	0	0	0	0	0	2	6	1	0
	w/ Minnesota		10	10	793	1	1	3	-	-	-	-	-	12	5	1	0
	TOTAL		16	16	1,335	1	1	3	-	-	-	-	-	14	11	2	0
58	ZAVALA, Carlos	D	20	10	826	1	1	3	0	1	0	0	0	7	9	1	0
9	SEDGEWICK, Bill	D	24	23	2,078	1	0	2	0	0	0	0	0	30	27	5	0
17	ANNAN, Dan	M	22	7	750	1	0	2	0	0	0	0	0	21	17	1	0
20	TANNER, Jimmy	F	12	0	318	1	0	2	0	1	0	0	0	4	5	1	0
12	KIRMSE, Mike	D	14	3	543	0	2	2	0	0	0	0	0	1	3	1	0
14	TROTMAN, Mickey	F	11	8	623	0	1	1	0	0	0	0	0	27	22	2	0
30	GIBSON, Neathan	F	12	12	783	0	1	1	0	0	0	0	0	15	25	1	1
4	DAUDA, Fuseini	D	21	21	2,011	0	0	0	0	0	0	0	0	4	37	6	0
5	FLETCHER, Carl	D	9	9	785	0	0	0	0	0	0	0	0	4	13	0	0
	w/ Montreal		13	13	1,204	0	0	0	0	0	0	0	0	3	17	2	0
	TOTAL		21	21	2,104	0	0	0	0	0	0	0	0	7	30	2	0
24	VALLOW, Scott	GK	18	18	1,681	0	0	0	0	0	0	0	0	0	0	2	0
6	WALTON, Mali	D	13	9	923	0	0	0	0	0	0	0	0	0	9	1	0
16	BUTCHER, Steve	F	5	0	129	0	0	0	0	0	0	0	0	3	3	0	0
13	KIROV, Nasho	F	3	2	125	0	0	0	0	0	0	0	0	2	5	0	0
5	PARRA, Carlos	D	1	1	75	0	0	0	0	0	0	0	0	1	0	0	0
	OWN GOAL					1											
	TOTALS		26	26	2,461	43	31	115	17	16	4	2	1	420	449	41	2

NO	GOALKEEPER	GP	GS	MIN	GA	SVS	GAA	SO	W	L	T	PKATT	PKSCR
25	ONSTAD, Pat	2	2	200	2	4	0.90	0	1	0	1	1	0
24	VALLOW, Scott	18	18	1,681	18	73	0.96	6	11	6	1	4	2
1	ANDRACKI, Billy	7	6	587	7	22	1.07	1	4	0	2	1	1
	w/ Atlanta	8	8	728	12	31	1.48	1	4	4	0	1	1
	TOTAL	15	14	1,315	19	53	1.30	2	8	4	2	2	2
	TOTALS	26	26	2,461	27	94	0.99	7	16	6	4	6	4

RHINOS RECORD	GP	W	L	T	SCORING	1st	2nd	OT	TOT	SHOTS	TOTAL
HOME	14	11	0	3	RHINOS	16	23	4	43	RHINOS	420
ROAD	12	5	6	1	OPPONENT	7	20	0	27	OPPONENTS	242
TOTAL	26	16	6	4							

RHINOS WHEN:

	W-L-T
Scoring First Goal	15-1-2
Allowing First Goal	1-5-0
Outshooting Opponent	14-5-4
Shots Are Tied	1-0-0
Outshot by Opponent	1-1-0
Leading at Halftime	7-0-1
Tied at Halftime	9-4-3
Trailing at Halftime	0-2-0

RHINOS

189
64
2
1
449
41
2

ADDITIONAL STATISTICS

CORNER KICKS
OFFSIDES
PENALTY KICKS
PENALTY KICKS SCORED
FOULS
CAUTIONS
EJECTIONS

OPPONENTS

81
77
6
4
390
47
5

A-LEAGUE 2001 REGULAR SEASON

GAME	DATE	OPPONENT	SCORE	W/L/T	RECORD	GOALIE	SCORERS	ATT
1	5/5	CONNECTICUT WOLVES	1-1	T	0-0-1	Onstad	T. Tanner	11,131
2	5/11	@ Western Mass	2-1	W	0-0-1	Vallow	T. Tanner, Annan	2,745
3	5/12	@ N.H. Phantoms	2-1	W	0-0-1	Onstad	Steenkamp, Butcher	2,395
4	5/19	N.H. PHANTOMS	4-0	W	0-0-1	Onstad	Mitchell (2), Steenkamp, Nash	9,147
5	5/26	WESTERN MASS	3-0	W	0-0-1	Vallow	Butcher, Wilson, Daligcon	9,245
6	5/27	@ Toronto Lynx	1-0	W	1-0-1	Vallow	Steenkamp	2,027
7	6/1	@ Hershey Wildcats	0-1	L	1-1-1	Vallow	None	2,011
8	6/6	@ Connecticut Wolves	1-0	W-OT	2-1-1	Vallow	Wilson	2,175
9	6/8	PITTSBURGH RIVERHOUNDS	2-1	W	3-1-1	Onstad	Schweitzer, Nash	9,510
10	6/16	@ Hershey Wildcats	1-0	W	4-1-1	Vallow	Wolyniec	9,015
11	6/22	MONTREAL IMPACT	0-0	T-OT	4-1-2	Vallow	None	11,475
12	6/30	L. I. ROUGH RIDERS	3-1	W	5-1-2	Vallow	Daligcon (3)	10,362
13	7/6	@ Charlotte Eagles	0-1	L	5-2-2	Vallow	None	1,656
14	7/8	@ Richmond Kickers	1-2	L-OT	5-3-2	Vallow	Wilson	5,018
15	7/14	TORONTO LYNX	2-1	W-OT	6-3-2	Vallow	Mladenov, Steenkamp	12,333
16	7/20	L. I. ROUGH RIDERS	6-2	W	7-3-2	Vallow	Nash, Sedgewick, Mladenov,	10,533
17	7/25	MONTREAL IMPACT	2-1	W	8-3-2	Vallow	Gervais, Steenkamp	9,517
18	7/27	PITTSBURGH RIVERHOUNDS	2-2	T-OT	8-3-3	Andracki	Mladenov (2)	12,072
19	7/28	@ Pittsburgh Riverhounds	4-3	W-OT	9-3-3	Vallow	Mladenov (2), Steenkamp, Mitchell	3,418
20	8/3	HERSHEY WILDCATS	1-0	W	10-3-3	Vallow	Steenkamp	10,644
21	8/5	PORTLAND TIMBERS	1-0	W-OT	11-3-3	Vallow	Mitchell	9,846
22	8/8	@ Montreal Impact	0-2	L	11-4-3	Vallow	None	N/A
23	8/11	SEATTLE SOUNDERS	2-1	W	12-4-3	Vallow	Steenkamp, Wilson	11,177
24	8/17	@ Pittsburgh Riverhounds	0-1	L	12-5-3	Vallow	None	4,930
25	8/19	@ Montreal Impact	0-2	L	12-6-3	Vallow	None	1,342
26	8/24	TORONTO LYNX	2-1	W	13-6-3	Andracki	Steenkamp, Zavala	2,716
27	8/25	@ Toronto Lynx	0-0	T	13-6-4	Andracki	None	3,844
28	8/31	@ L. I. Rough Riders	3-1	W	14-6-4	Andracki	Nash, Mladenov, T. Tanner	801
29	9/2	CONNECTICUT WOLVES	5-2	W	15-6-4	Andracki	Nash, Steenkamp, Wilson, Own	10,105
30	9/8	L.I. ROUGH RIDERS	3-1	W	16-6-4	Andracki	Mitchell (2), J. Tanner	12,647

14 Home Games Played
12 Road Games Played

Home Attendance Totals: 154,068 Home Average Attendance: 11,005
Road Attendance Totals: 36,237 Road Average Attendance: 3,220

RHINOS VS. A-LEAGUE

TEAM	GP	GR	RECORD			PTS	BP	GF	GA
			HOME	ROAD	TOTAL				
CHARLOTTE	1	0	0-0-0	0-1-0	0-1-0	0	0	0	1
CONNECTICUT	3	0	1-0-1	1-0-0	2-0-1	9	1	7	3
HERSHEY	3	0	1-0-0	1-1-0	2-1-0	8	0	2	1
LONG ISLAND	4	0	3-0-0	1-0-0	4-0-0	16	4	15	5
MONTREAL	4	0	1-0-1	0-2-0	1-2-1	5	0	2	5
NEW HAMPSHIRE	2	0	1-0-0	1-0-0	2-0-0	9	1	6	1
PITTSBURGH	4	0	1-0-1	1-1-0	2-1-1	9	1	8	7
PORTLAND	1	0	1-0-0	0-0-0	1-0-0	4	0	1	0
RICHMOND	1	0	0-0-0	0-1-0	0-1-0	0	0	1	2
SEATTLE	1	0	1-0-0	0-0-0	1-0-0	4	0	2	1
TORONTO	4	0	2-0-0	1-0-1	3-0-1	13	0	4	2
WESTERN MASS	2	0	1-0-0	1-0-0	1-0-0	9	1	5	1
TOTALS	26	0	11-0-3	5-6-1	16-6-4	68	6	43	27

A-LEAGUE 2002 REGULAR SEASON

Central Division	Pts	GP	W	L	T	GF	GA	BP
Milwaukee Rampage	75	28	16	7	5	48	29	6
Minnesota Thunder	70	28	14	9	5	55	35	9
Cincinnati Riverhawks	35	28	8	20	0	35	68	6
Indiana Blast	29	28	6	18	4	29	67	1
Northeast Division	Pts	GP	W	L	T	GF	GA	BP
Rochester Raging Rhinos	72	28	17	8	3	38	25	1
Montreal Impact	72	28	16	9	3	39	29	5
Toronto Lynx	48	28	10	13	5	37	35	3
Pittsburgh Riverhounds	41	28	8	15	5	39	44	4
Pacific Division	Pts	GP	W	L	T	GF	GA	BP
Seattle Sounders	107	28	23	4	1	71	27	14
Portland Timbers	63	28	13	12	3	47	39	8
Vancouver Whitecaps	54	28	11	12	5	41	39	5
El Paso Patriots	54	28	10	11	7	38	48	7
Calgary Storm	22	28	4	21	3	26	66	3
Atlantic Division	Pts	GP	W	L	T	GF	GA	BP
Charleston Battery	89	28	19	3	6	46	16	7
Richmond Kickers	65	28	13	9	6	44	37	7
Atlanta Silverbacks	62	28	13	13	2	47	44	8
Charlotte Eagles	50	28	10	14	4	46	46	6
Hampton Roads Mariners	29	28	6	19	3	25	57	2

A-LEAGUE 2002 REGULAR SEASON

First Round (Two-leg aggregate)

Charleston, Rochester, Seattle and Milwaukee receive
byes

9/5/02 Richmond 1-1 Atlanta

9/8/02 Atlanta 1-2 Richmond

Richmond advance on 3-2 aggregate

9/4/02 Charlotte 1-0 Montreal

9/8/02 Montreal 1-0 Charlotte

Aggregate drawn 1-1

Montreal advance on penalty kicks, 6-5

9/5/02 Portland 0-1 Vancouver

9/7/02 Vancouver 1-0 Portland

Vancouver advance on 2-0 aggregate

9/5/02 El Paso 1-2 Minnesota

9/7/02 Minnesota 1-1 El Paso

Minnesota advance 3-2 aggregate

Second Round (Two-legs aggregate)

9/13/02 Charleston 2-1 Richmond

9/15/02 Richmond 3-1 Charleston

Toronto advance on 4-3 aggregate

9/12/02 Montreal 0-0 Rochester

9/14/02 Rochester 1-0 Montreal

Rochester advance on 1-0 aggregate

9/13/02 Vancouver 2-0 Seattle

9/15/02 Seattle 2-6 Vancouver

Vancouver advance on 8-2 aggregate

Second Round (Two-legs aggregate)

9/12/02 Minnesota 0-0 Milwaukee

9/14/02 Milwaukee 2-1 Minnesota

Minnesota advance on 2-1 aggregate

Semifinals (Two-legs aggregate)

9/19/02 Richmond 1-1 Rochester

9/21/02 Rochester 0-0* Richmond

aggregate drawn 1-1

Richmond advance on penalty kicks, 9-8

9/19/02 Vancouver 0-0 Milwaukee

9/21/02 Milwaukee 2-1* Vancouver

**Milwaukee advance on 2-1 aggregate after
extra time**

A-League Championship

9/28/02 Milwaukee 2-1* Richmond



2002 A-League Honors

A-League Champions: Milwaukee Rampage

Runner-Up: Richmond Kickers

MVP: Leighton O'Brien - Seattle Sounders

Leading goal scorer: Fadi Afash - Portland Timbers

McKinley Tennyson - Portland Timbers

Eduardo Sebrango - Montreal Impact

Goalkeeper of the Year: Dusty Hudock - Charleston Battery

Rookie of the Year: Niki Budalic - Toronto Lynx

Coach of the Year: Brian Schmetzer - Seattle Sounders

Defender of the Year: Mark Watson - Charleston Battery

A-LEAGUE 2002 REGULAR SEASON

2002 All-League Teams

First Team	Position	Second Team
Dusty Hudock, Charleston Battery	Goalkeeper	Preston Burpo, Seattle Sounders
Gabriel Gervais, Montreal Impact	Defender	Craig Demmin, Rochester Rhinos
Deston Makumbu, Milwaukee Rampage	Defender	Linval Dixon, Charleston Battery
Mark Watson, Charleston Battery	Defender	Mark Schulte, Minnesota Thunder
Andrew Gregor, Seattle Sounders	Midfielder	Mauro Biello, Montreal Impact
Leighton O'Brien, Seattle Sounders	Midfielder	Luis DeGama, El Paso Patriots
Brian Piesner, Atlanta Silverbacks	Midfielder	Jose Gomez, Charlotte Eagles
Lenin Steenkamp, Rochester Rhinos	Midfielder	Steve Kindel, Vancouver Whitecaps
Brian Ching, Seattle Sounders	Forward	Fadi Afash, Portland Timbers
Eduardo Sebrango, Montreal Impact	Forward	Josh Henderson, Richmond Kickers
McKinley Tennyson, Portland Timbers	Forward	Johnny Menyongar, Minnesota Thunder

Leading Scorers	Goals	Assists	Points
McKinley Tennyson, Port	18	6	42
Brian Ching, Sea	16	8	40
Leighton O'Brien, Sea	13	11	37
Fadi Afash, Port	18	0	36
Eduardo Sebrango, Mont	18	0	36

Goals		Assists	
Fadi Afash, Port	18	Johnny Menyongar, Minn	11
McKinley Tennyson, Port	18	Leighton O'Brien, Sea	11
Eduardo Sebrango,	18	Brian Piesner, Atl	10
Brian Ching, Sea	16	Darren Sawatzky, Sea	10
Paul Conway, ChaB	13	Nicola Vignjevic, Tor	9
Leighton O'Brien, Sea	13	Alfredo Valente, Van	9

Leading Goalkeepers	GP	MIN	GA	SO	GAA	W-L-T
Dusty Hudock, ChaB	24	2,264	15	13	0.60	16-2-5
Pat Onstad, Roc	21	1,920	16	10	0.75	13-5-2
Greg Sutton, Mont	26	2,465	27	10	0.99	14-9-3
Preston Burpo, Sea	24	2,166	24	6	1.00	20-4-0
Dan Popik, Mil	26	2,307	28	8	1.09	14-7-4

Home Attendance	G	Total	Avg.
Rochester	14	140,109	10,008
Portland	14	87,648	6,261
Montreal	14	72,486	5,178
Seattle	14	57,223	4,087
Minnesota	14	54,072	3,862
Vancouver	14	52,762	3,769
Charleston	14	46,483	3,320
Richmond	14	34,029	2,431
Pittsburgh	14	31,829	2,274
El Paso	14	31,165	2,226
LEAGUE	252	764,55	3,034

A-LEAGUE 2002 REGULAR SEASON

NO	NAME	POS	GP	GS	MIN	G	A	PTS	FG	WG	OTG	PKA	PKS	SHT	FLS	CARDS	
																C	E
23	STEENKAMP, Lenin	M	28	28	2,521	8	3	19	2	2	2	0	0	60	46	2	0
9	SIMMONDS, Greg	F	26	19	1,894	6	6	18	4	4	0	0	0	60	61	4	0
10	MLADENOV, Stoian	M	24	24	2,097	5	6	16	4	0	0	1	1	32	46	1	0
17	AMANI-DOVE, Hamisi	F	12	11	779	3	1	7	1	1	0	0	0	19	12	0	0
22	STEBBINS, Dan	F	25	13	1,179	2	2	6	1	1	1	0	0	24	21	2	0
7	SUAREZ, Temoc	M	25	14	1,283	2	2	6	1	1	0	0	0	16	26	1	2
15	NASH, Martin	M	26	21	1,827	2	2	6	1	0	0	0	0	29	20	1	0
5	LAVRINENKO, Yuri	M	21	9	978	2	1	5	1	2	0	0	0	6	32	3	0
20	TANNER, Jimmy	F	24	8	1,032	2	1	5	0	1	1	0	0	16	30	2	0
11	SEDGEWICK, Bill	M	24	21	1,879	2	1	5	0	1	1	0	0	16	40	1	1
58	ZAVALA, Carlos	D	17	2	404	2	0	4	1	1	0	2	2	3	4	0	0
21	WILSON, Kirk	F	16	16	1,196	1	2	4	1	1	0	0	0	28	33	1	0
16	BANKOV, Kalin	D	27	15	1,700	1	0	2	0	0	0	0	0	7	18	0	0
13	BALLANTYNE, Jamal	F	4	0	131	0	1	1	0	0	0	0	0	0	3	0	0
4	SCHWEITZER, Scott	D	27	27	2,452	0	1	1	0	0	0	0	0	2	23	3	1
19	STOJANOV, Dimitri	M	1	0	4	0	0	0	0	0	0	0	0	0	0	0	0
18	KOROL, Aleksey	F	2	0	42	0	0	0	0	0	0	0	0	0	0	0	0
2	DINUNZIO, Ryan	D	2	0	51	0	0	0	0	0	0	0	0	0	2	0	0
8	TANNER, Tommy	M	12	5	427	0	0	0	0	0	0	0	0	3	9	1	0
24	VALLOW, Scott	G	8	7	732	0	0	0	0	0	0	0	0	0	0	2	0
25	ONSTAD, Pat	G	21	21	1,918	0	0	0	0	0	0	0	0	0	1	1	1
6	WALTON, Mali	D	27	27	2,300	0	0	0	0	0	0	0	0	2	22	3	0
3	DEMMIN, Craig	D	26	25	2,358	0	0	0	0	0	0	0	0	1	28	2	0
	TOTALS		28	28	2,632	38	28	108	19	17	5	4	4	339	487	32	5

NO	GOALKEEPER	G	GS	MIN	GA	SVS	GAA	SO	W	L	T	PKATT	PKSCR
25	ONSTAD, Pat	21	21	1,918	16	78	0.75	10	13	5	2	0	0
24	VALLOW, Scott	8	7	732	9	27	1.10	1	4	3	1	1	1
1	ANDRACKI, Billy	0	0	0	0	0	0	0	0	0	0	0	0
**2	PIRES, Danny	0	0	0	0	0	0	0	0	0	0	0	0
	TOTALS	28	28	2,632	25	105	0.85	12*	17	8	3	1	1

* - Pat Onstad and Scott Vallow combined for a shutout on July 24 against Charlotte

** - No longer with team

RHINOS RECORD	GP	W	L	T	SCORING	1 st	2 nd	OT	TOT	SHOTS	TOTAL
HOME	14	11	3	0	RHINOS	9	24	5	38	RHINOS	339
ROAD	14	6	5	3	OPPONENT	12	11	2	25	OPPONENTS	268
TOTAL	28	17	8	3							

RHINOS WHEN:	W-L-T
Scoring First Goal	15-2-1
Allowing First Goal	2-6-1
Outshooting Opponent	10-5-2
Shots Are Tied	0-0-1
Outshot by Opponent	7-2-1
Leading at Halftime	5-0-0
Tied at Halftime	11-3-2
Trailing at Halftime	1-5-1

RHINOS	ADDITIONAL STATISTICS	OPPONENTS
120	CORNER KICKS	112
86	OFFSIDES	64
4	PENALTY KICKS	1
4	PENALTY KICKS SCORED	1
487	FOULS	443
32	CAUTIONS	50
5	EJECTIONS	1

A-LEAGUE 2002 REGULAR SEASON

<u>GAME</u>	<u>DATE</u>	<u>OPPONENT</u>	<u>SCORE</u>	<u>W/L</u>	<u>RECORD</u>	<u>GOALIE</u>	<u>SCORERS</u>	<u>HOME ATT</u>
1	5/4	PITTSBURGH RIVERHOUNDS	2-1 ot	W	1-0-0	Vallow	Nash, Sebrango	11,031
2	5/10	CHARLESTON BATTERY	2-1 ot	W	2-0-0	Onstad	Sedgewick, J. Tanner	8,348
3	5/18	@ Charlotte Eagles	1-2	L	2-1-0	Vallow	Simmonds	1,042
4	5/24	@ Pittsburgh Riverhounds	2-0	W	3-1-0	Onstad	Wilson, Mladenov	2,480
5	5/31	MILWAUKEE RAMPAGE	1-2 ot	L	3-2-0	Onstad	Mladenov	9,858
6	6/2	@ Pittsburgh Riverhounds	0-0 ot	T	3-2-1	Onstad	None	2,691
7	6/8	@ Hampton Roads Mariners	2-0	W	4-2-1	Onstad	Simmonds, Steenkamp	805
8	6/9	@ Richmond Kickers	2-0	W	5-2-1	Onstad	Simmonds, Mladenov	2,691
9	6/14	ATLANTA SILVERBACKS	2-1	W	6-2-1	Onstad	Steenkamp (2)	9,958
10	6/21	@ Montreal Impact	0-1	L	6-3-1	Onstad	None	2,151
11	6/29	@ Minnesota Thunder	1-1 ot	T	6-3-2		Mladenov	3,710
12	7/4	RICHMOND KICKERS	1-0 ot	W	7-3-2	Onstad	Steenkamp	10,323
13	7/6	MONTREAL IMPACT	1-0 ot	W	8-3-2	Onstad	Stebbins	9,444
14	7/10	@ Montreal Impact	0-2	L	8-4-2	Onstad	None	2,147
15	7/13	TORONTO LYNX	2-0	W	9-4-2	Onstad	Suarez, Steenkamp	11,066
16	7/14	@ Toronto Lynx	0-2	L	9-5-2	Vallow	None	1,293
17	7/24	CHARLOTTE EAGLES	1-0	W	10-5-2	Onstad/Vallow	Zavala	9,868
18	7/26	MONTREAL IMPACT HAMPTON ROADS	1-2 ot	L	10-6-2	Onstad	Zavala	10,284
19	7/28	MARINERS	1-0	W	11-6-2	Vallow	J. Tanner	8,898
20	8/1	@ Charleston Battery	2-1	W	12-6-2	Vallow	Bankov, Lavrynenko	2,854
21	8/3	@ Atlanta Silverbacks	2-1 ot	W	13-6-2	Onstad	Steenkamp (2)	1,504
22	8/9	PITTSBURGH RIVERHOUNDS	1-0	W	14-6-2	Onstad	Simmonds	11,061
23	8/16	@ Cincinnati Riverhawks	3-1	W	15-6-2	Onstad	Aman-Dive (2), Stebbins	816
24	8/17	@ Indiana Blast	2-2	T	15-6-3	Onstad	Aman-Dive	4,557
25	8/23	@ Toronto Lynx	1-2	L	15-7-3	Onstad	Simmonds	1,87
26	8/24	TORONTO LYNX	3-0	W	16-7-3	Onstad	Simmonds, Steenkamp	10,202
27	8/30	CHARLOTTE EAGLES	1-3	L	17-8-3	Onstad	Mladenov	10,510
28	9/1	MINNESOTA THUNDER	2-0	W	17-8-3	Onstad	Lavrynenko, Nash	9,257

14 Home Games Played
14 Road Games Played

Home Attendance Totals: 140,103
Road Attendance Totals: 27,242

Average Home Attendance: 10,007
Average Road Attendance: 1,946

RHINOS VS. THE A-LEAGUE

TEAM	RECORD							
	GP	HOME	ROAD	TOTAL	PTS	BP	GF	GA
ATLANTA	2	1-0-0	1-0-0	2-0-0	8	0	4	2
CHARLESTON	2	1-0-0	1-0-0	2-0-0	8	0	4	2
CHARLOTTE	3	1-1-0	0-1-0	1-2-0	4	0	3	5
CINCINNATI	1	0-0-0	1-0-0	1-0-0	4	0	3	1
HAMPTON ROADS	2	1-0-0	1-0-0	2-0-0	8	1	3	0
INDIANA	1	0-0-0	0-0-1	0-0-1	1	0	2	2
MILWAUKEE	1	0-1-0	0-0-0	0-1-0	0	0	1	2
MINNESOTA	2	1-0-0	0-0-1	1-0-1	2	0	3	1
MONTREAL	4	1-1-0	0-2-0	1-3-0	4	0	2	5
PITTSBURGH	4	2-0-0	1-0-1	3-0-1	13	0	5	1
RICHMOND	2	1-0-0	1-0-0	2-0-0	8	0	3	0
TORONTO	4	2-0-0	0-2-0	2-2-0	8	0	5	4
TOTALS	28	11-3-0	6-5-3	17-8-3	71	1	38	25

A-LEAGUE 2003 REGULAR SEASON

Central Division	Pts	GP	W	L	T	GF	GA
Milwaukee Wave United	54	28	18	10	0	61	32
Minnesota Thunder	53	28	17	9	2	44	28
El Paso Patriots	30	28	9	16	3	33	48
Cincinnati Riverhawks	24	28	9	19	0	38	62
Indiana Blast	11	28	3	23	2	28	67
Northeast Division	Pts	GP	W	L	T	GF	GA
Montreal Impact	54	28	16	6	6	40	21
Rochester Raging Rhinos	51	28	15	7	6	55	36
Pittsburgh Riverhounds	49	28	15	9	4	50	41
Syracuse Salty Dogs	38	28	11	12	5	42	38
Toronto Lynx	37	28	11	13	4	29	38
Pacific Division	Pts	GP	W	L	T	GF	GA
Seattle Sounders	53	28	16	7	5	45	24
Vancouver Whitecaps	52	28	15	6	7	45	24
Portland Timbers	47	28	15	11	2	39	33
Team Calgary	15	28	4	21	3	16	62
Southeast Division	Pts	GP	W	L	T	GF	GA
Charleston Battery	52	28	15	6	7	41	27
Virginia Beach Mariners	47	28	14	9	5	51	34
Richmond Kickers	43	28	12	9	7	41	32
Charlotte Eagles	25	28	12	9	7	41	32
Atlanta Silverbacks	19	28	4	17	7	27	48

A-LEAGUE 2003 REGULAR SEASON

2003 A-League Playoff Review

Eastern Conference Semifinals

Sept. 5 Virginia Beach 0-1 Charleston
 Sept. 7 Charleston 4-1 Virginia Beach
Charleston advance on 4-2 aggregate

Sept. 5 Rochester 2-1 Montreal
 Sept. 7 Montreal 0-0 Rochester
Rochester advance on 2-1 aggregate

Eastern Conference Final

Sept. 12 Rochester 0-0 Charleston
 Sept. 14 Charleston 1-0 Rochester
Charleston advance on 1-0 aggregate

Western Conference Semifinals

Sept. 5 Milwaukee 1-0 Minnesota
 Sept. 7 Minnesota 2-0* Milwaukee
Minnesota advance on 2-0 aggregate

Sept. 5 Seattle 0-0 Vancouver
 Sept. 7 Vancouver 1-1* Seattle
Aggregate drawn 1-1
Seattle advance on penalty kicks, 6-5

Western Conference Final

Sept. 12 Seattle 0-1 Minnesota
 Sept. 14 Minnesota 1-0 Seattle
Minnesota advance on 2-0 aggregate

A-League Championship

Sept. 20 Charleston 3-0 Minnesota

2003 A-League Honors

A-League Champions: Charleston Battery
Runner-Up: Minnesota Thunder
MVP: Thiago Martins – Pittsburgh Riverhounds
Leading goal scorer: Thiago Martins – Pittsburgh Riverhounds
Goalkeeper of the Year: Greg Sutton – Montreal Impact
Rookie of the Year: David testo – Richmond Kickers
Coach of the Year: Bob Lilley – Montreal Impact
Defender of the Year: Gabriel Gervais – Montreal Impact

2003 All-League Teams

First Team

Greg Sutton, Montreal Impact
 Gabriel Gervais, Montreal Impact
 Danny Jackson, Seattle Sounders
 John Wilson, Charleston Battery
 Andrew Gregor, Seattle Sounders
 Marco Feruzzi, Minnesota Thunder
 Roland "Pato" Aguilera, Richmond Kickers
 Ricardo Villar, Pittsburgh Riverhounds
 Thiago Martins, Pittsburgh Riverhounds
Doug Miller, Rochester Rhinos
 Dante Washington, Virginia Beach Mariners

Position

Goalkeeper
 Defender
 Defender
 Defender
 Defender
 Midfielder
 Midfielder
 Forward
 Forward
 Forward

Second Team

Rich Cullen, Seattle Sounders
Scott Schweitzer, Rochester Rhinos
 Steve Shak, Minnesota Thunder
 Alan Woods, Atlanta Silverbacks
 Ted Chronopoulos, Charleston Battery
 Oliver Heald, Vancouver Whitecaps
 Ze Roberto, Montreal Impact
 David Testo, Richmond Kickers
 Byron Alvarez, Portland Timbers
 Greg Howes, Milwaukee Wave United
 Kevin Jeffrey, Richmond Kickers

A-LEAGUE 2003 REGULAR SEASON

Leading Scorers	Goals	Assists	Points
Thiago Martins, Pitt	22	7	51
Doug Miller, Roc	17	4	38
Dante Washington, VB	18	1	37
Greg Howes, Mil	11	12	34
Todd Dusoosky, Mil	11	7	29

Goals		Assists	
Thiago Martins, Pitt	22	Greg Howes, Mil	12
Dante Washington, VB	18	Ricardi Villar, Pitt	12
Doug Miller	17	Roland "Pato" Aguilera, Rich	9
Byron Alvarez, Port	12	Hugo Alcaraz, Port	9
Todd Dusoosky, Mil	11	Kevin Jeffrey, Rich	9
McKinley Tennyson, Port	11	John Ball, Mil	8
Greg Howes, Mil	11		

Leading Goalkeepers	GP	MIN	GA	SO	GAA	W-L-T
Greg Sutton, Mont	26	2,463	20	11	0.73	15-6-5
Rich Cullen, Sea	19	1,814	15	9	0.74	12-3-4
Michael Franks, Van	22	2,111	18	9	0.77	13-4-5
Dusty Hudock, ChaB	23	2,083	20	11	0.86	14-5-3
Josh Saunders, Port	16	1,493	15	6	0.90	10-4-2

Home Attendance	G	Total	Avg.
Rochester	14	142,370	10,169
Montreal	14	101,307	7,236
Syracuse	14	96,385	6,885
Portland	14	82,193	5,871
Vancouver	14	60,085	4,292
Minnesota	14	57,411	4,101
Charleston	14	55,572	3,969
Seattle	14	47,000	3,357
Toronto	14	37,112	2,651
Indiana	14	34,505	2,465
LEAGUE	266	887,191	3,335



A-LEAGUE 2003 REGULAR SEASON

NO	NAME	PO	GP	GS	MIN	G	A	PTS	WG	OTG	PKA	PKS	SHT	FLS	CARDS	
															C	E
19	MILLER, Doug	F	28	27	2,316	17	4	38	6	1	0	0	78	26	4	0
15	VALENCIA, Gabe	F	5	3	247	1	1	3	0	0	0	0	5	6	1	0
	<i>W/ Syracuse</i>		20	--	1,542	9	1	19	--	--	--	--	27	19	--	--
	TOTALS		25	--	1,789	10	2	22	--	--	--	--	32	25	--	--
24	FULLER, Ian	F	22	16	1,332	8	4	20	4	0	0	0	22	27	3	0
21	WILSON, Kirk	M	26	24	2,150	4	6	14	0	0	0	0	32	70	7	0
7	SUAREZ, Temoc	M	28	17	1,572	3	5	11	1	0	0	0	17	25	3	1
12	HAYES, David	M	28	23	2,167	3	5	11	0	0	1	1	30	19	1	0
10	MLADENOV, Stoian	M	24	23	2,084	2	6	10	1	0	0	0	43	30	2	0
23	STEENKAMP, Lenin	M	26	26	2,375	3	4	10	1	0	0	0	34	44	4	0
8	COMMODORE, Fred	F	20	5	643	4	1	9	0	0	0	0	26	19	2	0
22	MITCHELL, Jamel	F	22	0	382	2	1	5	0	0	0	0	9	3	0	0
9	PACO, Viktor	F	11	6	490	2	1	5	0	0	0	0	14	3	0	0
3	DEMMIN, Craig	D	26	26	2,384	1	2	4	0	1	0	0	3	41	2	1
5	LAVRYNENKO, Yuri	D	17	12	1,105	1	1	3	0	0	0	0	3	24	2	0
11	SEDGEWICK, Bill	D	28	28	2,557	1	1	3	0	0	0	0	13	44	5	0
6	MENDES, Carlos	D	20	15	1,425	1	0	2	0	0	0	0	4	15	0	0
16	TSAKIRIS, Shaun	M	1	0	8	0	0	0	0	0	0	0	0	0	0	0
	<i>W/ Syracuse</i>		14	--	908	0	2	2	0	0	0	0	12	19	--	--
	TOTALS		15	--	916	0	2	2	0	0	0	0	12	19	--	--
4	SCHWEITZER, Scott	D	26	26	2,375	0	2	2	0	0	0	0	2	27	6	0
20	ROCHA, Maurizio	M	5	0	90	0	0	0	0	0	0	0	3	1	0	0
18	KACZANOWSKI, Nate	M	3	1	104	0	0	0	0	0	0	0	0	0	0	0
2	DINUNZIO, Ryan	D	21	6	729	0	0	0	0	0	0	0	3	12	4	0
1	ANDRACKI, Billy	GK	25	25	2,366	0	0	0	0	0	0	0	0	0	1	0
	<i>OWN</i>				2			1								
	TOTALS		28	28	2,656	55	52	152	15	2	1	1	344	445	50	2

NO	GOALKEEPER	GP	GS	MIN	GA	SVS	GAA	SO	W	L	T	PKATT	PKSCR
25	JOHNSON, Soren	2	2	200	2	13	0.90	1	1	0	1	0	0
1	ANDRACKI, Billy	26	26	2,456	34	98	1.24	8	14	7	5	2	2
	TOTALS	28	28	2,656	36	111	1.21	9	15	7	6	2	2

<u>RHINOS RECORD</u>	<u>GP</u>	<u>W</u>	<u>L</u>	<u>T</u>	<u>SCORING</u>	<u>1st</u>	<u>2nd</u>	<u>OT</u>	<u>TOT</u>	<u>SHOTS</u>	<u>TOTAL</u>
HOME	14	8	2	4	RHINOS	26	27	2	55	RHINOS	344
ROAD	14	7	5	2	OPPONENT	14	21	1	34	OPPONENTS	284
TOTALS	28	15	7	6							

<u>RHINOS WHEN:</u>	<u>W-L-T</u>
Scoring First Goal	12-3-2
Allowing First Goal	4-3-4
Outshooting Opponent	8-3-4
Shots Are Tied	1-1-1
Outshot by Opponent	7-4-0
Leading at Halftime	12-2-1
Tied at Halftime	2-0-6
Trailing at Halftime	1-4-0

<u>RHINOS</u>	<u>ADDITIONAL STATISTICS</u>	<u>OPPONENTS</u>
155	CORNER KICKS	115
99	OFFSIDES	40
1	PENALTY KICKS	2
1	PENALTY KICKS SCORED	2
445	FOULS	410
50	CAUTIONS	67
2	EJECTIONS	6

A-LEAGUE 2003 REGULAR SEASON

NO	NAME	PO	GP	GS	MIN	G	A	PTS	WG	OTG	PKA	PKS	SHT	FLS	CARDS	
															C	E
19	MILLER, Doug	F	28	27	2,316	17	4	38	6	1	0	0	78	26	4	0
15	VALENCIA, Gabe	F	5	3	247	1	1	3	0	0	0	0	5	6	1	0
	<i>W/ Syracuse</i>		20	--	1,542	9	1	19	--	--	--	--	27	19	--	--
	TOTALS		25	--	1,789	10	2	22	--	--	--	--	32	25	--	--
24	FULLER, Ian	F	22	16	1,332	8	4	20	4	0	0	0	22	27	3	0
21	WILSON, Kirk	M	26	24	2,150	4	6	14	0	0	0	0	32	70	7	0
7	SUAREZ, Temoc	M	28	17	1,572	3	5	11	1	0	0	0	17	25	3	1
12	HAYES, David	M	28	23	2,167	3	5	11	0	0	1	1	30	19	1	0
10	MLADENOV, Stoian	M	24	23	2,084	2	6	10	1	0	0	0	43	30	2	0
23	STEENKAMP, Lenin	M	26	26	2,375	3	4	10	1	0	0	0	34	44	4	0
8	COMMODORE, Fred	F	20	5	643	4	1	9	0	0	0	0	26	19	2	0
22	MITCHELL, Jamel	F	22	0	382	2	1	5	0	0	0	0	9	3	0	0
9	PACO, Viktor	F	11	6	490	2	1	5	0	0	0	0	14	3	0	0
3	DEMMIN, Craig	D	26	26	2,384	1	2	4	0	1	0	0	3	41	2	1
5	LAVRYNENKO, Yuri	D	17	12	1,105	1	1	3	0	0	0	0	3	24	2	0
11	SEDGEWICK, Bill	D	28	28	2,557	1	1	3	0	0	0	0	13	44	5	0
6	MENDES, Carlos	D	20	15	1,425	1	0	2	0	0	0	0	4	15	0	0
16	TSAKIRIS, Shaun	M	1	0	8	0	0	0	0	0	0	0	0	0	0	0
	<i>W/ Syracuse</i>		14	--	908	0	2	2	0	0	0	0	12	19	--	--
	TOTALS		15	--	916	0	2	2	0	0	0	0	12	19	--	--
4	SCHWEITZER, Scott	D	26	26	2,375	0	2	2	0	0	0	0	2	27	6	0
20	ROCHA, Maurizio	M	5	0	90	0	0	0	0	0	0	0	3	1	0	0
18	KACZANOWSKI, Nate	M	3	1	104	0	0	0	0	0	0	0	0	0	0	0
2	DINUNZIO, Ryan	D	21	6	729	0	0	0	0	0	0	0	3	12	4	0
1	ANDRACKI, Billy	GK	25	25	2,366	0	0	0	0	0	0	0	0	0	1	0
	<i>OWN</i>				2			1								
	TOTALS		28	28	2,656	55	52	152	15	2	1	1	344	445	50	2

NO	GOALKEEPER	GP	GS	MIN	GA	SVS	GAA	SO	W	L	T	PKATT	PKSCR
25	JOHNSON, Soren	2	2	200	2	13	0.90	1	1	0	1	0	0
1	ANDRACKI, Billy	26	26	2,456	34	98	1.24	8	14	7	5	2	2
	TOTALS	28	28	2,656	36	111	1.21	9	15	7	6	2	2

<u>RHINOS RECORD</u>	<u>GP</u>	<u>W</u>	<u>L</u>	<u>T</u>	<u>SCORING</u>	<u>1st</u>	<u>2nd</u>	<u>OT</u>	<u>TOT</u>	<u>SHOTS</u>	<u>TOTAL</u>
HOME	14	8	2	4	RHINOS	26	27	2	55	RHINOS	344
ROAD	14	7	5	2	OPPONENT	14	21	1	34	OPPONENTS	284
TOTALS	28	15	7	6							

<u>RHINOS WHEN:</u>	<u>W-L-T</u>
Scoring First Goal	12-3-2
Allowing First Goal	4-3-4
Outshooting Opponent	8-3-4
Shots Are Tied	1-1-1
Outshot by Opponent	7-4-0
Leading at Halftime	12-2-1
Tied at Halftime	2-0-6
Trailing at Halftime	1-4-0

RHINOS

155
99
1
1
445
50
2

ADDITIONAL STATISTICS

CORNER KICKS
OFFSIDES
PENALTY KICKS
PENALTY KICKS SCORED
FOULS
CAUTIONS
EJECTIONS

OPPONENTS

115
40
2
2
410
67
6

A-LEAGUE 2003 REGULAR SEASON

GAME	DATE	OPPONENT	SCORE	W/L/T	RECORD	GOALIE	SCORERS	ATT
1	5/2	ATLANTA SILVERBACKS	2-2 OT	T	0-0-1	Andracki	Miller (2)	10,026
2	5/9	@ Virginia Beach	0-3	L	0-1-1	Andracki	None	701
3	5/11	@ Atlanta Silverbacks	2-0	W	1-1-1	Andracki	Miller (2)	721
4	5/17	PITTSBURGH RIVERHOUNDS	2-1	W	2-1-1	Andracki	Paco, Steenkamp	9,063
5	5/19	@ Toronto Lynx	1-1	T	2-1-2	Andracki	Hayes	1,594
6	5/23	@ Syracuse Salty Dogs	2-0	W	3-1-2	Andracki	Miller, Wilson	8,057
7	5/24	SYRACUSE SALTY DOGS	1-2	L	3-2-2	Andracki	Own Goal	8,495
8	5/31	@ Pittsburgh Riverhounds	3-1	W	4-2-2	Andracki	Steenkamp, Miller, Fuller	1,277
9	6/7	PITTSBURGH RIVERHOUNDS	2-0	W	5-2-2	Andracki	Own Goal, Suarez	9,173
10	6/14	@ Minnesota Thunder	2-1	W	6-2-2	Andracki	Fuller, Miller	4,881
11	6/15	@ Milwaukee Rampage	3-0	W	7-2-2	Andracki	Fuller, Miller, Wilson	2,468
12	6/20	MONTREAL IMPACT	2-3 OT	L	7-3-2	Andracki	Miller, Steenkamp	10,159
13	6/22	@ Montreal Impact	0-1	L	7-4-2	Andracki	None	5,961
14	6/28	MONTREAL IMPACT	2-0	W	8-4-2	Andracki	Mladenov, Miller	11,624
15	7/4	TORONTO LYNX	6-1	W	9-4-2	Andracki	Paco, Miller, Sedgewick, Commodore (3)	11,349
16	7/6	@ Toronto Lynx	2-0	W	10-4-2	Andracki	Suarez, Wilson	2,884
17	7/11	VIRGINIA BEACH MARINERS	3-2 OT	W	11-4-2	Andracki	Miller (2), Demmin	10,060
18	7/19	@ Charleston Battery	2-1 OT	W	12-4-2	Andracki	Miller, Mitchell	3,012
19	7/22	@ Richmond Kickers	0-2	L	12-5-2	Andracki	None	1,000
20	7/25	RICHMOND KICKERS	2-2 OT	T	12-5-3	Andracki	Lavrinenko, Wilson	10,436
21	7/27	CHARLESTON BATTERY	2-2 OT	T	12-5-4	Andracki	Fuller, Commodore	9,487
22	8/1	TORONTO LYNX	1-0	W	13-5-4	Andracki	Fuller	10,324
23	8/3	SYRACUSE SALTY DOGS	2-2 OT	T	13-5-5	Andracki	Miller, Mladenov	8,889
24	8/9	@ Pittsburgh Riverhounds	3-4	L	13-6-5	Andracki	Hayes, Miller, Valencia	2,143
25	8/13	@ Montreal Impact	0-0	T	13-6-6	Johnson	None	9,414
26	8/16	ATLANTA SILVERBACKS	3-0	W	14-6-6	Andracki	Fuller (2), Mendes	10,663
27	8/23	RICHMOND KICKERS	3-2	W	15-6-6	Johnson	Hayes, Miller, Fuller	12,622
28	8/29	@ Syracuse Salty Dogs	2-3	L	15-7-6	Andracki	Suarez, Mitchell	9,354

14 Home Games Played

Home Attendance Totals: 151,724

14 Road Games Played

Home Average Attendance: 10,837

Road Attendance Totals: 41,113

Road Average Attendance: 3,163

RHINOS VS. THE A-LEAGUE

TEAM	GP	RECORD					
		HOME	ROAD	TOTAL	PTS	GF	GA
ATLANTA	3	1-0-1	1-0-0	2-0-1	7	7	2
CHARLESTON	2	0-0-1	1-0-0	1-0-1	4	4	3
VIRGINIA BEACH	2	1-0-0	0-1-0	1-1-0	3	3	5
MILWAUKEE	1	0-0-0	1-0-0	1-0-0	3	3	0
MINNESOTA	1	0-0-0	1-0-0	1-0-0	3	2	1
MONTREAL	4	1-1-0	0-1-1	1-2-1	4	4	4
PITTSBURGH	4	2-0-0	1-1-0	3-1-0	9	10	6
RICHMOND	3	1-0-1	0-1-0	1-1-1	4	5	6
SYRACUSE	4	0-1-1	1-1-0	1-2-1	4	7	7
TORONTO	4	2-0-0	1-0-1	3-0-1	10	10	2
TOTALS	28	8-2-4	7-5-2	15-7-6	51	55	36

A-LEAGUE 2004 REGULAR SEASON

Eastern Conference	Pts	GP	W	L	T	GF	GA
Montreal Impact	56	28	17	6	5	36	15
Richmond Kickers	54	28	17	8	3	44	29
Syracuse Salty Dogs	50	28	15	8	5	40	29
Rochester Raging Rhinos	48	28	15	10	3	36	32
Atlanta Silverbacks	45	28	14	11	3	36	32
Virginia Beach Mariners	36	28	11	14	3	43	41
Toronto Lynx	32	28	10	16	2	38	50
Charleston Battery	27	28	7	15	6	30	39
Puerto Rico Islanders	21	28	5	17	6	22	48
Western Conference	Pts	GP	W	L	T	GF	GA
Portland Timbers	57	28	18	7	3	58	30
Vancouver Whitecaps	47	28	14	9	5	38	29
Minnesota Thunder	45	28	13	9	6	33	23
Seattle Sounders	43	28	13	11	4	40	34
Milwaukee Wave United	40	28	12	12	4	44	48
Calgary Mustangs	18	28	4	18	6	30	51
Edmonton FC	18	28	4	18	6	19	56

2004 A-League Playoff Review

Eastern Conference Semifinals

Sept. 3 Richmond 0-1 Syracuse
 Sept. 5 Syracuse 1-2* Richmond
 Aggregate drawn 2-2 after extra time
Syracuse advance on penalties, 5-4

Sept. 3 Rochester 0-1 Montreal
 Sept. 5 Montreal 1-0 Rochester
Montreal advance on 2-0 aggregate

Eastern Conference Final

Sept. 10 Syracuse 0-2 Montreal
 Sept. 12 Montreal 1-1 Syracuse
Montreal advance on 3-1 aggregate

Western Conference Semifinals

Sept. 1 Portland 2-1 Seattle
 Sept. 5 Seattle 2-0* Portland
Seattle advance on 3-2 aggregate

Sept. 3 Vancouver 2-0 Minnesota
 Sept. 5 Minnesota 0-1 Vancouver
Vancouver advance on 3-0 aggregate

Western Conference Final

Sept. 10 Seattle 1-0 Vancouver
 Sept. 12 Vancouver 1-1 Seattle
Seattle advance on 2-1 aggregate

A-League Championship

Sept. 18 Montreal 2-0 Seattle

A-LEAGUE 2004 REGULAR SEASON

Leading Goalkeepers	GP	MIN	GA	SO	GAA	W-L-T
Greg Sutton, Mont	25	2,355	14	16	0.54	14-5-5
Joe Warren, Minn	27	2,621	20	15	0.69	13-8-6
Theo Zagar, Tor	20	1,820	17	9	0.84	12-7-1
Alex Marques, Van	19	1,779	17	9	0.86	12-6-1
Ronnie Pascale, Rich	28	2,662	29	8	0.98	17-8-3

Home Attendance	G	Total	Avg.
Rochester	14	142,527	10,181
Montreal	14	129,901	9,279
Syracuse	14	89,421	6,387
Portland	14	73,931	5,281
Vancouver	14	67,668	4,833
Puerto Rico	14	54,441	3,889
Charleston	14	52,005	3,742
Minnesota	14	41,454	2,961
Seattle	14	40,232	2,874
Toronto	14	34,217	2,444
LEAGUE	22	3,864,966	3,879



A-LEAGUE 2004 REGULAR SEASON

NO	NAME	POS	GP	GS	MIN	G	A	PTS	WG	OTG	PKA	PKS	SHT	FLS	CARDS		
															C	E	
15	CARRIERI, Chris	F	27	24	1,981	8	8	24	4	0	0	0	51	22	3	1	
12	WOOLFOLK, Corey	F	26	11	1,385	9	1	19	2	0	0	0	31	21	1	0	
21	WILSON, Kirk	M	27	27	2,228	4	2	10	1	0	0	0	33	67	5	0	
7	AGUILERA, Pato	M	13	7	688	2	1	5	1	0	1	1	9	10	2	0	
	<i>w/ Vir. Beach</i>		5	--	--	2	1	5	--	--	--	--	18	6	--	--	
	TOTALS		18	7	688	4	2	10	1	--	--	--	27	16	2	--	
19	MILLER, Doug	F	23	11	1,124	4	0	8	2	0	1	1	20	13	1	1	
11	SEDGEWICK, Bill	D	27	25	2,280	2	3	7	0	0	0	0	17	34	8	0	
13	DELGADO, Noah	F	23	18	1,396	1	3	5	1	0	0	0	14	17	2	0	
17	WRIGHT, David	D	27	26	2,389	2	0	4	1	0	0	0	11	30	5	0	
10	TROUT, Ryan	M	27	16	1,453	2	0	4	1	0	0	0	14	17	1	0	
8	TSAKIRIS, Shaun	M	20	18	1,306	0	4	4	0	0	0	0	12	16	8	1	
9	ALLNUTT, Yari	M	19	5	625	1	1	3	0	0	0	0	11	21	5	0	
24	FULLER, Ian	F	14	13	985	0	3	3	0	0	0	0	16	23	3	0	
23	STEENKAMP, Lenin	M	25	8	1,057	1	0	2	1	0	0	0	13	18	1	0	
3	DEMMIN, Craig	D	26	26	2,400	0	1	1	0	0	0	0	5	34	2	0	
26	SEMEDO, Carlos	D	17	7	944	0	1	1	0	0	0	0	5	18	0	0	
25	WILSON, John	D	22	21	1,685	0	0	0	0	0	0	0	6	22	1	0	
6	MENDES, Carlos	D	17	12	1,072	0	0	0	0	0	0	0	3	15	0	0	
20	NETO	M	16	4	618	0	0	0	0	0	0	0	3	16	1	0	
16	PILARSKI, Ian	M	8	0	133	0	0	0	0	0	0	0	0	2	0	0	
17	DARGOUT, Jefferson	F	5	0	56	0	0	0	0	0	0	0	2	0	0	0	
7	BLAKE, Alex	F	1	0	28	0	0	0	0	0	0	0	1	1	0	0	
22	ZAGAR, Theo	GK	20	20	1,820	0	0	0	0	0	0	0	0	0	0	1	0
1	JOHNSON, Soren	GK	8	8	760	0	0	0	0	0	0	0	0	0	0	1	0
	TOTALS		28	28	2,580	35	28	98	15	0	2	2	279	411	51	3	

NO	GOALKEEPER	GP	GS	MIN	GA	SVS	GAA	SO	W	L	T	PKATT	PKSCR
22	ZAGAR, Theo	20	20	1,820	17	68	0.84	9	12	7	1	2	2
1	JOHNSON, Soren	8	8	760	15	43	1.77	2	3	3	2	2	2
	TOTALS	28	28	2,580	32	111	1.11	11	15	10	3	4	4

RHINOS RECORD	GP	W	L	T	SCORING	1 st	2 nd	OT	TOT	SHOTS	TOTAL
HOME	14	10	2	2	RHINOS	23	13	0	36	RHINOS	279
ROAD	14	5	8	1	OPPONENT	9	23	0	32	OPPONENTS	285
TOTALS	28	15	10	3							

RHINOS WHEN:	W-L-T
Scoring First Goal	14-1-2
Allowing First Goal	2-8-1
Outshooting Opponent	9-3-1
Shots Are Tied	0-1-0
Outshot by Opponent	6-6-2
Leading at Halftime	11-0-1
Tied at Halftime	4-8-2
Trailing at Halftime	0-2-1

RHINOS	ADDITIONAL STATISTICS	OPPONENTS
148	CORNER KICKS	80
100	OFFSIDES	73
2	PENALTY KICKS	4
2	PENALTY KICKS SCORED	4
411	FOULS	376
51	CAUTIONS	45
2	EJECTIONS	6

A-LEAGUE 2004 REGULAR SEASON

GAME	DATE	OPPONENT	SCORE	RESULT	RECORD	GK	SCORERS	ATT
1	5/1	TORONTO LYNX	4-0	W	1-0-0	Zagar	Carrieri	9,698
2	5/7	PUERTO RICO ISLANDERS	3-0	W	2-0-0	Zagar	Wright,	9,051
3	5/14	@ Syracuse Salty Dogs	1-1OT	T	2-0-1	Zagar	Woolfolk	6,845
4	5/16	@ Toronto Lynx	1-2	L	2-1-1	Zagar	--	2,187
<i>EX</i>	5/17	CHICAGO FIRE (MLS)	2-1	W	--	Johnson	Delgado	8,784
5	5/22	SYRACUSE SALTY DOGS	1-0	W	3-1-1	Zagar	Miller	10,080
6	5/27	@ Puerto Rico Islanders	1-0	W	4-1-1	Zagar	Woolfolk	2,751
7	5/29	@ Puerto Rico Islanders	2-1	W	5-1-1	Johnson	Woolfolk	3,190
8	6/4	TORONTO LYNX	2-0	W	6-1-1	Zagar	Carrieri	9,452
9	6/6	ATLANTA SILVERBACKS	0-1	L	6-2-1	Zagar	--	9,114
10	6/12	VIR. BEACH MARINERS	2-1	W	7-2-1	Zagar	Carrieri	10,156
11	6/17	@ Portland Timbers	2-1	W	8-2-1	Zagar	Miller	5,018
12	6/19	@ Seattle Sounders	1-0	W	9-2-1	Johnson	Carrieri	3,850
<i>EX</i>	6/23	D.C. UNITED (MLS)	0-2	L	9-2-1	Zagar/ Johnson	--	14,426
13	6/26	RICHMOND KICKERS	1-0	W	10-2-1	Zagar	K. Wilson	10,162
<i>USOC</i>	6/30	CHI. FIRE RESERVES (PDL)	1-0	W	10-2-1	Zagar	Demmin	7,654
14	7/7	@ Montreal Impact	0-1	L	10-3-1	Zagar	--	9,078
15	7/9	MONTREAL IMPACT	0-1	L	10-4-1	Zagar	--	11,168
16	7/11	CHARLESTON BATTERY	1-0	W	11-4-1	Johnson	Aguilera	9,857
17	7/17	@ Virginia Beach Mariners	0-4	L	11-5-1	Johnson	--	1,106
18	7/18	@ Richmond Kickers	1-0	W	12-5-1	Zagar	Steenkamp	1,432
<i>USOC</i>	7/20	@ New England (MLS)	1-1 (3-1 PKs)	W	12-5-1	Zagar	Wilson	1,512
19	7/23	@ Richmond Kickers	1-4	L	12-6-1	Zagar	Allnutt	2,579
20	7/24	@ Virginia Beach Mariners	0-3	L	12-7-1	Johnson	--	903
21	7/30	MINNESOTA THUNDER	2-1	W	13-7-1	Zagar	Trout	10,631
22	8/1	@ Syracuse Salty Dogs	1-2	L	13-8-1	Zagar	Miller	8,048
<i>USOC</i>	8/4	CHARLESTON BATTERY	0-1	L	13-8-1	Zagar	--	7,016
23	8/6	SYRACUSE SALTY DOGS	1-1	T	13-8-2	Johnson	Aguilera	10,527
24	8/8	CHARLESTON BATTERY	1-1	T	13-8-3	Johnson	Woolfolk	9,566
25	8/13	@ Charleston Battery	1-5	L	13-9-3	Johnson	K. Wilson	2,928
26	8/15	@ Atlanta Silverbacks	1-2	L	13-10-3	Zagar	Wright	1,642
27	8/25	ATLANTA SILVERBACKS	3-0	W	14-10-3	Zagar	Carrieri (2)	10,358
28	8/27	MONTREAL IMPACT	2-0	W	15-10-3	Zagar	Woolfolk	12,707

14 Home Games Played

Home Attendance Totals: 142,527

Home Average Attendance: 10,181

14 Road Games Played

Road Attendance Totals: 51,557

Road Average Attendance: 3,682

RHINOS VS. THE A-LEAGUE

TEAM	GP	HOME	ROAD	TOTAL	PTS	GF	GA
ATLANTA	3	1-1-0	0-1-0	1-2-0	1	4	3
CHARLESTON	3	1-0-1	0-1-0	1-1-1	4	3	6
MINNESOTA	1	1-0-0	0-0-0	1-0-0	3	2	1
MONTREAL	3	1-1-0	0-1-0	1-2-0	3	2	2
PORTLAND	1	0-0-0	1-0-0	1-0-0	3	2	1
PUERTO RICO	3	1-0-0	2-0-0	3-0-0	9	6	1
RICHMOND	3	1-0-0	1-1-0	2-1-0	6	3	4
SEATTLE	1	0-0-0	1-0-0	1-0-0	3	1	0
SYRACUSE	4	1-0-1	0-1-1	1-1-2	5	4	4
TORONTO	3	2-0-0	0-1-0	2-1-0	6	7	2
VIRGINIA BEACH	3	1-0-0	0-2-0	1-2-0	3	2	8
TOTALS	28	10-2-2	5-10-1	15-10-3	48	36	32

A-LEAGUE 2005 REGULAR SEASON

<u>USL First Division</u>	<u>Pts</u>	<u>GP</u>	<u>W</u>	<u>L</u>	<u>T</u>	<u>GF</u>	<u>GA</u>
Montreal Impact	61	28	18	3	7	37	15
Rochester Raging Rhinos	51	28	15	7	6	45	27
Vancouver Whitecaps	45	28	12	7	9	37	21
Seattle Sounders	44	28	11	6	11	33	25
Portland Timbers	39	28	10	9	9	40	42
Richmond Kickers	39	28	10	9	9	28	30
Puerto Rico Islanders	38	28	10	10	8	46	43
Atlanta Silverbacks	33	28	10	15	3	40	52
Charleston Battery	32	28	9	14	5	27	36
Minnesota Thunder	31	28	7	11	10	37	42
Virginia Beach Mariners	28	28	7	14	7	26	39
Toronto Lynx	17	28	3	17	8	26	50

The standard FIFA (3-1-0) system awards three points for a regulation or overtime victory. In the case of a tie, each team will be awarded one point.

2005 A-LEAGUE PLAYOFF REVIEW

First Round

Montreal and Rochester receive a bye

Sept. 16 Richmond 0-0 Vancouver

Sept. 18 Vancouver 0-0* Richmond

Aggregate drawn 0-0

Richmond advance on PK's, 5-4

Sept. 16 Portland 0-1 Seattle

Sept. 18 Seattle 2-0 Portland

Seattle advance on 3-0 aggregate

Semifinals

Sept. 23 Richmond 3-1 Rochester

Sept. 25 Rochester 1-1 Richmond

Richmond advance on 4-2 aggregate

Sept. 23 Seattle 2-2 Montreal

Sept. 25 Montreal 2-1 Seattle

Seattle advance on 4-3 aggregate

USL First Division Championship

Oct. 1 Seattle 1-1* Richmond

Seattle win on PK's, 4-3

A-LEAGUE 2005 REGULAR SEASON

2005 A-League Honors

A-League Champions: Seattle Sounders
Runner-Up: Richmond Kickers
MVP: Jason Jordan – Vancouver Whitecaps
Leading goal scorer: Jason Jordan – Vancouver Whitecaps
Goalkeeper of the Year: Greg Sutton – Montreal Impact
Rookie of the Year: Dan Kennedy – Puerto Rico Islanders
Coach of the Year: Nick DeSantis - Montreal Impact
Defender of the Year: Taylor Graham – Seattle Sounders

2005 All-League Teams

First Team	Position	Second Team
Greg Sutton, Montreal Impact	Goalkeeper	Preston Burpo, Seattle Sounders
Gabriel Gervais, Montreal Impact	Defender	Ben Hollingsworth Charleston Battery
Taylor Graham, Seattle Sounders	Defender	Peter Luzak, Richmond Kickers
Scot Thompson, Portland Timbers	Defender	Nevio Pizzolitto, Montreal Impact
Mauro Biello, Montreal Impact	Midfielder	Darren Caskey, Virginia Beach Mariners
Hugo Alcaraz-Cuellar, Portland Timbers	Midfielder	Jeff Matteo, Minnesota Thunder
Steve Klein, Vancouver Whitecaps	Midfielder	Rodrigo Rios, Atlanta Silverbacks
Kirk Wilson, Rochester Rhinos	Midfielder	Petter Villegas, Puerto Rico Islanders
Fabian Dawkins, Atlanta Silverbacks	Forward	Dan Antoniuk, Portland Timbers
Jason Jordan, Vancouver Whitecaps	Forward	Johnny Menyongar, Minnesota Thunder
Mauricio Salles, Puerto Rico Islanders	Forward	Melvin Tarley, Minnesota Thunder

Leading Scorers	Goals	Assists	Points
Dante Washington, VB	17	6	40
Byron Alvarez, Port	16	4	36
Alan Gordon, Port	17	1	35
Ali Gerba, Tor	15	4	34
Johnny Torres, Mil	11	8	30

Goals		Assists	
Jason Jordan, Van	17	Hugo Alacraz-Cuellar, Por	12
Fabian Dawkins, Atl	15	Petter Villegas, PR	6
Mauricio Salles, PR	14	Noah Delgado, PR	6
Dan Antoniuk, Port	13	Rodrigo Rios, Atl	6
Kirk Wilson, Roc	9	Kirk Wilsonm Roc	5
Byron Alvarez, Port	9	Darren Caskey, VB	5
Corey Woolfolk, PR	9	Corey Woolfolk, PR	5
Mauro Biello, Mont	9	Johnny Menyongar, Min	5
		Martin Nash, Van	5

A-LEAGUE 2005 REGULAR SEASON

Leading Goalkeepers	GP	MIN	GA	SO	GAA	Wins
Greg Sutton, Mon	24	2,160	11	15	0.46	15
Preston Burpo, Sea	27	2,430	23	12	0.85	11
Michael Franks, Van	17	1,530	15	7	0.88	7
Scott Vallow, Roc	25	2,250	23	9	0.92	13
Ronnie Pascale, Ric	28	2,475	28	7	1.02	10

Home Attendance	G	Total	Avg.
Montreal	14	156,458	11,176
Rochester	14	133,973	9,570
Portland	14	77,738	5,553
Puerto Rico	14	71,544	5,110
Vancouver	14	71,202	5,086
Charleston	14	51,080	3,649
Minnesota	14	43,886	3,135
Seattle	14	40,392	2,885
Richmond	14	37,155	2,654
Toronto	14	34,552	2,468
Atlanta	14	25,274	1,805
Virginia Beach	14	17,363	1,240
LEAGUE	168	760,617	4,527



A-LEAGUE 2005 REGULAR SEASON

NO	NAME	POS	GP	GS	MIN	G	A	PTS	WG	OTG	PKA	PKS	SHT	FLS	CARDS	
															C	E
21	WILSON, Kirk	M	22	20	1,758	9	5	23	3	0	0	0	42	46	6	0
6	BOLANOS, Jonathan	F	20	18	1,551	5	4	14	3	0	0	0	29	36	4	0
9	HOWES, Greg	M	19	8	865	5	1	11	2	0	0	0	33	21	1	0
17	CARABAJAL, Mauro	F	18	18	1,306	3	4	10	1	0	1	0	43	32	2	0
35	MARTINEZ, Rey	M	15	7	781	4	1	9	1	0	0	0	18	22	1	0
7	AGUILERA, Pato	M	23	17	926	4	1	9	1	0	0	0	26	16	2	0
13	BALL, John	M	18	15	1,397	4	1	9	0	0	0	0	24	31	4	1
2	RIVAS, Rene	M	17	16	1,418	3	2	8	2	0	1	1	21	27	4	0
16	DaSILVA, Edivaldo	M	7	5	359	2	2	6	1	0	0	0	8	7	0	0
10	MLADENOV, Stoian	M	27	14	1,468	1	2	4	0	0	1	0	25	22	4	1
15	SANFILIPPO, Frankie	D	27	27	2,372	1	2	4	0	0	0	0	7	27	2	0
23	STEENKAMP, Lenin	M	15	12	1,044	1	1	3	0	0	0	0	11	19	0	0
40	MITCHELL, Jamel	F	8	0	102	1	0	2	1	0	0	0	2	1	1	0
19	MILLER, Doug	F	9	5	447	1	0	2	0	0	0	0	6	8	1	0
8	TSAKIRIS, Shaun	M	15	6	453	1	0	2	0	0	0	0	4	10	3	1
27	BONSEU, Tenywa	D	20	16	1,375	0	2	2	0	0	0	0	3	8	3	0
20	PALGUTA, Scott	D	23	17	1,553	0	1	1	0	0	0	0	5	18	2	0
29	TRANCHILLA, Mike	F	2	0	15	0	0	0	0	0	0	0	0	0	0	0
25	WILSON, John	D	2	0	34	0	0	0	0	0	0	0	0	0	0	0
30	TURPIN, Mychal	F	2	0	39	0	0	0	0	0	0	0	0	1	0	0
24	FULLER, Ian	F	2	0	40	0	0	0	0	0	0	0	0	0	1	0
16	PILARSKI, Ian	D	2	1	79	0	0	0	0	0	0	0	1	2	0	0
3	DEMMIN, Craig	D	1	1	90	0	0	0	0	0	0	0	0	1	0	0
5	TAYLOR, Kevin	D	1	1	90	0	0	0	0	0	0	0	0	0	0	0
1	HUDOCK, Dusty	GK	3	3	270	0	0	0	0	0	0	0	0	0	0	0
22	STEELE, Jonny	M	7	3	381	0	0	0	0	0	0	0	1	9	1	0
9	ROUGIER, Anthony	F	6	6	489	0	0	0	0	0	0	0	7	20	1	0
11	SEDGEWICK, Bill	D	14	12	1,048	0	0	0	0	0	0	0	10	29	3	1
12	PERRY, Jason	D	18	15	1,395	0	0	0	0	0	0	0	2	17	2	0
4	SCHWEITZER, Scott	D	23	22	1,878	0	0	0	0	0	0	0	0	20	4	0
24	VALLOW, Scott	GK	25	25	2,250	0	0	0	0	0	0	0	0	2	2	0
			28	28	2,430	42	28	111	14	0	3	1	312	436	56	4

NO	GOALKEEPER	G	GS	MIN	GA	SVS	GAA	SO	W	L	T	PKATT	PKSCR
24	VALLOW, Scott	25	25	2250	23	90	0.92	9	13	7	5	6	4
1	HUDOCK, Dusty	3	3	270	4	9	1.33	1	2	0	1	0	0
	TOTALS	28	28	2520	27	99	0.96	10	15	7	6	6	4

<u>RHINOS RECORD</u>	GP	W	L	T	<u>SCORING</u>	1 st	2 nd	<u>TO</u>	<u>SHOTS</u>	<u>TOTAL</u>
HOME	14	9	1	4	RHINOS	26	19	45	RHINOS	312
ROAD	14	6	6	2	OPPONENT	10	17	27	OPPONENTS	260
TOTAL	28	15	7	6						

<u>RHINOS WHEN:</u>	<u>W-L-T</u>
Scoring First Goal	15-1-1
Allowing First Goal	0-6-2
Outshooting Opponent	10-3-4
Shots Are Tied	2-0-0
Outshot by Opponent	3-4-2
Leading at Halftime	10-1-1
Tied at Halftime	5-3-3
Trailing at Halftime	0-3-2

<u>RHINOS</u>	<u>ADDITIONAL STATISTICS</u>	<u>OPPONENTS</u>
116	CORNER KICKS	131
85	OFFSIDES	113
3	PENALTY KICKS	6
1	PENALTY KICKS SCORED	4
436	FOULS	382
56	CAUTIONS	41
4	EJECTIONS	8

A-LEAGUE 2005 REGULAR SEASON

Game	Date	Opponent	Score	Result	Record	GK	Goals	Attendance
1	4/30	@Vancouver Whitecaps	0-1	L	0-1-0	Vallow	None	4,862
2	5/7	PUERTO RICO ISLANDERS	3-1	W	1-1-0	Vallow	Miller, Aguilera, Martinez	10,323
3	5/13	@ Puerto Rico Islanders	0-1	L	1-2-0	Vallow	None	N/A
4	5/15	@ Puerto Rico Islanders	1-2	L	1-3-0	Vallow	Steenkamp	N/A
5	5/21	MONTREAL IMPACT	1-2	L	1-4-0	Vallow	Tsakiris	9,022
6	5/29	@ Montreal Impact	0-0	T	1-4-1	Hudock	None	12,086
7	5/31	@ Toronto Lynx	5-3	W	2-4-1	Hudock	Wilson (3), Sanfilippo, Ball	3,988
8	6/3	PORTLAND TIMBERS	3-1	W	3-4-1	Vallow	Bolanos, Wilson (2), Wilson (2)	9,117
9	6/10	TORONTO LYNX	1-0	W	4-4-1	Vallow	Howes	8,842
10	6/18	@ Portland Timbers	5-0	W	5-4-1	Vallow	Carabajal, Ball, Bolanos, Rivas, Aguilera	5,313
11	6/21	@ Seattle Sounders	0-1	L	5-5-1	Vallow	None	1,799
12	6/25	CHARLESTON BATTERY	1-0	W	6-5-1	Vallow	Mitchell	9,078
13	6/27	METROSTARS (MLS Friendly)	1-1	T	6-5-1	Hudock	Howes	7,950
14	7/2	@ Charleston Battery	2-1	W	7-5-1	Vallow	Ball, Bolanos	3,813
15	7/4	@ Atlanta Silverbacks	2-0	W	8-5-1	Vallow	Carabajal, Bolanos	2,183
16	7/8	MINNESOTA THUNDER	1-0	W	9-5-1	Vallow	Wilson	7,807
17	7/11	<i>D.C. United (MLS Friendly at Cary, NC)</i>	2-3	L	9-5-1	Hudock	Howes, Carabajal	8,347
18	7/13	(USOC) VIRGINIA BEACH MARINERS	2-1	W	9-5-1	Vallow	Rivas, Wilson	7,838
19	7/15	SEATTLE SOUNDERS	1-1	T	9-5-2	Vallow	Martinez	10,906
20	7/18	@ Minnesota Thunder	3-1	W	10-5-2	Vallow	Wilson, Bolanos, Aguilera	2,341
21	7/22	@ Richmond Kickers	0-0	T	10-5-3	Vallow	None	2,651
22	7/23	@ Virginia Beach Mariners	1-2	L	10-6-3	Vallow	Carabajal	1,728
23	7/30	RICHMOND KICKERS	0-0	T	10-6-4	Vallow	None	11,113
24	7/31	<i>COLORADO RAPIDS (MLS Friendly)</i>	2-4	L	10-6-4	Hudock	DaSilva	7,753
25	8/3	(USOC) METROSTARS-MLS	3-1	W	10-6-4	Vallow	Carabajal, Palguta, Rivas	10,547
26	8/6	ATLANTA SILVERBACKS	3-2	W	11-6-4	Vallow	Bolanos, Aguilera, Martinez	9,412
27	8/12	TORONTO LYNX	3-1	W	12-6-4	Vallow	Wilson, Rivas, DaSilva	9,906
28	8/14	@ Toronto Lynx	1-0	W	13-6-4	Vallow	Howes	1,900
29	8/19	PUERTO RICO ISLANDERS	2-2	T	13-6-5	Vallow	Ball, Howes	9,177
30	8/20	MONTREAL IMPACT	2-2	T	13-6-6	Vallow	Howes (2)	9,892
31	8/24	(USOC) CHICAGO FIRE-MLS	1-2 PKs	L	13-6-6	Vallow	Miller	11,121
32	8/28	@ Montreal Impact	0-2	L	13-7-6	Vallow	None	9,519
33	9/4	VANCOUVER WHITECAPS	1-0	W	14-7-6	Vallow	Rivas	9,513
34	9/10	VIRGINIA BEACH MARINERS	3-1	W	15-7-6	Hudock	Martinez, DaSilva, Mladenov	9,865

14 Home GP

14 Road GP

Home Attendance Totals (USL1 Regular season games) 133,973

Road Attendance Totals: 52,219*

Home Average Attendance (USL1 Regular season games): 9,570

Road Average Attendance: 3,730*

*figures for 5/13 and 5/15 not available

RHINOS VS. FIRST DIVISION RECORD

TEAM	GP	GR	HOME	ROAD	TOTAL	PTS	GF	GA
ATLANTA	2	0	1-0-0	1-0-0	2-0-0	6	5	2
CHARLESTON	2	0	1-0-0	1-0-0	2-0-0	6	3	1
MINNESOTA	2	0	1-0-0	1-0-0	2-0-0	6	4	1
MONTREAL	4	0	0-1-1	0-1-1	0-2-2	2	3	6
PORTLAND	2	0	1-0-0	1-0-0	2-0-0	6	8	1
PUERTO RICO	4	0	1-0-1	0-2-0	1-2-1	4	6	6
RICHMOND	2	0	0-0-1	0-0-1	0-0-2	2	0	0
SEATTLE	2	0	0-0-1	0-1-0	0-1-1	1	1	2
TORONTO	4	0	2-0-0	2-0-0	4-0-0	12	10	4
VIRGINIA BEACH	2	2	1-0-0	0-1-0	1-1-0	3	4	3
VANCOUVER	2	0	1-0-0	0-1-0	1-1-0	3	1	1
TOTALS	28	0	9-1-4	6-6-2	15-7-6	51	45	27

A-LEAGUE 2006 REGULAR SEASON

USL First Division	Pts	GP	W	L	T	GF	GA
Montreal Impact	51	28	14	5	9	31	15
Rochester Raging Rhinos	50	28	13	4	11	34	21
Charleston Battery	46	28	13	8	7	33	25
Vancouver Whitecaps	46	28	12	6	10	40	28
Miami FC	39	28	11	11	6	47	44
Puerto Rico Islanders	38	28	10	10	8	38	36
Seattle Sounders	37	28	11	13	4	42	48
Atlanta Silverbacks	35	28	10	13	5	36	42
Virginia Beach Mariners	32	28	8	12	8	26	37
Toronto Lynx	32	28	8	12	8	30	36
Portland Timbers	27	28	7	15	6	25	39
Minnesota Thunder	27	28	7	15	6	34	45

2006 Playoff Review

First Round

Montreal and Rochester receive a bye

Sept. 15 Vancouver 4-1 Miami

Sept. 17 Miami 2-0 Vancouver

Vancouver advance on 6-2 aggregate

Sept. 15 Charleston 2-2 Puerto Rico

Sept. 17 Puerto Rico 0-1 Charleston

Charleston advance on 3-2 aggregate

Semifinals

Sept. 22 Vancouver 0-0 Montreal

Sept. 24 Montreal 0-2* Vancouver

Vancouver advance 2-0 aggregate after extra time

Sept. 22 Rochester 1-0 Charleston

Sept. 24 Charleston 0-0 Rochester

Rochester advance on 1-0 aggregate

USL First Division Championship

Sept. 30 Rochester 0-3 Vancouver

A-LEAGUE 2006 REGULAR SEASON

2006 A-League Honors

A-League Champions: Vancouver Whitecaps
Runner-Up: Rochester Rhinos
MVP: Joey Gjertsen – Vancouver Whitecaps
Leading goal scorer: Romario – Miami FC
Goalkeeper of the Year: Greg Sutton – Montreal Impact
Rookie of the Year: Cam Weaver – Seattle Sounders
Coach of the Year: Mike Anhaeuser – Charleston Battery
Defender of the Year: Gabriel Gervais – Montreal Impact

2006 All-League Team

First Team	Position
Greg Sutton, Montreal Impact	Goalkeeper
Gabriel Gervais, Montreal Impact	Defender
Geordie Lyall, Vancouver Whitecaps	Defender
Mauricio Segova, Puerto Rico Islanders	Defender
Andrew Gregor, Seattle Sounders	Midfielder
Ben Hollingsworth, Charleston Battery	Midfielder
Luke Kreamalmeyer, Portland Timbers	Midfielder
Zinho, Miami FC Blues	Midfielder
Joey Gjertsen, Vancouver Whitecaps	Forward
Romario, Miami FC Blues	Forward
Cam Weaver, Seattle Sounders	Forward

Leading Scorers	Goals	Assists	Points
Dante Washington, VB	17	6	40
Byron Alvarez, Port	16	4	36
Alan Gordon, Port	17	1	35
Ali Gerba, Tor	15	4	34
Johnny Torres, Mil	11	8	30

Goals	Assists
Romario, Mia 18	Zinho, Mia 10
Cam Weaver, Sea 18	Jamie Dodds, Tor 7
Alen Marcina, PR 13	Joey Gjertsen, Van 7
Joey Gjertsen, Van 12	Leo DiLorenzo, Mon 6
Gavin Ginton, Cha 11	Martin Nash, Van 6

A-LEAGUE 2006 REGULAR SEASON

Leading Goalkeepers	GP	MIN	GA	SO	GAA	Wins
Greg Sutton, Mon	14	1,260	7	9	0.50	7
Andrew Weber, Mon	14	1,260	8	7	0.57	8
Scott Vallow, Roc	28	2,520	21	14	0.75	13
Dusty Hudock, Cha	20	1,800	16	9	0.80	11
Tony Craig, Van	23	2,070	25	7	1.09	10

Home Attendance	G	Total	Avg.
Montreal	14	161,762	11,554
Rochester	14	140,892	10,064
Portland	14	78,048	5,575
Puerto Rico	14	75,328	5,381
Vancouver	14	71,191	5,085
Seattle	14	53,562	3,826
Charleston	14	50,791	3,628
Minnesota	14	36,553	2,611
Atlanta	14	32,177	2,298
Virginia Beach	14	30,413	2,172
Miami	14	29,037	2,074
Toronto	14	24,245	1,732
LEAGUE	168	783,999	4,667



A-LEAGUE 2006 REGULAR SEASON

															CARDS	
<u>NO</u>	<u>NAME</u>	<u>POS</u>	<u>GP</u>	<u>GS</u>	<u>MIN</u>	<u>G</u>	<u>A</u>	<u>PTS</u>	<u>FG</u>	<u>WG</u>	<u>PKA</u>	<u>PKS</u>	<u>SHT</u>	<u>FLS</u>	<u>C</u>	<u>E</u>
7	DELICÂTE, Matthew	F	28	20	1,869	8	3	19	4	3	0	0	45	44	4	0
10	MENYONGAR, Johnny	M	22	19	1,627	5	2	12	2	2	2	2	24	32	1	0
13	BALL, John	M	27	23	2,007	4	4	12	1	1	0	0	36	39	6	0
8	EDOZIEN, Connally	F	22	7	841	4	0	8	1	0	1	0	25	23	1	0
9	HOWES, Greg	M	25	19	1,820	4	0	8	2	3	0	0	38	32	4	0
23	GEBEKE, Charles	F	21	10	929	2	1	5	0	0	0	0	35	42	5	0
18	LINES, Aaran	M	22	14	1,359	1	3	5	0	0	0	0	17	35	5	0
22	STEELE, Jonny	M	12	8	715	1	2	4	1	1	0	0	13	16	1	0
35	MARTINEZ, Rey	M	12	5	529	1	1	3	0	0	0	0	17	9	1	0
4	BERTZ, Kenney	D	26	26	2,285	1	1	3	0	1	0	0	11	36	4	0
15	SANFILIPPO, Frankie	D	26	25	2,295	0	3	3	0	0	0	0	7	32	1	0
20	PALGUTA, Scott	D	28	17	2,330	0	3	3	0	0	0	0	10	30	3	0
21	BAGLEY, Chris	M	6	3	284	1	0	2	0	0	0	0	10	3	0	0
2	LEWIS, Ricky	D	11	7	580	1	0	2	0	1	0	0	4	16	4	0
27	BONSEU, Tenywa	M	21	17	1,348	0	1	1	0	0	0	0	11	20	3	0
25	HANNIGAN, Patrick	GK	0	0	0	0	0	0	0	0	0	0	0	0	0	1
17	SEVERS, Chad	M	2	0	17	0	0	0	0	0	0	0	0	1	0	0
5	TAYLOR, Kevin	D	3	0	46	0	0	0	0	0	0	0	1	2	0	0
31	DOMBROWSKI, Neil	F	6	2	247	0	0	0	0	0	0	0	2	5	0	0
28	BOLTON, Josh	D	4	3	263	0	0	0	0	0	0	0	1	5	0	0
29	KRAMER, Danny	M	10	5	392	0	0	0	0	0	0	0	4	3	0	0
11	DaSILVA, Edivaldo	M	6	6	430	0	0	0	0	0	0	0	5	3	0	0
12	PERRY, Jason	D	11	6	554	0	0	0	0	0	0	0	0	8	3	0
30	AMBERSLEY, Mike	M	18	10	924	0	0	0	0	0	0	0	7	9	1	0
26	CRAFT, Nate	M	19	18	1,498	0	0	0	0	0	0	0	5	28	3	0
24	VALLOW, Scott	GK	28	28	2,520	0	0	0	0	0	0	0	0	0	0	0
TOTALS			416	298	2,520	33	24	90	11	12	3	2	328	473	50	1

												<u>RECORD</u>				<u>SHOTS</u>		
<u>NO</u>	<u>GOALKEEPER</u>	<u>GP</u>	<u>GS</u>	<u>MIN</u>	<u>GA</u>	<u>SVS</u>	<u>GAA</u>	<u>SO</u>	<u>W</u>	<u>L</u>	<u>T</u>	<u>FACED</u>	<u>PK</u>	<u>PKG</u>				
24	VALLOW, Scott	28	28	2520	21	106	0.75	14	13	4	11	315	4	3				
TOTALS		28	28	2520	21	106	0.75	14	13	4	11	315	4	3				

<u>RECORD</u>	<u>GP</u>	<u>W</u>	<u>L</u>	<u>T</u>	<u>SCORING</u>	<u>1st</u>	<u>2nd</u>	<u>TOT</u>	<u>SHOTS</u>	<u>TOTAL</u>
RHINOS	28	13	4	11	RHINOS	5	29	34	RHINOS	328
OPPONENTS	28	4	13	11	OPPONENTS	8	13	21	OPPONENTS	315

<u>ADDITIONAL STATISTICS</u>										
<u>RHINOS WHEN:</u>	<u>W-L-T</u>	<u>RHINOS</u>						<u>OPPONENTS</u>		
Scoring First Goal	10-0-3	164	CORNER KICKS					143		
Allowing First Goal	3-4-2	3	PENALTY KICKS					3		
Outshooting Opponent	6-2-2	2	PENALTY KICKS SCORED					3		
Shots are Tied	2-0-2	111	OFFSIDES					53		
Outshot by Opponent	5-2-7	473	FOULS					374		
Leading at Halftime	2-0-2	50	CAUTIONS					48		
Tied at Halftime	9-1-7	1	EJECTIONS					3		
Trailing at Halftime	2-3-2									

A-LEAGUE 2006 REGULAR SEASON

Game	Date	Opponent	Score	Result	Record	GK	Goals	Attendance
1	5/5	@ Miami	3-0	W	1-0-0	Vallow	Ball (2), Gbeke	3,341
2	5/7	@ Puerto Rico	1-0	W	2-0-0	Vallow	Own Goal	5,125
3	5/13	@ Toronto	2-0	W	3-0-0	Vallow	Delicâte, Ball	2,129
4	5/17	@ Seattle	2-1	W	4-0-0	Vallow	Delicâte, Howes	2,017
5	5/19	@ Portland	1-0	W	5-0-0	Vallow	Delicâte	3,875
6	5/22	@ Vancouver	0-0	T	5-0-1	Vallow	None	4,839
7	5/27	@ Virginia Beach vs. VIRGINIA BEACH	0-0	T	5-0-2	Vallow	None	2,438
8	6/3	@ Virginia Beach	2-2	T	5-0-3	Vallow	Gbeke, Menyongar	13,768
9	6/9	vs. PORTLAND	0-0	T	5-0-4	Vallow	None	2,676
10	6/17	vs. MONTREAL	2-2	T	5-0-5	Vallow	Edozien, Delicâte	9,174
11	6/24	@ Montreal	0-1	L	5-0-6	Vallow	None	10,043
12	6/28	vs. VANCOUVER	0-1	L	5-1-6	Vallow	None	11,369
13	7/3	vs. CHARLESTON	2-0	W	6-1-6	Vallow	Steele, Delicâte	11,119
14	7/8	vs. NEW HAMPSHIRE	1-2	L	6-2-6	Vallow	Ball	8,397
USOC	7/12	vs. MIAMI	5-1	W	N/A	Vallow	Ball, Delicâte, Gbeke, Edozien, Lines	5,412
15	7/14	vs. TORONTO	5-4	W	7-2-6	Vallow	Delicâte, Edozien (2), Howes, Lewis	10,098
16	7/21	vs. SHEFFIELD WED.	1-1	T	7-2-7	Vallow/ Hannigan	Menyongar	9,232
EX	7/22	vs. SEATTLE	0-2	L	N/A	None	None	6,289
17	7/28	vs. NEW ENGLAND	2-1	W	8-2-7	Vallow	Delicâte, Menyongar	10,403
USOC	8/2	vs. ATLANTA	0-0	T (5- 4pk)	N/A	Vallow	None	9,503
18	8/5	@ Montreal	1-0	W	9-2-7	Vallow	Howes	9,686
19	8/9	vs. MONTREAL	0-2	L	9-3-7	Vallow	None	13,450
20	8/11	@ Minnesota	1-0	W	10-3-7	Vallow	Delicâte	11,069
21	8/13	vs. TORONTO	0-1	L	10-4-7	Vallow	None	2,133
22	8/18	@ Toronto	1-1	T	10-4-8	Vallow	Martinez	10,312
23	8/20	vs. PUERTO RICO vs. VIRGINIA BEACH	1-1	T	10-4-9	Vallow	Lines	1,054
24	8/26	@ Atlanta	1-1	T	10-4-10	Vallow	Edozien	8,920
25	9/1	vs. MINNESOTA	2-0	W	11-4-10	Vallow	Howes, Menyongar	8,996
26	9/2	@ Charleston	2-1	W	12-4-10	Vallow	Bagley, Bertz	2,492
27	9/9		1-0	W	13-4-10	Vallow	Menyongar	9,675
28	9/10		0-0	T	13-4-11	Vallow	None	4,311

14 Home GP

Home Attendance Totals (USL1 Regular season games) 140,892
Home Average Attendance (USL1 Regular season games): 10,063

14 Road GP

Road Attendance Totals: 61,249
Road Average Attendance: 4,374

RHINOS VS. THE FIRST DIVISION

TEAM	GP	GR	HOME	ROAD	TOTAL	PTS	GF	GA
ATLANTA	2	0	1-0-0	1-0-0	2-0-0	6	3	1
CHARLESTON	2	0	0-1-0	0-0-1	0-1-1	1	1	2
MIAMI	2	0	1-0-0	1-0-0	2-0-0	6	8	4
MINNESOTA	2	0	1-0-0	0-1-0	1-1-0	3	1	1
MONTREAL	4	0	1-0-1	0-2-0	1-2-1	4	1	3
PORTLAND	2	0	0-0-1	1-0-0	1-0-1	4	3	2
PUERTO RICO	2	0	0-0-1	1-0-0	1-0-1	4	2	1
SEATTLE	2	0	1-0-0	1-0-0	2-0-0	6	4	2
TORONTO	4	0	0-0-2	1-0-1	1-0-3	6	5	3
VIRGINIA BEACH	4	0	1-0-1	0-0-2	1-0-3	6	4	2
VANCOUVER	2	0	1-0-0	0-0-1	1-0-1	3	2	0
TOTALS	28	0	7-1-6	6-3-5	13-4-11	50	34	21

USL First Division 2007 REGULAR SEASON

USL First Division	Overall						Home					Away					
	Pts	GP	W	L	T	GF	GA	W	L	T	GF	GA	W	L	T	GF	GA
Seattle Sounders	54	28	16	6	6	37	23	9	3	2	20	9	7	3	4	17	14
Portland Timbers	51	28	14	5	9	32	18	8	0	6	19	6	6	5	3	13	12
Montreal Impact	50	28	14	6	8	32	21	7	3	4	15	8	7	3	4	17	13
Atlanta Silverbacks	43	28	12	9	7	40	30	8	3	3	26	13	4	6	4	14	17
Rochester Raging Rhinos	42	28	12	10	6	39	36	8	4	2	25	16	4	6	4	14	20
Puerto Rico Islanders	40	28	10	8	10	35	34	7	2	5	23	16	3	6	5	12	18
Vancouver Whitecaps	39	28	9	7	12	27	24	5	3	6	15	13	4	4	6	12	11
Carolina RailHawks	32	28	8	12	8	24	34	4	4	6	10	10	4	8	2	14	24
Miami FC	31	28	9	15	4	31	41	5	7	2	17	22	4	8	2	14	19
Charleston Battery	30	28	8	14	6	32	39	6	3	5	17	11	2	11	1	15	28
Minnesota Thunder	26	28	5	12	11	32	35	3	7	4	20	18	2	5	7	12	17
California Victory	19	28	4	17	7	17	43	2	10	2	7	22	2	7	5	10	21

Quarterfinals (Two-leg aggregate series)

First Round

Sept. 14 Carolina 0-2 Seattle

Sept. 16 Seattle 1-0 Carolina

Seattle advance on 3-0 aggregate

Sept. 14 Atlanta 2-1 Rochester

Sept. 16 Rochester 1-1 Atlanta

Atlanta advances on 3-2 aggregate

Sept. 14 Montreal 3-2 Puerto Rico

Sept. 16 Puerto Rico 3-0 Montreal

Puerto Rico advance on 5-3 aggregate

Sept. 14 Vancouver 1-0 Portland

Sept. 16 Portland 3-0 Vancouver

Portland advance on 3-1 aggregate

Semifinals

Sept. 21 Puerto Rico 1-2 Seattle

Sept. 23 Seattle 0-1* Puerto Rico

aggregate drawn 1-1 after extra time

Seattle advance on penalty kicks, 4-2

Sept. 21 Atlanta 1-1 Portland

Sept. 23 Portland 0-0* Atlanta

aggregate drawn 1-1 after extra time

Atlanta advance on penalty kicks, 3-1

USL First Division Championship

Sept. 29 Seattle 4-0 Atlanta



USL First Division 2007 REGULAR SEASON

2007 A-League Honors

A-League Champions: Seattle Sounders
Runner-Up: Atlanta Silverbacks
MVP: Sebastian LeToux, Seattle Sounders
Leading goal scorer: Sebastian LeToux – Seattle Sounders
Goalkeeper of the Year: Josh Wicks – Portland Timbers
Rookie of the Year: Jay Needham – Puerto Rico Islanders
Coach of the Year: Gavin Wilkinson – Portland Timbers
Defender of the Year: David Hayes – Atlanta Silverbacks

2007 All-League Team

First Team	Position
Josh Wicks, Portland Timbers	Goalkeeper
David Hayes, Atlanta Silverbacks	Defender
Cameron Knowles, Portland Timbers	Defender
Gabriel Gervais, Montreal Impact	
Stephen Armstrong, Charleston Battery	Midfielder
Andrew Gregor, Portland Timbers	Midfielder
Martin Nash, Vancouver Whitecaps	Midfielder
Zinho, Miami FC Blues	Midfielder
Daniel Anotoniuk, Atlanta Silverbacks	Forward
Hamed Diallo, Rochester Rhinos	Forward
Sebastian LeToux, Seattle Sounders	Forward

Leading Scorers	Goals	Assists	Points
Daniel Antoniuk, Atl	7	9	23
Sebastian LeToux, Sea	10	2	22
Andrew Gregor, Port	8	5	21
Roger Levesque, Sea	8	5	21
Charles Gbeke, Mon	10	1	21

Goals		Assists	
Romario, Mia	18	Daniel Antoniuk, Atl	9
Cam Weaver, Sea	18	Hugo Alcraz-Cuellar, Sea	8
Alen Marcina, PR	13	Martin Nash, Van	6
Joey Gjertsen, Van	12	Seven tied with	5
Gavin Ginton, Cha	11		

USL First Division 2007 REGULAR SEASON

Leading Goalkeepers	GP	MIN	GA	SO	GAA	Wins
Josh Wicks, Port	27	2,382	16	14	0.60	13
Matthew Jordan, Mon	19	1,665	12	11	0.64	10
Chris Eylander, Sea	26	2,294	21	13	0.82	14
Ryan McIntosh, Atl	15	1,459	13	6	0.86	9
Chris McClellan, Car	15	2,250	25	12	1.00	8

Home Attendance	G	Total	Avg.
Montreal	14	154,497	11,036
Rochester	14	130,700	9,336
Portland	14	95,592	6,828
Vancouver	14	72,264	5,162
Carolina	14	71,735	5,124
Puerto Rico	14	66,143	4,725
Charleston	14	55,550	3,968
Seattle	14	46,545	3,325
Minnesota	14	44,110	3,151
Atlanta	14	36,003	2,572
California	14	15,619	1,116
Miami	14	12,828	916
LEAGUE	168	801,586	4,771

USL First Division 2007 REGULAR SEASON

NO	NAME	POS	GP	GS	MIN	G	A	PTS	GWG	PKA	PKS	SHT	FLS	CARDS	
														C	E
11	DIALLO, Hamed	F	22	18	1,548	9	2	20	1	0	0	43	35	2	0
10	MENYONGAR, Johnny	M	28	27	2,284	6	5	17	2	2	1	45	58	4	0
7	DELICÂTE, Matthew	F	19	17	1,442	6	1	13	2	0	0	29	18	0	0
35	MARTINEZ, Rey	M	14	1	696	3	4	10	2	0	0	9	14	3	0
20	SEVERS, Chad	F	14	9	785	3	1	7	0	0	0	14	7	1	0
17	PALGUTA, Scott	D	28	28	2,477	2	4	8	1	0	0	17	36	1	0
13	BALL, John	M	23	19	1,718	2	2	6	0	0	0	30	31	5	0
21	AMBERSLEY, Mike	F	14	7	764	2	1	5	1	0	0	13	13	2	0
18	LINES, Aaran	M	21	17	1,469	1	3	5	0	0	0	15	21	2	0
27	BONSEU, Tenywa	D	25	20	1,822	2	0	4	1	0	0	17	24	4	1
4	BERTZ, Kenney	D	20	19	1,716	1	1	3	1	0	0	9	31	5	0
9	HOLMES, Jamie	F	4	1	105	1	0	2	1	0	0	6	2	0	0
16	SCHEUFELE, P.J.	M	7	3	269	1	0	2	0	0	0	4	3	0	0
29	KRAMER, Danny	M	17	6	696	0	1	1	0	0	0	5	8	0	0
6	SHIRLEY-BLACK, Stephen	M	20	17	1,363	0	1	1	0	0	0	9	30	5	0
8	NOVAK, Kevin	D	22	19	1,586	0	1	1	0	0	0	5	23	2	0
30	HARRISON, Chase	GK	18	18	1,620	0	1	1	0	0	0	0	0	0	0
15	WILEMAN, Ryan	M	5	0	73	0	0	0	0	0	0	3	4	0	0
23	LOERA, Alfonso	D	2	1	135	0	0	0	0	0	0	0	3	1	0
1	SANTOS, Nuno	GK	2	2	180	0	0	0	0	0	0	0	0	0	0
24	VALLOW, Scott	GK	8	8	720	0	0	0	0	0	0	0	2	2	0
28	BOLTON, Josh	M	14	4	560	0	0	0	0	0	0	7	11	2	1
26	CRAFT, Nate	D	12	9	574	0	0	0	0	0	0	0	9	1	0
12	PERRY, Jason	D	10	8	591	0	0	0	0	0	0	0	8	1	0
22	BURNS, Kevin	M	17	14	1,149	0	0	0	0	0	0	9	15	3	0
3	ALOISI, Chris	D	19	16	1,352	0	0	0	0	0	0	3	21	5	0
TOTALS			28	28	2,520	39	28	106	12	2	1	292	427	51	2

NO	GOALKEEPER	GP	GS	MIN	GA	SVS	GAA	RECORD				SHOTS		
								SO	W	L	T	FACED	PK	PKG
24	VALLOW, Scott	8	8	720	6	43	0.75	5	5	3	0	98	0	0
30	HARRISON, Chase	18	18	1,620	23	83	1.28	2	7	5	6	220	0	0
1	SANTOS, Nuno	2	2	180	7	8	3.50	0	0	2	0	30	1	1
TOTALS		28	28	2,520	36	134	1.84	7	12	10	6	348	1	1

RECORD	GP	W	L	T	SCORING	1 st	2 nd	TOT	SHOTS	TOTAL
HOME	14	8	4	2	RHINOS	19	20	39	RHINOS	292
ROAD	14	4	6	4	OPPONENTS	20	16	36	OPPONENTS	348
TOTALS	28	12	10	6						

RHINOS WHEN:	W-L-T	RHINOS	ADDITIONAL STATISTICS	OPPONENTS
Scoring First Goal	11-0-1	137	CORNER KICKS	115
Allowing First Goal	1-10-5	2	PENALTY KICKS	1
Outshooting Opponent	2-3-1	1	PENALTY KICKS SCORED	1
Shots are Tied	5-0-0	97	OFFSIDES	70
Outshot by Opponent	5-7-5	427	FOULS	382
Leading at Halftime	9-0-1	51	CAUTIONS	51
Tied at Halftime	3-2-2	2	EJECTIONS	1
Trailing at Halftime	0-8-3			

USL First Division 2007 REGULAR SEASON

Game	Date	Opponent	Score	Result	Record	GK	Goals	Attendance
1	4/13	@ Puerto Rico	1-2	L	0-1-0	Vallow	Diallo	6,864
2	4/15	@ Miami	1-0	W	1-1-0	Vallow	Bertz	800
3	5/4	VANCOUVER	1-1	T	1-1-1	Harrison	Palguta	9,107
4	5/6	@ Charleston	1-1	T	1-1-2	Harrison	Menyongar	2,975
5	5/12	@ California	3-1	W	2-1-2	Harrison	Menyongar, Palguta, Martinez	1,017
6	5/13	@ Portland	2-0	L	2-2-2	Harrison	--	3,041
7	5/18	@ Seattle	1-1	T	2-2-3	Harrison	Menyongar	2,209
8	5/20	@ Vancouver	1-3	L	2-3-3	Harrison	Menyongar	5,073
9	5/27	MIAMI	2-0	W	3-3-3	Harrison	Delicâte (2)	8,757
10	6/1	@ Miami	1-0	W	4-3-3	Harrison	Ambersley	483
11	6/3	@ Puerto Rico	1-1	T	4-3-4	Harrison	Diallo	5,193
12	6/8	@ Carolina	2-2	T	4-3-5	Harrison	Ambersley, Delicâte	5,147
13	6/9	PORTLAND	2-1	W	5-3-5	Harrison	Lines, Delicâte	10,042
<i>USOC</i>	6/12	LONG ISLAND	1-0	W	1-0	Harrison	Delicâte	3,721
14	6/17	CHARLESTON	5-2	W	6-3-5	Harrison	Delicâte, Bonseu, Diallo, Ball, Martinez	8,206
15	6/22	CALIFORNIA	1-1	T	6-3-6	Harrison	Diallo	8,331
<i>USOC</i>	6/26	WESTERN MASS	2-1	W (OT)	2-0	Harrison	Delicâte, Lines	3,125
16	6/29	ATLANTA	0-2	L	6-4-6	Harrison	--	9,972
17	7/3	SEATTLE	0-1	L	6-5-6	Harrison	--	7,856
18	7/6	CAROLINA	2-1	W	7-5-6	Harrison	Diallo (2)	9,778
<i>USOC</i>	7/10	NEW ENGLAND	2-4	L	2-1	Santos	Diallo (2)	8,885
19	7/14	@ Atlanta	1-4	L	7-6-6	Santos	Severs	2,279
20	7/21	SEATTLE	2-3	L	7-7-6	Santos	Scheufele, Diallo	8,707
21	7/28	MINNESOTA	4-2	W	8-7-6	Harrison	Diallo (2), Bonseu, Severs	8,229
22	8/5	@ Montreal	0-1	L	8-8-6	Harrison	--	11,587
23	8/10	CAROLINA	2-0	W	9-8-6	Vallow	Holmes, Ball	10,029
24	8/12	PUERTO RICO	2-0	W	10-8-6	Vallow	Menyongar, Severs	8,051
25	8/18	@ Minnesota	1-0	W	11-8-6	Vallow	Menyongar	1,741
26	8/24	MONTREAL	0-2	L	11-9-6	Vallow	--	11,187
27	8/31	@ Montreal	0-2	L	11-10-6	Vallow	--	12,723
28	9/8	MONTREAL	2-0	W	12-10-6	Vallow	Martinez, Delicâte	12,448

14 Home GP

Home Attendance Totals (USL-1 Regular season games): 130,700
Home Average Attendance (USL-1 Regular season games): 9,336

14 Road GP

Road Attendance Totals: 60,859
Road Average Attendance: 4,347

RHINOS vs. FIRST DIVISION

TEAM	GP	GR	HOME	ROAD	TOTAL	PTS	GF	GA
ATLANTA	2	0	0-1-0	0-1-0	0-2-0	0	1	6
CALIFORNIA	2	0	0-0-1	1-0-0	1-0-1	4	4	2
CAROLINA	3	0	2-0-0	0-0-1	2-0-1	7	6	3
CHARLESTON	2	0	1-0-0	0-0-1	1-0-1	4	6	3
MIAMI	3	0	1-0-0	2-0-0	3-0-0	9	4	0
MINNESOTA	2	0	1-0-0	1-0-0	2-0-0	6	5	2
MONTREAL	4	0	1-1-0	0-2-0	1-3-0	3	2	5
PORTLAND	2	0	1-0-0	0-1-0	1-1-0	3	2	3
PUERTO RICO	3	0	1-0-0	0-1-1	1-1-1	4	4	3
SEATTLE	3	0	0-2-0	0-0-1	0-2-1	1	3	5
VANCOUVER	2	0	0-0-1	0-1-0	0-1-1	1	2	4
TOTALS	28	0	8-4-2	4-6-4	12-10-6	42	39	36

USL First Division 2008 REGULAR SEASON

USL First Division	Pts	GP	W	L	T	GF	GA
Puerto Rico Islanders	54	30	15	9	6	43	23
Vancouver Whitecaps	53	30	15	8	7	34	28
Montreal Impact	42	30	12	6	12	33	28
Rochester Rhinos	41	30	11	9	10	35	32
Charleston Battery	40	30	10	7	12	34	36
Seattle Sounders	40	30	11	10	10	37	36
Minnesota Thunder	39	30	9	9	11	40	38
Carolina RailHawks	37	30	9	10	11	34	43
Miami FC Blues	34	30	8	10	12	28	34
Atlanta Silverbacks	34	30	8	10	12	37	50
Portland Timbers	31	30	7	10	13	26	33

2008 USL First Division Award Winners

2008 PLAYOFFS

*-after extra time

Quarterfinals (Two-leg aggregate series)

Puerto Rico receive a bye

Sept. 26 Rochester 2-0 Charleston

Sept. 28 Charleston 1-0 Rochester

Rochester advance on 2-1 aggregate

Sept. 26 Seattle 2-1 Montreal

Sept. 28 Montreal 3-1 Seattle

Montreal advance on 4-3 aggregate

Sept. 26 Vancouver 2-0 Minnesota

Sept. 28 Minnesota 4-3 Vancouver

Vancouver advance on 5-4 aggregate

Semifinals

Oct. 3 Rochester 2-0 Puerto Rico

Oct. 5 Puerto Rico 3-0* Rochester

Puerto Rico advance 3-2 aggregate after extra time

Oct. 3 Montreal 1-0 Vancouver

Oct. 3 Vancouver 2-0 Montreal

Vancouver advance on 2-1 aggregate

USL First Division Championship

Oct. 12 Vancouver 2-1 Puerto Rico

A-League Champions: Vancouver Whitecaps

Runner-Up: Puerto Rico Islanders

Most Valuable Player: Jonathan Steele, Puerto Rico

Goalkeeper of the Year: Bill Gaudette, Puerto Rico

Defender of the Year: Cristian Arrieta, Puerto Rico

Rookie of the Year: Osvaldo Alonso, Charleston

Coach of the Year: Colin Clarke, Puerto Rico

USL First Division All-League First Team

GK	Bill Gaudette	Puerto Rico Islanders
D	Cristian Arrieta	Puerto Rico Islanders
D	Taylor Graham	Seattle Sounders
D	David Hayes	Atlanta Silverbacks
D	Nevio Pizzolitto	Montreal Impact
M	Osvaldo Alonso	Charleston Battery
M	Stephen deRoux	Minnesota Thunder
M	Martin Nash	Vancouver Whitecaps
M	Jonathan Steele	Puerto Rico Islanders
F	Alex Afonso	Miami FC Blues
F	Macoumba Kandji	Atlanta Silverbacks

USL First Division All-League Second Team

GK	Matt Jordan	Montreal Impact
D	Wesley Charles	Vancouver Whitecaps
D	Takashi Hirano	Vancouver Whitecaps
D	Cameron Knowles	Portland Timbers
D	Scott Palguta	Rochester Rhinos
M	Leonardo Di Lorenzo	Montreal Impact
M	Johnny Menyongar	Rochester Rhinos
M	Ricardo Sanchez	Minnesota Thunder
M	Matt Watson	Carolina RailHawks
F	Sebastien Le Toux	Seattle Sounders
F	Eduardo Sebrango	Vancouver Whitecaps

USL First Division 2008 REGULAR SEASON 2008 All-League Team

First Team	Position
Bill Gaudette, Puerto Rico Islanders	Goalkeeper
Cristian Arietta, Puerto Rico Islanders	Defender
Taylor Graham, Seattle Sounders	Defender
David Hayes, Atlanta Silverbacks	Defender
Nevio Pizzolitto, Montreal Impact	Defender
Oswaldo Alonso, Charleston Battery	Midfielder
Martin Nash, Vancouver Whitecaps	Midfielder
Stephen DeRoux, Minnesota Thunder	Midfielder
Jonathan Steele, Puerto Rico Islanders	Midfielder
Alex Afonso, Miami FC Blues	Forward
Macoumba Kandji, Atlanta Silverbacks	Forward

Leading Scorers	Goals	Assists	Points
Alex Afonso, Mia	15	4	34
Sebastian LeToux, Sea	14	4	32
Kandji Macoumba, Atl	11	5	27
Eduardo Sebrango, Van	12	3	27
Ricardo Sanchez, Minn	10	4	24

Goals		Assists	
Alex Afonso, Mia	15	Jonathan Steele, PR	11
Sebastian LeToux, Sea	14	Luke Kreamalmeyer, Roc	9
Eduardo Sebrango, Van	12	seven tied at 5	
Macoumba Kandji, Atl	11		
Melvin Tarley, Min	10		
Ricardo Sanchez, Min	10		

Leading Goalkeepers	GP	MIN	GA	SO	GAA	Wins
Matt Jordan, Mon	25	2,250	19	9	0.76	10
Bill Gaudette, PR	27	2,430	23	10	0.85	14
Jay Nolly, Van	23	2,070	24	9	1.04	12
Scott Vallow, Roc	29	2,610	31	10	1.06	11
Dusty Hudock, Cha	22	1,908	24	5	1.13	8

Attendance			
Team	GP	Total	Average
Montreal	15	190,440	12,696
Portland	15	128,509	8,567
Rochester	15	109,693	7,313
Vancouver	15	74,989	4,999
Puerto Rico	15	65,579	4,372
Charleston	15	59,879	3,992
Carolina	15	58,204	3,880
Minnesota	15	53,599	3,573
Seattle	15	50,112	3,341
Atlanta	15	34,214	2,281
Miami	15	25,512	1,701
Total		850,730	5,156



**USL First Division
2008 REGULAR SEASON
2008 All-League Team**

First Team	Position
Bill Gaudette, Puerto Rico Islanders	Goalkeeper
Cristian Arietta, Puerto Rico Islanders	Defender
Taylor Graham, Seattle Sounders	Defender
David Hayes, Atlanta Silverbacks	Defender
Nevio Pizzolitto, Montreal Impact	Defender
Oswaldo Alonso, Charleston Battery	Midfielder
Martin Nash, Vancouver Whitecaps	Midfielder
Stephen DeRoux, Minnesota Thunder	Midfielder
Jonathan Steele, Puerto Rico Islanders	Midfielder
Alex Afonso, Miami FC Blues	Forward
Macoumba Kandji, Atlanta Silverbacks	Forward

Leading Scorers	Goals	Assists	Points
Alex Afonso, Mia	15	4	34
Sebastian LeToux, Sea	14	4	32
Kandji Macoumba, Atl	11	5	27
Eduardo Sebrango, Van	12	3	27
Ricardo Sanchez, Minn	10	4	24

Goals		Assists	
Alex Afonso, Mia	15	Jonathan Steele, PR	11
Sebastian LeToux, Sea	14	Luke Kreemalmeyer, Roc	9
Eduardo Sebrango, Van	12	seven tied at 5	
Macoumba Kandji, Atl	11		
Melvin Tarley, Min	10		
Ricardo Sanchez, Min	10		

Leading Goalkeepers	GP	MIN	GA	SO	GAA	Wins
Matt Jordan, Mon	25	2,250	19	9	0.76	10
Bill Gaudette, PR	27	2,430	23	10	0.85	14
Jay Nolly, Van	23	2,070	24	9	1.04	12
Scott Vallow, Roc	29	2,610	31	10	1.06	11
Dusty Hudock, Cha	22	1,908	24	5	1.13	8

Attendance			
Team	GP	Total	Average
Montreal	15	190,440	12,696
Portland	15	128,509	8,567
Rochester	15	109,693	7,313
Vancouver	15	74,989	4,999
Puerto Rico	15	65,579	4,372
Charleston	15	59,879	3,992
Carolina	15	58,204	3,880
Minnesota	15	53,599	3,573
Seattle	15	50,112	3,341
Atlanta	15	34,214	2,281
Miami	15	25,512	1,701
Total		850,730	5,156



USL First Division 2008 REGULAR SEASON

CARDS

<u>NO</u>	<u>NAME</u>	<u>POS</u>	<u>GP</u>	<u>GS</u>	<u>MIN</u>	<u>G</u>	<u>A</u>	<u>PTS</u>	<u>GWG</u>	<u>PKA</u>	<u>PKS</u>	<u>SHT</u>	<u>FLS</u>	<u>C</u>	<u>E</u>
10	MENYONGAR, Johnny	M	30	27	2409	6	5	17	4	0	0	36	28	4	0
4	KREAMALMEYER, Luke	M/D	30	28	2390	4	9	17	2	0	0	27	19	1	0
9	DELICATE, Matthew	F	28	18	1707	5	3	13	1	0	0	33	32	1	0
8	SALLES, Mauricio	F	22	19	1625	5	2	12	1	1	1	49	25	4	0
15	ZE ROBERTO	M	15	14	1186	3	2	8	0	0	0	9	19	3	0
12	GREGOR, Andrew	M	14	10	832	2	1	5	1	0	0	10	12	3	0
16	EARLS, Danny	M	19	19	1619	1	3	5	0	0	0	5	12	1	0
17	PALGUTA, Scott	D	25	25	2250	2	0	4	0	0	0	8	36	7	0
18	SMITH, Ross	D	15	15	1192	2	0	4	1	0	0	8	20	4	0
6	FITZPATRICK, Tiger	M	27	27	1412	1	1	3	0	0	0	15	32	3	0
11	ANTUNEZ, Daniel	D	8	8	640	1	0	2	1	0	0	2	11	1	0
23	LOERA, Alfonso	D	17	15	1196	1	0	2	0	0	0	5	16	1	1
25	HEINS, Ryan	D	7	2	271	1	0	2	0	0	0	5	8	0	0
7	GUPPY, Steve	M	21	19	1502	0	2	2	0	0	0	16	15	3	1
35	MARTINEZ, Rey	M	7	0	76	0	1	1	0	0	0	0	3	0	0
13	BALL, John	M	27	20	1862	0	0	0	0	0	0	5	27	3	1
2	CRAFT, Nate	M/D	13	10	821	0	0	0	0	0	0	0	7	0	0
27	BONSEU, Tenywa	D	12	8	720	0	0	0	0	0	0	2	5	2	0
21	MILWARD, Evan	F	11	2	211	0	0	0	0	0	0	3	6	0	0
20	SEVERS, Chad	F	9	0	64	0	0	0	0	0	0	1	1	0	0
11	DIALLO, Hamed	F	8	5	474	0	0	0	0	1	0	6	11	0	0
44	BERTZ, Ken	D	5	2	245	0	0	0	0	0	0	1	6	1	0
12	CHARLES, Atiba	D	5	5	346	0	0	0	0	0	0	1	7	0	0
3	SEMBALUK, Leigh	F	4	0	86	0	0	0	0	0	0	0	0	0	0
35	MARCINA, ALEN	F	4	2	139	0	0	0	0	0	0	2	1	0	0
5	REYES, J.P.	M/D	3	1	63	0	0	0	0	0	0	0	0	0	0
22	LOREI, Andrew	F	2	0	12	0	0	0	0	0	0	0	0	0	0
16	MARPLES, Nigel	D	1	0	45	0	0	0	0	0	0	0	0	0	0
24	VALLOW, Scott	GK	29	29	2610	0	0	0	0	0	0	0	0	1	0
1	MELIA, Tim	GK	1	1	90	0	0	0	0	0	0	0	0	0	0
	Own Goal					1									
TOTALS			30			35	29	97	11	2	1	249	359	43	3

<u>NO</u>	<u>GOALKEEPER</u>	<u>GP</u>	<u>GS</u>	<u>MIN</u>	<u>GA</u>	<u>SVS</u>	<u>GAA</u>	<u>SO</u>	<u>W</u>	<u>L</u>	<u>D</u>	<u>FACED</u>	<u>PKF</u>	<u>PKG</u>
24	VALLOW, Scott	29	29	2610	31	94	1.07	10	11	9	9	308	2	2
1	MELIA, Tim	1	1	90	1	3	1.00	0	0	1	0	12	0	0
TOTALS		30	30	2700	32	97	1.07	10	11	10	9	320	2	2

<u>RECORD</u>	<u>GP</u>	<u>W</u>	<u>L</u>	<u>D</u>	<u>SCORING</u>	<u>1ST</u>	<u>2ND</u>	<u>TOT</u>	<u>SHOTS</u>	<u>TOT</u>
HOME	15	7	3	5	RHINOS	17	18	35	RHINOS	249
ROAD	15	4	7	4	OPP	15	17	32	OPP	320
TOTALS	30	11	10	9						

ADDITIONAL STATISTICS

<u>RHINOS WHEN</u>	<u>W</u>	<u>L</u>	<u>D</u>	<u>RHINOS</u>	<u>OPP</u>
SCORING FIRST GOAL	10	0	3	164	CORNER KICKS 142
ALLOWING FIRST GOAL	1	10	3	61	OFFSIDES 78
OUTSHOOTING OPP	6	2	3	2	PENALTY KICKS 2
SHOTS TIED	0	0	1	2	PKs SCORED 2
OUTSHOT BY OPP	5	8	5	350	FOULS 203
LEADING AT HALFTIME	10	0	1	43	CAUTIONS 42
TIED AT HALFTIME	0	4	6	3	EJECTIONS 2
TRAILING AT HALFTIME	1	6	2		

USL First Division 2008 REGULAR SEASON

GM	DATE	OPPONENT	SCORE	W/L/D	RECORD	GOAL SCORERS	GOALKEEPER	SHOTS	ATT
1	5/2	at Charleston	0-2	L	0-1-0	None	Vallow	3-6	3,355
2	5/4	at Minnesota	0-1	L	0-2-0	None	Vallow	1-6	4,215
3	5/8	at Portland	0-0	D	0-2-1	None	Vallow	4-11	7,519
4	5/10	at Vancouver	0-1	L	0-3-1	None	Vallow	3-14	4,762
5	5/14	at Seattle	1-1	D	0-3-2	Palguta	Vallow	17-17	1,861
6	5/17	CHARLESTON	0-1	L	0-4-2	None	Vallow	11-9	7,138
7	5/24	at Carolina	1-1	D	0-4-3	Salles	Vallow	7-9	4,510
8	6/1	PORTLAND	2-1	W	1-4-3	Delicate, Menyongar	Vallow	10-9	5,123
9	6/7	MIAMI FC	0-0	D	1-4-4	None	Vallow	18-15	7,026
10	6/13	VANCOUVER	3-0	W	2-4-4	Salles (2), Menyongar	Vallow	15-12	7,471
11	6/20	CAROLINA	3-3	D	2-4-5	Salles,Palguta, OwnGoal	Vallow	10-6	8,309
12	6/28	at Charleston	1-3	L	2-5-5	Ze Roberto	Vallow	7-16	3,639
13	7/5	VANCOUVER	3-1	W	3-5-5	Ze Roberto(2), Johnny Menyongar	Vallow	13-8	7,356
14	7/11	SEATTLE	1-0	W	4-5-5	Kreamalmeyer	Vallow	10-7	8,167
15	7/13	MIAMI FC	0-0	D	4-5-6	None	Vallow	8-10	7,296
16	7/18	at Seattle	3-1	W	5-5-6	Kreamalmeyer, Gregor, Delicate	Vallow	6-16	2,965
17	7/20	at Minnesota	1-0	W	6-5-6	Menyongar	Vallow	8-11	3,176
18	7/25	MONTREAL	1-1	D	6-5-7	Earls	Vallow	6-14	8,948
19	7/27	at Montreal	2-0	W	7-5-7	Kreamalmeyer, Delicate	Vallow	6-17	13,034
20	8/3	ATLANTA	3-4	L	7-6-7	Gregor, Delicate, Salles	Vallow	12-16	6,852
21	8/8	at Puerto Rico	0-4	L	7-7-7	None	Vallow	5-12	4,303
22	8/10	PUERTO RICO	1-1	D	7-7-8	Loera	Vallow	11-4	6,062
23	8/13	at Montreal	0-1	L	7-8-8	None	Vallow	9-10	10,137
24	8/16	MINNESOTA	3-1	W	8-8-8	Menyongar, Antunez	Vallow	9-11	8,834
24	8/23	ATLANTA	2-0	W	9-8-8	Smith, Fitzpatrick	Vallow	13-9	8,763
25	8/30	at Atlanta	1-0	W	10-8-8	Menyongar	Vallow	3-9	2,417
27	9/6	PORTLAND	2-0	W	11-8-8	Delicate, Heins	Vallow	9-7	6,570
28	9/12	PUERTO RICO	0-2	L	11-9-8	None	Vallow	10-7	5,787
29	9/14	at Carolina	1-1	D	11-9-9	Smith	Vallow	6-10	3,015
30	9/17	at Miami FC	0-1	L	11-10-9	None	Melia	8-12	593

15 = Home Games

ATTENDANCE TOTALS
15 = Road Games

109,702 69,501
AVERAGE PER GAME

7,313

TEAM	OVERALL					HOME					ROAD								
	GP	GR	W	L	D	GF	GA	PTS	GP	GR	W	L	D	GP	GR	W	L	D	
ATLANTA	3	0	2	1	0	6	4	6	2	0	1	1	0	1	0	1	0	0	
CAROLINA	3	0	0	0	3	5	5	3	1	0	0	0	1	2	0	0	0	2	
CHARLESTON	3	0	0	3	0	1	6	0	1	0	0	1	0	2	0	0	2	0	
MIAMI FC	3	0	0	1	2	0	1	2	2	0	0	0	2	1	0	0	1	0	
MINNESOTA	3	0	2	1	0	4	2	6	1	0	1	0	0	2	0	1	1	0	
MONTREAL	3	0	1	1	1	3	2	4	1	0	0	0	1	2	0	1	1	0	
PORTLAND	3	0	2	0	1	4	1	7	2	0	2	0	0	1	0	0	0	1	
PUERTO RICO	3	0	0	2	1	1	7	1	2	0	0	1	1	1	0	0	1	0	
SEATTLE	3	0	2	0	1	5	2	7	1	0	1	0	0	2	0	1	0	1	
VANCOUVER	3	0	2	1	0	6	2	6	2	0	2	0	0	1	0	0	1	0	
TOTALS	30	0	11	10	9	35	32	42	*	15	0	7	3	5	15	0	4	7	4

1 point USL1 deduction for use of ineligible player = 41

USL First Division 2009 REGULAR SEASON

USL First Division	Pts	GP	W	L	T	GF	GA
Portland Timbers	58	30	16	4	10	45	19
Carolina RailHawks	55	30	16	7	7	43	19
Puerto Rico Islanders	53	30	15	7	8	44	31
Charleston Battery	53	30	14	5	11	33	21
Montreal Impact	43	30	12	11	7	32	31
Rochester Rhinos	43	30	11	9	10	34	32
Vancouver Whitecaps	42	30	11	10	9	42	36
Minnesota Thunder	31	30	7	13	10	39	44
Miami FC Blues	29	30	8	17	5	26	52
Austin Aztex (-2)	21	30	5	17	8	28	51
Cleveland City Stars	19	30	4	19	7	22	52

2009 USL First Division Award Winners

2009 PLAYOFFS

*-after extra time

Quarterfinals (Two-leg aggregate series)

Portland receive a bye

Sept. 24 Rochester 2-1 Puerto Rico

Sept. 27 Puerto Rico 4-1 Rochester

Puerto Rico advance on 4-2 aggregate

Sept. 24 Montreal 2-0 Charleston

Sept. 27 Montreal 2-1 Charleston

Montreal advance on 4-1 aggregate

Sept. 24 Vancouver 1-0 Carolina

Sept. 27 Carolina 0-0 Vancouver

Vancouver advance on 1-0 aggregate

Semifinals

Oct. 1 Montreal 2-1 Puerto Rico

Oct. 4 Montreal 2-1 Puerto Rico

Montreal advance 4-2 aggregate

Oct. 1 Vancouver 2-1 Portland

Oct. 4 Vancouver 3-3 Portland

Vancouver advance on 5-4 aggregate

USL First Division Championship

Oct. 10 Montreal 3-2 Vancouver

Oct. 17 Montreal 3-1 Vancouver

Montreal wins 6-3 aggregate

A-League Champions: Montreal Impact

Runner-Up: Vancouver Whitecaps

Most Valuable Player: Cristian Arrieta, Puerto Rico

Goalkeeper of the Year: Steve Cronin, Portland

Defender of the Year: Cristian Arrieta, Puerto Rico

Rookie of the Year: Marcus Haber, Vancouver

Whitecaps

Coach of the Year: Gavin Wilkinson, Portland Timbers

USL First Division All-League First Team

GK	Steve Cronin	Portland Timbers
D	Cristian Arrieta	Puerto Rico Islanders
D	Matt Bobo	Charleston Battery
D	Nelson Akwari	Charleston Battery
D	David Hayes	Portland Timbers
M	Ricardo Sanchez	Minnesota Thunder
M	Daniel Paladini	Carolina RailHawks
M	Ryan Pore	Portland Timbers
F	Johnny Menyongar	Rochester Rhinos
F	Charles Gbeke	Vancouver Whitecaps
F	Keita Mandjou	Portland Timbers

USL First Division All-League Second Team

GK	Bill Gaudette	Puerto Rico Islanders
D	Stephen DeRoux	Montreal Impact
D	Cameron Knowles	Portland Timbers
D	John Krause	Puerto Rico Islanders
D	Mark Schulte	Carolina RailHawks
M	Martin Nash	Vancouver Whitecaps
M	Lawrence Olum	Minnesota Thunder
M	Jonathan Steele	Puerto Rico Islanders
M	David Testo	Montreal Impact
F	Marlon James	Vancouver Whitecaps
F	Eddie Johnson	Austin Aztex

USL First Division 2009 REGULAR SEASON

Leading Scorers	Goals	Assists	Points
Mandjou Keita, Por	11	7	29
Cristian Arrietta, PR	10	8	28
Charles Gbeke, Van	12	4	28
Johnny Menyongar, Roc	11	4	26
Ryan Pore, Por	10	3	23

Goals		Assists	
Charles Gbeke, Van	12	Ricardo Sanchez, Min	8
Johnny Menyongar, Roc	11	Wesley Knight, Van	8
Mandjou Keita, Por	11	Mandjou Keita, Por	7
Ryan Pore, Por	10	Tiger Fitzpatrick, Roc	6
Cristian Arrietta, PR	10	John Ball, Roc	6

Leading Goalkeepers	GP	MIN	GA	SO	GAA	W
Dusty Hudock, Cha	18	1,611	5	12	0.28	10
Caleb Patterson-Sewell, Car	15	1,350	8	10	0.53	9
Steve Cronin, Por	28	2,508	11	10	0.68	15
Eric Reed, Car	15	1,350	19	7	0.73	7
Bill Gaudette, PRI	27	2,430	20	12	0.74	15

Attendance			
Team	GP	Total	Average
Montreal	15	180,494	12,033
Portland	15	146,008	9,734
Rochester	15	96,425	6,428
Vancouver	15	79,678	5,312
Charleston	15	53,013	3,534
Puerto Rico	15	49,391	3,293
Minnesota	15	48,135	3,209
Austin	15	44,611	2,974
Carolina	15	40,953	2,730
Cleveland	15	22,362	1,491
Miami FC	15	15,952	1,491
Total		777,022	4,709



USL First Division 2009 REGULAR SEASON

NO	NAME	POS	GP	GS	MIN	G	A	PTS	GWG	PKA	PKS	SHT	FLS	CARDS	
														C	E
10	MENYONGAR, Johnny	F	25	23	2,162	11	1	23	5	0	0	47	19	3	1
6	FITZPATRICK, Tiger	M	28	23	2,094	2	6	10	1	0	0	32	20	3	0
20	UKAH, Warren	F	12	6	481	4	1	9	1	0	0	18	12	1	0
29	ATIENO, Tai	F	17	13	1,252	2	2	6	1	1	1	31	26	4	1
13	BALL, John	D	28	26	1,891	0	6	6	0	0	0	14	22	6	1
21	AMBERSLEY, Mike	F	23	13	1,003	2	1	5	1	0	0	13	10	0	0
17	NURSE, Chris	M	21	20	1,493	2	1	5	1	0	0	12	58	8	0
12	GREGOR, Andrew	M	24	17	1,490	2	1	5	0	0	0	32	24	8	0
23	McFARLANE, Errol	F	12	8	754	2	0	4	1	1	0	19	7	0	0
27	SHORT, Nano	D	21	15	1,307	2	0	4	0	0	0	10	19	3	1
2	SARKODIE, Kwame	M	24	6	721	1	2	4	1	0	0	12	12	2	0
11	HEINS, Ryan	F	24	17	1,395	1	2	4	0	0	0	23	14	3	0
15	ROBERTO, Ze	M	16	12	1,059	1	1	3	0	0	0	6	17	2	0
8	KINDEL, Steve	D	11	11	965	0	2	2	0	0	0	1	9	0	0
22	KENTON, Darren	D	14	9	634	1	0	2	0	0	0	9	11	2	0
5	SANCHO, Brent	D	23	21	1,690	1	0	2	0	0	0	2	27	3	1
16	EARLS, Danny	M	22	19	1,431	0	1	1	0	0	0	15	12	4	1
4	BERTZ, Kenney	D	29	29	2,610	0	0	0	0	1	0	22	28	4	0
8	SALLES, Mauricio	F	11	6	565	0	0	0	0	0	0	10	11	1	0
7	LOREI, Andrew	M	11	8	548	0	0	0	0	0	0	3	7	1	0
3	VELTEN, Tim	D	4	2	208	0	0	0	0	0	0	0	0	0	0
30	HARDEN, TY	D	1	1	90	0	0	0	0	0	0	0	0	0	0
25	NUNES, Amaury	M	2	0	44	0	0	0	0	0	0	3	0	0	0
24	VALLOW, Scott	GK	19	18	1,575	0	0	0	0	0	0	0	1	2	0
1	MELIA, Tim	GK	13	12	1,125	0	0	0	0	0	0	0	0	0	0
HC	TILLEY, Darren														1
TOTALS			30	30	2,700	34	28	96	11	3	1	343	376	61	7

* totals include Red Card given to Head Coach

NO	GOALKEEPER	GP	GS	MIN	GA	SVS	GAA	SO	W	L	D	SHOTS		
												FACED	PKF	PKS
24	VALLOW, Scott	19	18	1,575	20	67	1.21	4	7	7	3	191	3	2
1	MELIA, Tim	13	12	1,125	12	59	0.98	6	4	2	7	142	2	1
TOTALS		32	30	2,700	32	126	1.13	10	11	9	10	333	5	3

RECORD	GP	W	L	D	SCORING	1ST	2ND	TOT	SHOTS	TOT
HOME	15	3	4	8	RHINOS	14	20	34	RHINOS	343
ROAD	15	8	5	2	OPP	9	23	32	OPP	333
TOTALS	30	11	9	10						

ADDITIONAL STATISTICS

RHINOS WHEN	W	L	D	RHINOS	OPP	
SCORING FIRST GOAL	10	0	1	154	CORNER KICKS	143
ALLOWING FIRST GOAL	1	9	2	76	OFFSIDES	71
OUTSHOOTING OPP	5	4	7	3	PENALTY KICKS	5
SHOTS TIED	1	0	0	1	PKs SCORED	3
OUTSHOT BY OPP	5	5	3	376	FOULS	359
LEADING AT HALFTIME	7	0	0	61	CAUTIONS	54
TIED AT HALFTIME	3	7	10	7*	EJECTIONS	4*
TRAILING AT HALFTIME	0	3	0			

USL First Division 2009 REGULAR SEASON

<u>GM</u>	<u>DAY</u>	<u>DATE</u>	<u>OPPONENT</u>	<u>SCORE</u>	<u>W/L/D</u>	<u>RECORD</u>	<u>GOAL SCORERS</u>	<u>GOALKEEPER</u>	<u>ATT</u>
1	Sat	4/18	at Carolina	0-1	L	0-1	None	Vallow	3,427
2	Fri	4/24	at Puerto Rico	0-0	T	0-1-1	None	Vallow	4,078
3	Sun	4/26	at Miami FC	2-1	W	1-1-1	Menyongar (2)	Vallow	1,570
4	Fri	5/1	at Cleveland	3-0	W	2-1-1	Atieno, Menyongar, Amberlsey	Melia	2,087
5	Sat	5/9	at Montreal	2-1	W	3-1-1	Nurse, Fitzpatrick	Vallow	12,246
6	Thur	5/14	at Portland	1-2	L	3-2-1	Kenton	Vallow	7,556
7	Sat	5/16	at Vancouver	2-1	W	4-2-1	Nurse, Menyongar	Vallow	5,288
8	Sat	5/23	at Charleston	0-2	L	4-3-1	None	Vallow	3,874
9	Sat	5/30	Montreal	0-1	L	4-4-1	None	Vallow	10,137
10	Sat	6/6	Minnesota	0-0	T	4-4-2	None	Melia	6,902
11	Sat	6/13	at Cleveland	0-3	L	4-5-2	None	Vallow	1,512
12	Sun	6/21	at Austin	2-0	W	5-5-2	Sarkodie, Sancho	Melia	3,114
13	Sat	6/27	at Minnesota	2-1	W	6-5-2	Gregor, Ambersley	Melia	3,421
14	Sun	7/5	Austin	4-1	W	7-5-2	Menyongar, Ukah Short, Heins	Vallow/Melia	6,894
15	Fri	7/10	Puerto Rico	0-0	T	7-5-3	None	Melia	7,369
16	Wed	7/15	Montreal	0-0	T	7-5-4	None	Melia	5,391
17	Sat	7/18	Charleston	1-1	T	7-5-5	Menyongar	Melia/Vallow	5,789
18	Sat	7/25	Cleveland	4-1	W	8-5-5	Ukah, Menyongar (2) Atieno	Vallow	4,853
19	Fri	7/31	Vancouver	1-3	L	8-6-5	Fitzpatrick	Melia	6,411
20	Wed	8/5	Carolina	0-1	L	8-7-5	None	Vallow	5,734
21	Sat	8/8	Austin	1-0	W	9-7-5	Menyongar	Vallow	4,752
22	Sat	8/15	Portland	1-4	L	9-8-5	Ukah	Vallow	6,071
23	Wed	8/19	Minnesota	3-3	T	9-8-6	Ukah, Gregor, Short	Melia	5,190
24	Sat	8/22	Carolina	0-0	T	9-8-7	None	Melia	7,758
24	Sat	8/29	at Vancouver	1-1	T	9-8-8	Roberto	Melia	5,288
25	Thur	9/3	at Portland	2-1	W	10-8-8	McFarlane (2)	Vallow	11,683
27	Sun	9/6	at Puerto Rico	0-2	L	10-9-8	None	Melia	1,447
28	Tue	9/8	at Miami FC	2-1	W	11-9-8	Menyongar (2)	Vallow	460
29	Sun	9/13	Miami FC	0-0	T	11-9-9	None	Vallow	6,381
30	Fri	9/18	Charleston	0-0	T	11-9-10	None	Vallow	6,795

15 = Home Games 96,427 6,428
15 = Road Games 63,971 4,264

USL First Division 2009 REGULAR SEASON

TEAM			OVERALL						HOME					ROAD				
	GP	GR	W	L	D	GF	GA	PTS	GP	GR	W	L	D	GP	GR	W	L	D
AUSTIN	3	0	3	0	0	7	1	9	2	0	2	0	0	1	0	1	0	0
CAROLINA	3	0	0	2	1	0	2	1	2	0	0	1	1	1	0	0	1	0
CHARLESTON	3	0	0	1	2	1	3	2	2	0	0	0	2	1	0	0	1	0
CLEVELAND	3	0	2	1	0	7	4	6	1	0	1	0	0	2	0	1	1	0
MIAMI FC	3	0	2	0	1	4	2	7	1	0	0	0	1	2	0	2	0	0
MINNESOTA	3	0	1	0	2	5	4	5	2	0	0	0	2	1	0	1	0	0
MONTREAL	3	0	1	1	1	2	2	4	2	0	0	1	1	1	0	1	0	0
PORTLAND	3	0	1	2	0	4	7	3	1	0	0	1	0	2	0	1	1	0
PUERTO RICO	3	0	0	1	2	0	2	2	1	0	0	0	1	2	0	0	1	1
VANCOUVER	3	0	1	1	1	4	5	4	1	0	1	0	0	2	0	1	0	1
TOTALS	30	0	11	9	10	34	32	43	15	0	3	4	8	15	0	8	5	2

USSF D2 Pro League 2010 REGULAR SEASON

USL Conference	GP	W	L	T	GF	GA	PTS
Rochester Rhinos	30	16	8	6	38	24	54
Austin Aztex	30	15	7	8	53	40	53
Portland Timbers	30	13	7	10	34	23	49
NSC Minnesota Stars	30	11	12	7	32	36	40
Puerto Rico Islanders	30	9	11	10	37	35	37
FC Tampa Bay	30	7	12	11	41	46	32
NASL Conference	GP	W	L	T	GF	GA	PTS
Carolina RailHawks	30	13	9	8	44	32	47
Vancouver Whitecaps	30	10	5	15	32	22	45
Montreal Impact	30	12	11	7	36	30	43
Miami FC Blues	30	7	11	12	37	49	33
AC St. Louis	30	7	15	8	32	48	29
Crystal Palace Baltimore	30	6	18	6	24	55	24

2010 PLAYOFFS

*-after extra time

Quarterfinals (Two-leg aggregate series)

Oct. 7 Puerto Rico 2-0 Rochester

Oct. 9 Rochester 2-1 Puerto Rico

Puerto Rico advance on 3-2 aggregate

Oct. 7 Vancouver 2-0 Portland

Oct. 10 Portland 1-0 Vancouver

Vancouver advance on 2-1 aggregate

Oct. 6 Montreal 2-0 Austin

Oct. 9 Montreal 3-2 Austin

Montreal advance on 5-2 aggregate

Oct. 6 Carolina 0-0 NSC Minnesota

Oct. 9 Carolina 4-0 NSC Minnesota

Carolina advance on 4-0 aggregate

Semifinals

Oct. 14 Vancouver 0-0 Puerto Rico

Oct. 17 Puerto Rico 2-0 Vancouver

Puerto Rico advance 2-0 aggregate

Oct. 14 Montreal 1-0 Carolina

Oct. 17 Carolina 2-0 Montreal

Carolina advance on 2-1 aggregate

USSF D2 Championship

Oct. 24 Puerto Rico 2-0 Carolina

Oct. 30 Puerto Rico 1-1 Carolina

Puerto Rico wins 3-1 aggregate

2010 USSF D2 Award Winners

USSF D2 Champions: Puerto Rico Islanders

Runner-Up: Carolina RailHawks

Most Valuable Player: Ryan Pore, Portland Timbers

Goalkeeper of the Year: Jay Nolly, Vancouver

Whitecaps

Defender of the Year: Greg Janicki, Vancouver

Whitecaps

Rookie of the Year: Maxwell Griffin, Austin Aztex

Coach of the Year: Bob Lilley, Rochester Rhinos

USSF D2 Best XI

GK	Jay Nolly	Vancouver Whitecaps
D	Greg Janicki	Vancouver Whitecaps
D	Aaron Pitchkolan	Rochester Rhinos
D	Troy Roberts	Rochester Rhinos
M	Ryan Pore	Portland Timbers
M	Martin Nash	Vancouver Whitecaps
M	Jamie Watson	Austin Aztex
M	Daniel Paladini	Carolina RailHawks
F	Eddie Johnson	Austin Aztex
F	Ali Gerba	Montreal Impact

USSF D2 Pro League 2010 REGULAR SEASON

Leading Scorers	Goals	Assists	Points
Ryan Pore, Port	15	4	34
Edward Johnson, Aus	13	4	30
Paulo Araujo, Jr., Mia	8	4	20
Maxwell Griffin, Aus	7	5	19
Mike Ambersley, AC Stl	9	0	18
Jamie Watson, Aus	6	6	18
Aaron King, Tam	9	0	18

Goals		Assists	
Ryan Pore, Port	15	Martin Nash, Van	7
Edward Johnson, Aus	13	Jamie Watson, Aus	6
Mike Ambersley, AC Stl.	9	Andrew Hoxie, Roc	5
Aaron King, Tam	9	Cornelius Stewart, Van	5
Paulo Araujo, Jr.	8	Leonardo DiLorenzo	5
David Foley, PR	8	Maxwell Griffin, Aus	5
		Luke Kreamalmeyer, AC Stl	5

Leading Goalkeepers	GP	MIN	GA	SO	GAA	W
Jay Nolly, Van	30	2,692	22	18	0.74	10
Neal Kitson, Roc	17	1,506	13	7	0.79	9
Steve Cronin, Port	28	2,509	22	12	0.79	11
Scott Vallow, Roc	14	1,184	11	3	0.82	7
Eric Reed, Car	20	1,800	18	8	0.90	13

Attendance		Average
Team	GP	
Montreal	15	12,397
Portland	15	10,727
Rochester	15	6,464
Vancouver	15	5,152
Tampa Bay	15	3,866
Puerto Rico	15	3,765
Austin	15	3,733
AC St. Louis	15	2,750
Carolina	15	2,241
Minnesota	15	1,374
Miami FC	15	1,254
Crystal Palace	15	1,073
Total		



USSF D2 Pro League 2010 REGULAR SEASON

NO	NAME	POS	GP	GS	MIN	G	A	PTS	GWG	GTG	PKA	PKS	SHT	FLS	C	E
18	KISSI, Isaac	F	24	12	1,203	8	2	18	4	0	0	0	22	18	0	0
7	HAMILTON, Anthony	F	28	17	1,449	5	1	11	2	0	0	0	27	13	0	0
23	HOXIE, Andrew	F	17	8	778	3	5	11	0	0	1	1	19	9	1	0
11	HEINS, Ryan	D	25	15	1,239	4	2	10	2	1	1	0	18	19	3	0
13	ROSENLUND, Tyler	M	28	23	1,997	2	5	9	1	0	0	0	19	25	5	0
4	PITCHKOLAN, Aaron	M/D	25	23	2,156	2	2	6	0	0	0	0	15	37	7	1
12	ROBERTS, Troy	D	30	30	2,700	3	0	6	1	0	0	0	9	24	2	0
6	COSTANZO, Rich	D	14	6	605	2	1	5	2	0	0	0	6	12	2	1
25	NUNEZ, Tino	F	15	4	499	2	1	5	0	0	0	0	15	5	0	0
15	SANFILIPPO, Frankie	D	28	28	1,920	1	1	3	1	0	0	0	6	19	2	0
28	GREENFIELD, Jonathan	D	28	28	2,460	1	1	3	0	1	1	1	14	21	3	0
21	FERDINAND, Max	M	9	4	263	1	1	3	0	0	0	0	5	7	0	0
3	WEST, Adam	D	7	2	160	1	1	3	0	0	0	0	1	7	0	0
9	SPICER, Darren	M	25	21	1,612	0	3	3	0	0	0	0	13	19	2	0
16	VERSAILLES, Kenold	M	13	8	715	1	0	2	1	0	0	0	2	12	2	0
8	FRANKS, Jamie	M	24	20	1,558	0	2	2	0	0	0	0	13	8	2	0
5	MOTAGALVAN, Alfonso	M	28	28	2,189	0	2	2	0	0	0	0	13	37	4	0
27	BENNETT, Ian	F	11	5	407	0	1	1	0	0	0	0	8	10	0	0
10	AGUILAR, Carlos	D	3	1	105	0	1	1	0	0	0	0	0	9	1	0
2	BELLAMY, Tyler	D	23	20	1,945	0	0	0	0	0	0	0	7	15	5	1
17	SHORT, Nathaniel	M	18	2	452	0	0	0	0	0	0	0	5	15	4	0
20	GORE, T.J	F	13	1	273	0	0	0	0	0	0	0	1	3	1	0
29	CLARK, Roy	M	0	0	0	0	0	0	0	0	0	0	0	0	0	0
24	VALLOW, Scott	GK	14	13	1,184	0	0	0	0	0	0	0	0	0	1	0
1	KITSON, Neal	GK	17	17	1,506	0	0	0	0	0	0	0	0	0	1	0
	Own Goal					2			2							
HC	LILLEY, Bob															0
	TOTALS		30	30	2,700	38	28	104	16	1	4	3	226	350	49	2

NO	GOALKEEPER	GP	GS	MIN	GA	SVS	GAA	SO	W	L	D	SHTS	PKF	PKSCR
24	VALLOW, Scott	14	13	1,184	11	33	0.82	3	7	2	4	125	2	2
1	KITSON, Neal	17	17	1,506	13	61	0.79	7	9	6	2	138	2	1
	TOTALS	30	30	2,700	24	94	0.80	11*	16	8	6	263	4	3

* - Neal Kitson and Scott Vallow shared a shutout against Tampa Bay on 9/11/10

<u>RECORD</u>	<u>GP</u>	<u>W</u>	<u>L</u>	<u>D</u>	<u>SCORING</u>	<u>1ST</u>	<u>2ND</u>	<u>TOT</u>	<u>SHOTS</u>
HOME	15	9	3	3	RHINOS	18	20	38	RHINOS - 226
ROAD	15	7	5	3	OPP	9	14	24	OPP - 263
TOTALS	29	16	7	6					

	<u>W</u>	<u>L</u>	<u>D</u>	<u>RHINOS</u>	<u>OPP</u>
ADDITIONAL STATISTICS					
RHINOS WHEN					
SCORING FIRST GOAL	14	0	3	102	CORNER KICKS 95
ALLOWING FIRST GOAL	1	8	0	4	PENALTY KICKS 4
OUTSHOOTING OPP	5	1	1	3	PKs SCORED 3
SHOTS TIED	3	1	0	350	FOULS 226
OUTSHOT BY OPP	6	7	5	48	CAUTIONS 36
LEADING AT HALFTIME	9	0	3	2	EJECTIONS 2
TIED AT HALFTIME	4	4	3		
TRAILING AT HALFTIME	1	5	0		

USSF D2 Pro League 2010 REGULAR SEASON

GM	DAY	DATE	OPPONENT	SCORE	W/L/D	RECORD	GOAL SCORERS	GOALKEEPER	HOME	ROAD ATTN
1	Sat	4/10	Miami FC	1-1	D	0-0-1	Heins (1)	Vallow		
2	Sat	4/17	Portland	0-1	L	0-1-1	--	Vallow		15,418
3	Sun	4/25	Austin	2-1	W	1-1-1	Hoxie, Hamilton	Vallow		2,819
4	Wed	4/28	Minnesota	3-0	W	2-1-1	Costanzo Nunes (2)	Kitson		637
5	Sat	5/1	Carolina	1-1	T	2-1-2	Roberts	Vallow	7,142	
6	Sat	5/8	St. Louis	2-1	W	3-1-2	Hamilton, Heins	Vallow	1,447	
7	Wed	5/19	Crystal Palace	0-1	L	3-2-2	--	Kitson	4,449	
8	Sat	5/22	Vancouver	0-2	L	3-3-3	--	Kitson		4,996
9	Sat	5/29	Vancouver	2-1	W	4-3-2	Pitchkolan, Hamilton	Kitson	7,744	
10	Fri	6/4	Minnesota	0-0	T	4-3-3	None	Vallow	5,284	
11	Sat	6/12	Crystal Palace	2-1	W	5-3-3	Kissi (2)	Vallow	6,676	
OC	Tue	6/15	Dayton (PDL)	2-0	W	1-0-0	Nunez, Franks	Vallow	3,127	
12	Sun	6/20	Montreal	1-1	T	5-3-4	Pitchkolan	Vallow		11,920
OC	Tue	6/22	Pittsburgh (USL2)	3-0	W	2-0-0	Rosenlund (2) Pitchkolan	Kitson	1,788	
13	Sat	6/26	Puerto Rico	3-0	W	6-3-4	Heins, Hamilton, Ferdinand	Vallow	7,012	
OC	Tue	6/29	Columbus (MLS)	1-2	L	6-3-4	Spicer	Vallow		1,769
14	Sat	7/3	Montreal	2-1	W	7-3-4	Roberts, Costanzo	Kitson	6,505	
15	Fri	7/9	Austin	0-0	T	7-3-5	None	Kitson	4,544	
16	Wed	7/14	Crystal Palace	0-0	T	7-3-6	None	Kitson		757
17	Sat	7/17	Carolina	0-1	L	7-4-6	None	Kitson	7,339	
18	Thur	7/22	Tampa Bay	1-0	W	8-4-6	Kissi	Vallow		3,882
19	Sat	7/24	Puerto Rico	1-3	L	8-5-6	Kissi	Kitson		1,322
20	Tue	7/27	Carolina	1-0	W	9-5-6	Own Goal	Kitson		2,212
21	Wed	8/4	Portland	1-0	W	10-5-6	Versailles	Kitson	6,978	
22	Wed	8/11	Carolina	2-0	W	11-5-6	Rosenlund, Heins	Kitson		2,305
23	Sat	8/14	Montreal	2-1	W	12-5-6	Sanfilippo, Kissi	Vallow	7,717	
24	Wed	8/18	Crystal Palace	2-0	W	13-5-6	Own Goal, West	Kitson		850
24	Sat	8/21	Miami FC	3-1	W	14-5-6	Hoxie (2), Roberts	Kitson	9,157	
25	Fri	8/27	Montreal	0-2	L	14-6-6	None	Kitson		13,034
27	Sat	9/11	Tampa Bay	3-0	W	15-6-6	Greenfield, Kissi, Rosenlund	Kitson/Vallow	8,197	
28	Fri	9/17	Miami FC	1-2	L	15-7-6	Hamilton	Vallow	6,794	
29	Sat	9/25	Miami FC	0-1	L	15-8-6	None	Kitson		1,127
30	Sat	10/2	St. Louis	2-1	W	16-8-6	Kissi (2)	Kitson		3,447
PO	Thur	10/7	Puerto Rico	0-2	L	0-1-0	None	Kitson		n/a

BOLD = Home Matches

TEAM	OVERALL			HOME					ROAD										
	GP	GR		W	L	D	GF	GA	PTS	GP	GR	W	L	D	GP	GR	W	L	D
AUSTIN	2	0		1	0	1	2	1	4	1	0	0	0	1	0	1	1	0	0
CAROLINA	4	0		2	1	1	4	2	7	2	0	0	1	1	2	0	2	0	0
CRYSTAL PALACE	4	0		2	1	1	4	2	7	0	2	1	1	0	2	0	1	0	1
MIAMI FC	4	0		1	2	1	5	5	4	2	0	1	1	0	2	0	0	1	1
MINNESOTA	2	0		1	0	1	3	0	4	1	0	0	0	1	0	0	1	0	0
MONTREAL	4	0		2	1	1	5	5	7	2	0	2	0	0	2	0	0	1	1
PORTLAND	2	0		1	1	0	1	1	3	1	0	1	0	0	1	0	0	1	0
PUERTO RICO	2	0		1	1	0	4	3	3	1	0	1	0	0	1	0	0	1	0
ST. LOUIS	2	0		2	0	0	4	2	6	1	0	1	0	0	1	0	1	0	0
TAMPA BAY	2	0		2	0	0	4	0	6	1	0	1	0	0	1	0	1	0	0
VANCOUVER	2	0		1	1	0	2	3	3	1	0	1	0	0	1	0	1	0	0
TOTALS	30	0		16	8	6	38	24	54	15	0	9	3	3	15	0	7	5	3

USL PRO 2011 Regular Season

<u>Leading Scorers</u>		<u>Goals</u>	<u>Assists</u>	<u>Points</u>
Jhonny Arteaga	FCNY	13	1	27
Luke Mulholland	Wil	9	5	23
Matthew Delicate	Ric	10	3	23
Andriy Budnyy	Wil	8	6	22
Jose Angulo	Har	9	3	21
Sainey Touray	Har	7	6	20
Jamie Watson	Orl	8	3	19
Maxwell Griffin	Orl	9	0	18
Chris Banks	Wil	7	3	17
4 tied				16

<u>Goals</u>				<u>Total Attendance</u>	<u>Average Attendance</u>
Jhonny Arteaga	FCNY	13	Orlando City	64,985	5,415
Matthew Delicate	Ric	10	Rochester Rhinos	61,672	5,139
Maxwell Griffin	Orl	9	Wilmington Hammerheads	48,640	4,053
Luke Mulholland	Wil	9	Charleston Battery	42,011	3,501
Jose Angulo	Har	9	Richmond Kickers	23,287	1,941
			Harrisburg City Islanders	16,875	1,406
			Antigua Barracudas	14,268	1,189
<u>Assists</u>					
Tadeu Souza Terra	FCNY	8	Pittsburgh Riverhounds	13,521	1,127
Jorge Herrera	Cha	7	Charlotte Eagles	12,268	1,022
Andriy Budnyy	Wil	6	FC New York	9,824	819
Sainey Touray	Har	6	Dayton Dutch Lions	7,929	661
Luke Mulholland	Wil	5	LA Blues	5,283	440

<u>Leading Goalkeepers</u>		<u>GP</u>	<u>MIN</u>	<u>GA</u>	<u>SO</u>	<u>GAA</u>	<u>W</u>
Miguel Gallardo	Orl	22	1980	15	11	0.681	12
Andrew Dykstra	Char	13	1170	11	5	0.846	7
Ronnie Pascale	Ric	23	2070	21	9	0.913	12
Neal Kitson	Roc	23	2070	22	9	0.956	12
Brock Duckworth	Wil	18	1620	21	4	1.166	11

USL PRO 2011 Regular Season

#	NAME	POS	GP	GS	MIN	G	A	PTS	GWG	GTG	PKA	PKS	SHT	FLS	C	E
11	ALESCI, Frank	M	3	1	71	1	0	2	0	0	0	0	1	1	0	0
29	BANKS, JC	F	23	15	1,486	2	4	8	1	0	0	0	21	12	3	0
2	BELLAMY, Tyler	D	23	22	1,845	0	0	0	0	0	0	0	1	15	2	0
3	COST, Drew	D	19	12	1,004	2	0	4	1	0	0	0	6	6	0	0
6	COSTANZO, Rich	M	20	15	1,447	2	2	6	2	0	0	0	6	14	1	0
21	DONATELLI, Tony	M	23	20	1,694	3	4	10	1	0	0	0	40	14	0	0
10	FERDINAND, Max	M	14	8	681	1	1	3	0	0	0	0	14	12	0	0
20	GORE, TJ	D	12	11	932	0	0	0	0	0	0	0	1	5	2	0
7	HAMILTON, Anthony	F	17	9	740	1	0	2	1	0	0	0	16	4	0	0
23	HOXIE, Andrew	F	22	9	940	5	2	12	1	0	0	0	21	15	2	0
9	JAGDEOSIGNH, Kendall	M	22	17	1,288	5	1	11	4	0	0	0	23	28	1	0
25	KENNY, Ryan	GK	1	1	90	0	0	0	0	0	0	0	0	0	0	0
13	KIRK, Quavas	D	16	11	1,061	0	2	2	0	0	0	0	5	7	2	0
18	KISSI, Isaac	F	10	5	553	3	0	6	1	0	1	0	19	13	3	0
1	KITSON, Neal	GK	23	23	2,070	1	1	3	0	1	0	0	1	0	0	0
28	MARSHALL, Yohance	D	3	2	97	0	0	0	0	0	0	0	0	1	0	0
5	MOTAGALVAN, Alfonso	M	22	17	1,465	2	1	5	0	0	0	0	9	20	4	0
12	ROBERTS, Troy	D	20	20	1,717	0	0	0	0	0	0	0	8	14	1	0
8	ROSENLUND, Tyler	M	22	22	1,839	2	0	4	0	0	0	0	18	25	2	0
17	STISSER, Brad	M	3	2	82	0	0	0	0	0	0	0	0	1	0	0
27	TANKE, Michael	M	13	9	614	0	1	1	0	0	0	0	2	8	1	0
15	TOBIN, Connor	D	15	11	848	1	0	2	0	0	0	0	7	4	0	0
4	TRAYNOR, Will	D	9	6	593	0	0	0	0	0	0	0	2	7	1	0
16	VERSAILLES, Kenold	M	15	7	556	0	0	0	0	0	0	0	0	13	0	0
HC	LILLEY, Bob															
	Totals		24	24	2160	31	19	81	12	1	1	0	221	239	25	0
#	GOALKEEPER	GP	GS	MIN	GA	SVS	GAA	SO	W	L	D	SF	PKF	PKSCR		
1	KITSON, Neal	23	23	2,070	23	76	1	9	12	7	4	151	0	0		
25	KENNY, Ryan	1	1	90	1	1	1	0	0	1	0	7	0	0		
RECORD	GP	W	L	D	SCORING	1ST	2ND	TOT	SHOTS							
HOME	12	8	2	2	RHINOS	13	18	31	221							
ROAD	12	4	6	2	OPP	9	14	23	158							
TOTALS	24	12	8	4												
RHINOS WHEN	W	L	D	ADDITIONAL STATISTICS												
SCORING FIRST GOAL	11	1	1	RHINOS	OPP											
ALLOWING FIRST GOAL	1	7	2	122	CORNER KICKS	97										
OUTSHOOTING OPP	11	4	1	1	PENALTY KICKS	0										
SHOTS TIED	0	0	0	0	PKs SCORED	0										
OUTSHOT BY OPP	1	5	3	246	FOULS	196										
LEADING AT HALFTIME	6	0	1	25	CAUTIONS	25										
TIED AT HALFTIME	6	1	2	0	EJECTIONS	1										
TRAILING AT HALFTIME	0	7	1	54	OFFSIDES	37										

USL PRO 2011 Regular Season

GAME	DAY	DATE	OPPONENT	SCORE	W/L/D	RECORD	GOAL SCORERS	GOALKEEPER	HOME	ROAD ATTN
1	Fri	15-Apr	at Richmond	0-1	L	0-1-0	None	Kitson		2,049
2	Sun	17-Apr	at Wilmington	0-1	L	0-2-0	None	Kitson		1,900
3	Sat	23-Apr	at Dayton	3-2	W	1-2-0	Motagalvan, Banks, Hamilton	Kitson		466
4	Sat	7-May	vs. Charleston	1-0	W	2-2-0	Donatelli	Kitson	5,989	
5	Tue	10-May	at Harrisburg	0-1	L	2-3-0	None	Kenny		1,393
6	Sat	14-May	vs. Antigua	2-0	W	3-3-0	Jagdeosingh, Rosenlund	Kitson	4,126	
7	Fri	20-May	vs. Orlando	0-0	T	3-3-1	None	Kitson	4,064	
8	Fri	27-May	vs. Wilmington	1-1	T	3-3-2	Motagalvan	Kitson	3,027	
9	Mon	30-May	at New York	1-2	L	3-4-2	Alesci	Kitson		1,030
10	Fri	3-Jun	at Antigua	2-1	W	4-4-2	Hoxie (2)	Kitson		425
11	Sun	5-Jun	at Antigua	2-2	T	4-4-3	Donatelli, Kitson	Kitson		400
12	Sat	11-Jun	vs. Harrisburg	1-0	W	5-4-3	Jagdeosingh	Kitson	4,525	
USOC	Tue	14-Jun	vs. Phoenix SC	2-1	W	1-0-0	Banks, Hamilton	Kenny		
13	Fri	17-Jun	at Pittsburg	3-0	W	6-4-3	Costanzo, Hoxie, Cost	Kitson		625
USOC	Tue	21-Jun	at Harrisburg	1-0	W	2-0-0	Donatelli	Kitson		
14	Sat	25-Jun	vs. Dayton	1-0	W	7-4-3	Banks	Kitson	4,633	
USOC	Tue	28-Jun	vs. Chicago	0-1	L	2-1-0	None	Kitson	5,558	
15	Fri	1-Jul	vs. Richmond	2-1	W	8-4-3	Kissi, Jagdeosingh	Kitson	5,344	
16	Sun	3-Jul	vs. Orlando	0-1	L	8-5-3	None	Kitson	4,958	
17	Fri	8-Jul	vs. New York	3-1	W	9-5-3	Ferdinand, Jagdeosingh, Rosenlund	Kitson	5,176	
18	Sat	16-Jul	at Orlando	1-2	L	9-6-3	Donatelli	Kitson		4,758
19	Fri	22-Jul	vs. Pittsburg	3-0	W	10-6-3	Kissi, Tobin, Hoxie	Kitson	5,347	
20	Fri	29-Jul	at Charlotte	2-2	T	10-6-4	Jagdeosingh, Hoxie	Kitson		1,123
21	Sat	30-Jul	at Charleston	1-0	W	11-6-4	Cost	Kitson		3,603
22	Fri	5-Aug	vs. Charlotte	0-3	L	11-7-4	None	Kitson	7,024	
23	Sun	7-Aug	at New York	1-2	L	11-8-4	Kissi	Kitson		168
24	Sat	13-Aug	vs. Pittsburg	1-0	W	12-8-4	Costanzo	Kitson	7,459	
PO	Fri	19-Aug	vs. Pittsburgh	4-0	W	1-0-0	Rosenlund, Donatelli, Kissi, Cost	Kitson	3,273	
PO	Fri	26-Aug	vs. Harrisburg	1-2	L	1-1-0	Kissi	Kitson	3,598	

TEAM	OVERALL							HOME				ROAD			
	GP	W	L	D	GF	GA	PTS	GP	W	L	D	GP	W	L	D
ANTIGUA	3	2	0	1	6	3	7	1	1	0	0	2	1	0	1
CHARLESTON	2	2	0	0	2	0	6	1	1	0	0	1	1	0	0
CHARLOTTE	2	0	1	1	2	5	1	1	0	1	0	1	0	0	1
DAYTON	2	2	0	0	4	2	6	1	1	0	0	1	1	0	0
HARRISBURG	2	1	1	0	1	1	3	1	1	0	0	1	0	1	0
NEW YORK	3	1	2	0	5	5	3	1	1	0	0	1	0	2	0
ORLANDO	3	0	2	1	1	3	1	2	0	1	1	1	1	0	0
PITTSBURGH	3	3	0	0	7	0	9	2	2	0	0	1	1	0	0
RICHMOND	2	1	1	0	2	2	3	1	1	0	0	1	0	1	0
WILMINGTON	2	0	1	1	1	2	1	1	0	0	1	1	0	1	0

ROCHESTER RHINOS ALL-TIME REGULAR SEASON STATISTICS

NO	NAME	POS	YRS	GP	GS	MIN	G	A	PTS	SHT	FLS	C	E
10	AGUILAR, Carlos	M	10	3	1	105	0	1	1	0	9	1	0
7	AGUILERA, Roland	M	04-05	36	24	1,614	6	2	14	35	26	4	0
15	ALAMO, Ezikeil	M	97-98	33	6	1,094	1	3	5	7	27	3	0
11	ALESCI, Frank	M	11	3	1	71	1	0	2	1	1	0	0
9,10	ALLNUTT, Yari	M	98-00,04	94	77	6,537	31	11	73	181	140	18	1
15	ALLEN, Howard	F	96	1	0	26	0	0	0	1	1	0	0
17	AMANI –DOVE, Hamisi	F	02	12	11	779	3	1	7	19	12	0	0
3	ALOISI, Chris	D	07	19	16	1,352	0	0	0	3	21	5	0
30, 21	AMBERSLEY, Mike	F	06-07, 09	55	30	4,379	4	2	10	33	32	3	0
1, 18	ANDRACKI, Billy	GK	96-03	105	103	9,533	0	0	0	0	0	6	0
17	ANNAN, Dan	M	00-01	23	7	783	1	0	2	21	1	0	0
11	ANTUNEZ, Daniel	M	08	8	8	640	1	0	2	2	11	1	0
3	ASHE, Tim	D	96	8	1	144	0	0	0	0	3	1	0
29	ATIENO, Tai	F	09	17	13	1,252	2	2	6	31	26	4	1
21	BAGLEY, Chris	M	06	6	3	284	1	0	2	10	3	0	0
13	BALL, John	M	00, 05-09	140	116	10,096	15	15	45	109	180	32	3
13	BALLANTYNE, Jamal	F	02	4	0	131	0	1	1	0	3	0	0
16	BANKOV, Kalin	D	01-02	33	21	2,240	1	0	2	9	24	1	0
29	BANKS, JC	F	11	23	15	1,486	2	4	8	21	12	3	0
2	BELLAMY, Tyler	D	10,11	46	42	3,790	0	0	0	8	30	7	1
27	BENNETT, Ian	M	10	11	5	407	0	1	1	8	10	0	0
4,44	BERTZ, Kenney	D	06-09	80	76	6,856	2	2	6	43	101	14	0
20	BIELLO, Mauro	M	99	28	26	2,340	8	4	20	35	11	1	0
7	BLAKE, Alex	F	04	1	0	28	0	0	0	1	1	0	0
6	BOLANOS, Jonathan	F	05	20	18	1,551	5	4	14	29	36	4	0
28	BOLTON, Josh	M	06-07	18	7	823	0	0	0	8	16	2	1
27	BONSEU, Tenywa	D	05-08	78	61	5,265	2	3	7	33	57	12	1
9	BRITTON, Mike	M	98	6	1	175	2	1	4	5	2	0	0
22	BURNS, Kevin	M	07	17	14	1,149	0	0	0	9	15	3	0
16	BUTCHER, Steve	M	00-01	17	3	455	0	0	0	5	5	0	0
17	CARABAJAL, Mauro	F	05	18	18	1,306	3	4	10	43	32	2	0
15	CARRIERI, Chris	F	04	27	24	1,981	8	8	24	51	22	3	1
12	CHARLES, Atiba	D	08	5	5	346	0	0	0	1	7	0	0
8	COMMODORE, Fred	F	03	20	5	643	4	1	9	26	19	2	0
3	COST, Drew	M	11	19	12	1,004	2	0	4	6	6	0	0
6	COSTANZO, Rich	D	10,11	34	21	2,052	4	3	11	12	26	3	1
26,2	CRAFT, Nate	D	06-08	44	37	2,893	0	0	0	5	44	4	0
16	DaSILVA, Edivaldo	M	05-06	13	11	789	2	2	6	13	10	0	0
2	DaSILVA, Mauro	D	98	23	21	1,791	3	2	8	15	14	0	1
20,7	DALIGCON, Nate	M	97-01	107	60	5,859	16	9	41	59	106	8	0
17	DARGOUT, Jefferson	F	04	5	0	56	0	0	0	2	0	0	0
4,17	DAUDA, Fuseini	D	96-97, 01	62	58	5,407	0	3	3	19	140	21	0
11	DEBRAH, Kofi	F	96	18	8	711	4	2	10	14	10	1	0
13	DELGADO, Noah	F	04	23	18	1,396	1	3	5	14	17	2	0
7,9	DELICÂTE, Matthew	F	06-08	75	55	5,018	19	7	45	107	94	5	0
3	DEMMIN, Craig	D	98-00, 02-05	147	142	13,156	1	6	8	14	162	9	2
11	DIALLO, Hamed	F	07-08	30	23	2,022	9	2	20	49	46	3	0
24	DIETRICH, Kirk	F	98-99	19	0	351	0	0	0	2	7	1	0
2	DiUNZIO, Ryan	D	02-03	23	6	780	0	0	0	3	14	4	0
31	DOMBROWSKI, Neil	F	06	6	2	247	0	0	0	2	5	0	0
22	DOMM, Mike	F	98	3	1	112	0	0	0	1	2	0	0
21	DONATELLI, Tony	M	11	23	20	1,694	3	4	10	40	14	0	0
16	EARLS, Danny	M/D	08-09	41	38	3,050	1	4	6	20	24	5	1
8	EDOZIEN, Connally	F	06	22	7	841	4	0	8	25	23	1	0
15	ERCOLI, Pat	M	96	1	0	7	0	0	0	0	0	0	0
21,10	FERDINAND, Max	M	10,11	23	12	944	2	2	6	19	19	0	0

ROCHESTER RHINOS ALL-TIME REGULAR SEASON STATISTICS

<u>NO</u>	<u>NAME</u>	<u>POS</u>	<u>YRS</u>	<u>GP</u>	<u>GS</u>	<u>MIN</u>	<u>G</u>	<u>A</u>	<u>PTS</u>	<u>SHT</u>	<u>FLS</u>	<u>C</u>	<u>E</u>
6	FITZPATRICK, Tiger	M	08-09	55	50	3,506	3	7	13	47	52	6	0
5	FLETCHER, Carl	D	01	9	9	785	0	0	0	4	13	0	0
8	FRANKS, Jamie	M	10	24	20	1,558	0	2	2	13	8	2	0
24	FULLER, Ian	F	03-05	38	29	2,357	8	7	23	38	50	7	0
23	GBEKE, Charles	F	06	21	10	929	2	1	5	35	42	5	0
22	GERVAIS, Gabriel	D	00-01	15	10	935	2	3	7	20	22	1	0
30	GIBSON, Neathan	F	01	12	12	783	0	1	1	15	25	1	1
18	GLENN, Jimmy	F	97-00	85	75	5,968	35	20	90	173	61	4	0
20	GORE, T.J.	D	10,11	25	12	1,205	0	0	0	2	8	3	0
28	GREENFIELD, Jonathan	D	10	28	28	2,460	1	1	3	14	21	3	0
12	GREGOR, Andrew	M	08-09	38	27	2,322	4	2	10	42	36	11	0
7	GUPPY, Steve	M	08	21	19	1,502	0	2	2	16	15	3	1
7	GUTIERREZ, Henry	M	96-97	30	29	2,418	4	8	16	66	58	10	0
7	HAMILTON, Anthony	F	10,11	45	26	2,189	6	1	13	43	17	0	0
25	HANNIGAN, Pat	GK	06	0	0	0	0	0	0	0	0	0	0
30	HARDEN, TY	D	09	1	1	90	0	0	0	0	0	0	0
27	HARDY, Tim	D	98-00	63	55	4,809	1	6	8	15	85	14	1
30, 32	HARRISON, Chase	GK	07	18	18	1,620	0	1	1	0	0	0	0
12	HAYES, David	M	03	28	23	2,167	3	5	11	30	19	1	0
22,25,11	HEINS, Ryan	M/D	08-10	56	34	2,905	6	6	18	47	41	6	0
28	HETRICK, Dan	M	99	1	0	22	0	0	0	0	2	2	0
9	HOLMES, Jamie	F	07	4	1	105	1	0	2	6	2	0	0
18	HOPFINGER, Carl	F	96	4	1	60	0	0	0	0	0	0	0
3	HOUSER, Nate	D	97	21	16	1,400	0	2	2	7	32	5	0
9	HOWES, Greg	M	05-06	44	27	2,685	9	1	19	71	53	5	0
23	HOXIE, Andrew	F	10,11	29	17	1,781	8	7	23	40	23	3	0
1	HUDOCK, Dusty	GK	05	3	3	270	0	0	0	0	0	0	0
14	INNEH, Ernest	F	00	1	0	33	0	1	1	1	0	0	0
9	JAGDEOSINGH, Kendall	F	11	22	17	1,288	5	1	11	23	28	1	0
1	JOHNSON, Soren	GK	03-04	10	10	960	0	0	0	0	0	1	0
18	KACZANOWSKI, Nate	D	03	3	1	104	0	0	0	0	0	0	0
7	KARIC, Zoran	M	96	6	5	303	0	1	1	22	6	0	1
9	KELLY, Danny	M	96	20	20	1,725	2	3	7	22	19	3	0
16	KENNEL, Chris	D	96-97	29	15	1,739	1	1	3	9	23	0	0
25	KENNY, Ryan	GK	11	1	1	90	0	0	0	0	0	0	0
8	KINDEL, Steve	D	09	11	11	965	0	2	2	1	9	0	0
18	KISSI, Isaac	F	10,11	34	17	1,756	11	2	24	41	31	3	0
1	KITSON, Neal	GK	10,11	40	40	3,576	1	1	3	1	0	1	0
22	KENTON, Darren	D	09	14	9	634	1	0	2	9	11	2	0
13	KIRK, Quavas	D	11	16	11	1,061	0	2	2	5	7	2	0
12	KIRMSE, Mike	D	97-01	102	47	5,171	6	12	24	69	76	12	0
13	KIROV, Nasho	M	01	3	2	125	0	0	0	2	5	0	1
27	KOETTERS, Kevin	D	97	22	20	1,782	0	1	1	18	18	0	0
18	KOROL, Aleksey	F	02	2	0	42	0	0	0	0	0	0	0
29	KRAMER, Danny	M	06-07	27	11	1,088	0	1	1	9	12	0	0
4	KREAMALMEYER, Luke	M	08	30	28	2,390	4	9	17	27	19	1	0
5	LAVRINENKO, Yuri	M	02-03	38	21	2,083	3	2	8	9	56	5	0
2	LEWIS, Ricky	D	06	11	7	580	1	0	2	4	16	4	0
18	LINES, Aaran	M	06-07	49	34	3,799	1	6	8	25	56	7	0
23	LOERA, Alfonso	D	07-8	19	16	1,331	1	0	2	5	19	2	0
22,7	LOREI, Andrew	M	08-09	13	8	560	0	0	0	3	7	1	0
10	LOWE, Onandi	F	00	19	11	1,082	5	3	13	61	46	2	1
23	McfARLANE, Errol	F	09	12	8	754	2	0	4	19	7	0	0
35	MARCINA, Alen	F	08	4	2	139	0	0	0	2	1	0	0

ROCHESTER RHINOS ALL-TIME REGULAR SEASON STATISTICS

NO	NAME	POS	YRS	GP	GS	MIN	G	A	PTS	SHT	FLS	C	E
21	MARINARO, Hector	M	96	23	19	1,758	4	7	15	51	14	4	1
26	MAROJEVIC, Novica	M	97	2	1	57	0	0	0	0	0	0	0
16	MARPLES, Nigel	D	08	1	0	45	0	0	0	0	0	0	0
28	MARSHALL, Yohance	D	11	3	2	97	0	0	0	0	1	0	0
35	MARTINEZ, Rey Angel	M	05-08	48	13	2,082	8	7	23	44	48	5	0
10,13	McKAY, Yogi	M	96-98	70	62	5,115	2	8	12	36	100	5	2
1	MELIA, Tim	GK	08-09	14	13	1,215	0	0	0	0	0	0	0
6	MENDES, Carlos	D	03-04	37	27	2,497	1	0	2	5	42	6	0
10	MENYONGAR, Johnny	M	06-09	105	96	8,428	28	13	69	152	137	12	1
21	MERCIK, Joe	D	97-99	8	3	415	0	0	0	1	2	0	0
19	MILLER, Doug	F	96-99, 03-05	146	113	10,321	75	16	166	328	123	11	3
25	MILLER, Scott	M	97	1	0	6	0	0	0	0	0	0	0
21	MILWARD, Evan	M	08	11	2	211	0	0	0	3	6	0	0
4	MINOTT, Leon	D	96-97	40	35	3,075	0	0	0	5	48	5	0
9,11 22,40	MITCHELL, Jamel	F	01, 03, 05	52	6	1,419	8	3	19	48	13	1	0
10	MLADENOV, Stoian	M	01-03, 05	92	77	7,192	15	22	52	147	126	9	1
9	MONTEIRO, Darci	M	97	11	5	604	2	2	6	16	21	6	1
5	MOTAGALVAN, Alfonso	M	10,11	50	45	3,654	2	3	7	22	57	8	0
15	MULCAHY, Pat	D	99	3	0	29	0	0	0	0	0	0	0
15	NASH, Martin	M	00-02	65	53	4,644	9	12	30	101	45	3	0
20	NETO, Adauto	M	04	16	4	618	0	0	0	3	16	1	0
8	NOVAK, Kevin	D	07	22	19	1,586	0	1	1	7	23	2	0
25	NUNES, Amaury	M	09	2	0	44	0	0	0	3	0	0	0
25	NUNEZ, Tino	F	10	15	4	499	2	1	5	15	5	0	0
17	NURSE, Chris	M	09	21	20	1,493	2	1	5	12	58	8	0
25	ONSTAD, Pat	GK	98-99, 01-02	70	70	6,358	0	0	0	0	1	5	1
9	PACO, Viktor	F	03	11	6	490	2	1	5	14	3	0	0
20,17	PALGUTA, Scott	D	05-08	104	97	8,610	4	8	16	40	120	8	0
5	PARRA, Carlos	M	01	1	1	75	0	0	0	1	0	0	0
12	PERRY, Jason	D	05-07	39	29	2,540	0	0	0	2	33	6	0
16	PILARSKI, Ian	M	04-05	10	1	212	0	0	0	1	4	0	0
4	PITCHKOLAN, Aaron	M	10	25	23	2,156	2	2	6	15	37	7	1
2	RESTREPO, Andrew	D	99-00	35	25	2,340	0	0	0	4	24	2	1
5	REYES, J.P.	D	08	3	1	63	0	0	0	0	0	0	0
6,2	RIVAS, Rene	D	96-97, 05	49	48	4,271	7	6	20	46	100	12	0
2	RIZI, Marco	D	96	10	7	540	0	0	0	4	7	1	1
15	ROBERTO, Ze	M	08-09	31	26	2,245	4	3	11	14	36	5	0
12	ROBERTS, Troy	D	10,11	50	50	4,417	3	0	6	17	38	3	0
20	ROCHA, Maurizio	M	03	5	0	90	0	0	0	0	3	1	0
12	ROMANELLO, Gustavo	F	96	4	3	215	0	0	0	4	0	0	0
13,8	ROSENLUND, Tyler	M	10,11	50	45	3,836	4	5	13	37	50	7	0
9	ROUGIER, Anthony	F	05	6	6	489	0	0	0	7	20	1	0
8	SALLES, Mauricio	F	08-09	33	25	2,173	5	2	12	59	36	5	0
5	SANCHO, Brent	D	09	23	21	1,690	1	0	2	2	27	3	1
15	SANFILIPPO, Frankie	D	05-06, 10	81	80	6,917	2	6	10	20	78	5	0
1	SANTOS, Nuno	GK	07	2	2	180	0	0	0	0	0	0	0
2	SARKODIE, Kwame	M/D	09	24	6	721	1	2	4	12	12	2	0
16	SCHEUFELE, P.J.	M	07	7	3	269	1	0	2	4	3	0	0
4,3	SCHWEITZER, Scott	D	98-03, 05	172	170	15,221	2	12	16	46	186	36	2
20	SEBRANGO, Eduardo	F	00	24	13	1,507	6	2	14	30	21	1	0
9,11	SEDGEWICK, Bill	D	99-05	160	142	12,865	6	11	24	121	235	28	2
3	SEMBALUK, Leigh	D	08	4	0	86	0	0	0	0	0	0	0

ROCHESTER RHINOS ALL-TIME REGULAR SEASON STATISTICS

NO	NAME	POS	YRS	GP	GS	MIN	G	A	PTS	SHT	FLS	C	E
0	SEMEDO, Carlos	D	04	17	7	944	0	1	1	5	18	0	0
17,20	SEVERS, Chad	F	06-08	25	9	866	3	1	7	15	9	1	0
6	SHIRLEY-BLACK, Stephen	M	07	20	17	1,363	0	1	1	9	30	5	0
27,17	SHORT, Nano	M/D	09-10	39	17	1,759	2	0	4	15	34	7	1
9	SIMMONDS, Greg	F	02	26	19	1,594	6	6	18	60	61	4	0
9	SMITH, John	M	99	1	0	52	0	0	0	0	0	0	0
9	SMITH, Rob	M	99	3	3	234	0	0	0	5	4	0	0
18	SMITH, Ross	D	08	15	15	1,192	2	0	4	8	20	4	0
5,14	SMOTRICH, Yuriy	D	96-97	34	32	2,910	0	1	1	1	44	2	1
9	SPICER, Darren	M	10	25	21	1,612	0	3	3	13	19	0	0
25,22	STEBBINS, Dan	F	00,02	31	18	1,610	5	2	12	31	31	2	0
22	STEELE, Jonny	M	05-06	19	11	1,096	1	2	4	14	25	2	0
23	STEENKAMP, Lenin	M	96-05	219	190	17,328	35	30	100	381	284	16	2
17	STISSER, Brad	M	11	3	2	82	0	0	0	0	1	0	0
7	STODDARD, Justin	D	97	5	1	197	0	0	0	1	7	2	0
19	STOJANOV, Dimitri	F	02	1	0	4	0	0	0	0	0	0	0
22	STUART, Darrell	F	96-97	4	1	81	0	0	0	0	2	1	0
7	SUAREZ, Temoc	M	02-03	53	31	2,855	5	7	17	33	51	4	3
27	TANKE, Michael	M	11	13	9	614	0	1	1	2	8	1	0
20	TANNER, Jimmy	F	01-02	36	8	1,350	3	1	7	20	35	3	0
8	TANNER, Tommy	M	96-02	141	119	9,259	11	21	43	97	118	28	1
5	TAYLOR, Kevin	D	05-06	4	1	136	0	0	0	1	2	0	0
26	TILLEY, Darren	F	98-00	51	47	4,082	26	12	64	118	55	7	1
15	TOBIN, Connor	D	11	15	11	848	1	0	2	7	4	0	0
20	TOMETSKO, Ken	M	96	1	1	90	0	0	0	0	1	0	0
29,33	TRANCHILLA, Mike	F	05	2	0	15	0	0	0	0	0	0	0
4	TRAYNOR, Will	D	11	9	6	593	0	0	0	2	7	1	0
14	TROTMAN, Mickey	F	01	11	8	623	0	1	1	27	22	2	0
10	TROUT, Ryan	M	04	27	16	1,453	2	0	4	14	17	1	0
16, 8	TSAKIRIS, Shaun	M	03-05	36	24	1,767	1	4	6	16	26	11	2
30	TURPIN, Mychal	F	05	2	0	39	0	0	0	0	1	0	0
20	UKAH, Warren	F	09	12	6	481	4	1	9	18	12	1	0
15	VALENCIA, Gabriel	F	03	5	3	247	1	1	3	5	6	1	0
24	VALLOW, Scott	GK	00-02, 05-10	168	166	15,053	0	0	0	0	6	13	0
3	VELTEN, Tim	D	09	4	2	208	0	0	0	0	0	0	0
16	VERSAILLES, Kenold	M	10,11	28	15	1,271	1	0	2	2	25	3	0
11	VIGNJEVIC, Nikola	M	97	21	11	1,194	3	3	9	35	12	1	0
14, 5	VILLAGRA, Gustavo	M	96-97	37	35	3,067	0	3	3	33	91	9	0
13	VUCKOVIC, Bo	F	97	4	2	199	0	0	0	8	4	1	0
5,6	WALTON, Mali	D	97-02	108	86	7,987	0	3	3	15	76	5	0
3	WEST, Adam	D	10	7	2	160	1	1	3	1	7	0	0
15	WILEMAN, Ryan	M	07	5	0	73	0	0	0	3	4	0	0
25	WILSON, John	D	04-05	24	21	1,719	0	0	0	6	22	1	0
21	WILSON, Kirk	F	01-05	116	104	9,098	22	18	62	188	256	21	0
12	WOOLFOLK, Corey	F	04	26	11	1,385	9	1	19	31	21	1	0
18	WOLYNIEC, John	F	01	15	6	622	1	1	3	12	13	0	0
17	WRIGHT, David	D	04	27	26	2,389	2	0	4	11	30	5	0
14	WURDAK, Tom	M	96	4	3	273	0	0	0	3	2	0	0
12	YOUNG, Paul	F	96,99	14	6	691	7	0	14	28	11	0	0
22	ZAGAR, Theo	GK	04	20	20	1,870	0	0	0	0	0	1	0
58	ZAVALA, Carlos	D	98-02	87	40	4,004	4	10	8	42	40	4	0

ROCHESTER RHINOS ALL-TIME REGULAR SEASON STATISTICS

NO.	NAME	GP/GS	YRS	SVS	GA	MIN	GAA	SO	W	L	T
1	ANDRACKI, Billy	105/103	96-03	446	137	9,533	1.29	29	55	35	8
29	FREEMAN, Josh	2/1	98	1	2	106	1.70	0	1	0	0
30	HARRISON, Chase	18/18	07	83	23	1,620	1.28	2	7	5	6
1	HUDOCK, Dusty	3/3	05	9	4	270	1.33	1	2	0	1
25	JOHNSON, Soren	10/10	03-04	56	17	960	1.34	3	4	3	3
25	KENNY, Ryan	1/1	11	1	1	90	1.00	0	0	1	0
1	KITSON, Neal	40/40	10,11	137	36	3,576	0.91	16	21	13	6
1	MELIA, Tim	14/13	08-09	62	13	1,215	0.96	6	4	2	7
25	ONSTAD, Pat	70/70	98-99, 01-02	212	44	6,358	0.69	36	52	14	3
0	THOMPSON, Rett	3/0	96-99	5	5	78	7.03	0	0	0	0
42	RUEDA, Kevin	1/1	00	3	3	90	3.00	0	0	1	0
1	SANTOS, Nuno	2/2	07	8	7	180	3.50	0	0	2	0
24	VALLOW, Scott	168/166	00-02, 05-10	591	155	15,053	0.91	60	83	47	35
22	ZAGAR, Theo	20/20	04	68	17	1,820	0.84	9	12	7	1

RECORD	GP	W	L	T	SOW	SOL	SCORING	1st	2nd	OT	TOT
Rhinos	444	245	131	68	6	9	Rhinos	300	372	15	687
Opponents	444	131	245	68	9	6	Opponents	180	276	3	459

RHINOS WHEN:

Scoring First Goal	215-22-20	RHINOS
Allowing First Goal	29-109-17	2,178
Outshooting Opponent	158-57-31	1,244
Shots are Tied	19-5-5	39
Outshot by Opponent	66-71-32	20
Leading at Halftime	147-11-11	6,121
Tied at Halftime	84-55-46	697
Trailing at Halftime	11-67-11	50

ADDITIONAL STATISTICS

	OPPONENT
CORNER KICKS	1,751
OFFSIDES	917
PENALTY KICKS	45
PENALTY KICKS SCORED	34
FOULS	5,419
CAUTIONS	699
EJECTIONS	66

ROCHESTER RHINOS ALL-TIME REGULAR SEASON STATISTICS

<u>TEAM</u>	<u>GP</u>	<u>HOME</u>	<u>ROAD</u>	<u>TOTAL</u>	<u>GF</u>	<u>GA</u>
AC St. Louis	2	1-0-0	1-0-0	2-0-0	4	2
Atlanta Ruckus	5	3-0-0	2-0-0	5-0-0	20	4
Atlanta Silverbacks	17	7-3-1	5-2-0	11-5-1	31	20
Antigua Barracudas	3	1-0-0	1-0-1	2-0-1	6	3
Austin Aztex	5	2-0-1	2-0-0	4-0-1	9	2
Bay Area Seals	1	0-0-0	1-0-0	1-0-0	4	0
Boston Bulldogs	6	2-1-0	2-1-0	4-2-0	9	5
California Jaguars	2	1-0-0	1-0-0	2-0-0	8	0
California Victory	2	0-0-1	1-0-0	1-0-1	4	2
Carolina Dynamo	2	1-0-0	1-0-0	2-0-0	4	2
Carolina RailHawks	13	2-2-3	2-1-3	4-3-6	15	12
Charleston Battery	26	7-2-4	6-5-2	13-7-6	34	31
Charlotte Eagles	6	1-2-0	0-2-1	1-4-1	5	11
Cincinnati Riverhawks	1	0-0-0	1-0-0	1-0-0	3	1
Cleveland City Stars	3	1-0-0	1-1-0	2-1-0	7	4
Colorado Foxes	4	1-1-0	0-2-0	1-3-0	2	12
Connecticut Wolves	13	5-1-1	6-0-0	11-1-1	29	10
Crystal Palace Baltimore	4	1-0-0	1-0-1	2-0-1	4	2
Dayton Dutch Lions	2	1-0-0	1-0-0	2-0-0	4	2
FC New York	3	1-0-0	0-2-0	1-2-0	5	5
Hamp. Rds./Vir. Be. Mariners	14	4-0-1	2-5-2	6-5-3	18	22
Harrisburg City Islanders	2	1-0-0	0-1-0	1-1-0	1	1
Hershey Wildcats	9	4-0-0	3-2-0	7-2-0	12	8
Indiana Blast	1	0-0-0	0-0-1	0-0-1	2	2
Jacksonville Cyclones	4	2-0-0	2-0-0	4-0-0	10	6
Lehigh Valley Steam	2	1-0-0	0-1-0	1-1-0	1	1
Long Island Rough Riders	16	9-1-0	3-3-0	12-4-0	40	15
Maryland Mania	1	0-0-0	1-0-0	1-0-0	4	1
Miami FC	15	3-1-3	5-2-1	8-3-4	21	12
Milwaukee Rampage	5	1-2-0	1-1-0	2-3-0	11	6
Minnesota Thunder	18	6-1-2	6-2-1	12-3-3	26	13
Montreal Impact	51	13-8-5	3-19-3	16-27-8	44	60
New York Fever	5	2-1-0	2-0-0	4-1-0	11	5
NSC Minnesota Stars	2	0-0-1	1-0-0	1-0-1	3	0
Orlando City	3	0-1-1	0-1-0	0-2-1	1	3
Pittsburgh Riverhounds	20	10-0-1	6-3-1	16-3-2	39	18
Portland Timbers	16	6-1-1	4-3-1	10-4-3	25	16
Puerto Rico Islanders	20	4-1-4	3-6-2	7-7-6	23	24
Raleigh Capital Express	1	1-0-0	0-0-0	1-0-0	1	0
Raleigh Flyers	3	0-1-0	1-1-0	1-2-0	4	4
Richmond Kickers	17	5-1-2	4-4-1	9-5-3	21	17
Seattle Sounders	16	5-3-1	3-4-2	8-7-3	22	18
Staten Island Vipers	5	4-0-0	1-0-0	5-0-0	11	2
Syracuse Salty Dogs	8	1-1-2	1-2-1	2-3-3	11	11
Tampa Bay Rowdies	2	1-0-0	1-0-0	2-0-0	4	0
Toronto Lynx	38	16-2-1	8-7-4	24-9-5	69	36
U.S. Pro 40 Select	1	0-1-0	0-0-0	0-1-0	1	2
Vancouver 86ers/Whitecaps	19	7-2-1	2-6-2	8-8-3	24	23
Wilmington Hammerheads	2	0-1-0	0-0-1	0-1-1	1	2
Worcester Wildfire	5	3-0-0	1-1-0	4-1-0	19	3
TOTALS	444	146-39-37	99-92-29	245-131-68	687	460

ROCHESTER RHINOS ALL-TIME REGULAR SEASON STATISTICS

Coaching History

Regular Season							Playoffs							U.S. Open Cup					
Year	Coach	W	L	T	Pct.	OT	SO	W	L	T	Pct.	PK's	SO	W	L	T	Pct.	OT	PK's
1996	Pat Ercoli	14	13	-	.519	-	3-3	2	1	0	.667	-	0-0	2	1	0	.667	1-0	0-0
1997	Pat Ercoli	14	14	-	.500	-	5-5	0	2	0	.000	-	0-2	1	1	0	.500	0-0	0-0
1998	Pat Ercoli	24	4	-	.857	-	1-1	6	0	0	1.000	-	1-0	1	1	0	.500	0-1	0-0
1999	Pat Ercoli	22	6	-	.786	-	2-1	6	3	0	.667	-	0-0	5	0	0	1.000	2-0	0-0
2000	Pat Ercoli	17	9	2	.625	-	-	5	0	1	.917	-	-	1	1	0	.500	0-0	0-0
2001	Pat Ercoli	16	6	4	.642	4-1-3	-	4	1	0	.800	-	-	0	1	0	.000	0-0	0-0
2002	Pat Ercoli	17	8	3	.661	5-2-2	-	1	0	3	.625	0-1	-	1	1	0	.500	1-1	0-0
2003	Pat Ercoli	15	7	6	.643	2-1-4	-	1	1	2	.500	-	-	1	1	0	.500	0-0	0-0
2004	Pat Ercoli	15	10	3	.589	0-1-1	-	0	2	0	.000	-	-	1	1	1	.500	0-0	1-0
2005	L. Calloway	15	7	6	.642	-	-	0	1	1	.250	-	-	2	0	1	.833	0-0	0-1
2006	L. Calloway	13	4	11	.661	-	-	1	1	1	.500	-	-	1	0	1	.750	0-0	0-1
2007	L. Calloway	12	10	6	.536	-	-	0	1	1	.250	-	-	2	1	0	.667	1-0	0-0
2008	D. Tilley	11	10	9	.554	-	-	2	2	0	.500	-	-	2	1	0	.667	1-0	0-0
2009	D. Tilley	11	9	10	.533	-	-	1	1	0	.500	-	-	2	1	2	.600	1-0	2-0
2010	B.Lilley	16	8	6	.733	-	-	1	1	0	.500	-	-	2	1	0	.667	0-0	0-0
2011	B.Lilley	12	8	4	.600	-	-	1	1	0	.500	-	-	2	1	0	.667	0-0	0-0

Attendance History

Year	Home			Road			Home Rank	Largest Home Crowd
	Games	Total	Average	Games	Total	Average		
1996	14	134,269	9,591	13	43,994	3,384	1	14,717 v. Montreal (7/12)
1997	14	143,481	10,677	14	35,562	2,540	1	13,510 v. LI (8/29)
1998	16	183,980	11,499	12	25,977	2,165	1	13,313 v. LI (8/1)
1999	14	161,714	11,551	14	36,526	2,609	1	13,439 v. Atlanta (7/30)
2000	15	174,426	11,628	13	35,225	2,709	1	13,597 v. Montreal (8/4)
2001	14	154,068	11,005	12	36,237	3,220	1	12,716 v. Toronto (8/24)
2002	14	140,103	10,007	14	27,242	1,946	1	11,066 v. Toronto (7/13)
2003	14	151,724	10,837	14	41,113	3,163	1	12,622 v. Richmond (8/23)
2004	14	142,527	10,181	14	51,557	3,682	1	11,168 v. Montreal (7/9)
2005	14	133,973	9,570	14	52,219	3,730	2	11,113 v. Richmond (7/30)
2006	14	140,892	10,064	14	61,249	4,374	2	13,768 v. Virginia Beach (6/3)
2007	14	130,700	9,336	14	60,859	4,347	2	12,448 v. Montreal (9/8)
2008	15	109,702	7,313	15	69,504	4,633	3	8,948 v. Montreal (7/25)
2009	15	96,427	6,428	15	63,971	4,264	3	10,137 v. Montreal (5/30)
2010	15	96,960	6,464	15	57,735	3,849	3	9,157 v. Miami FC (8/21)
2011	12	61,672	5,139	12	17,940	1,495	2	7,459 v. Pittsburgh (8/13)

ROCHESTER RHINOS ALL-TIME REGULAR SEASON RECORDS

Rank	Games Played	Rank	Games Started	Rank	Minutes Played
1	Lenin Steenkamp 219	1	Lenin Steenkamp 190	1	Lenin Steenkamp 17,328
2	Scott Schweitzer 172	2	Scott Schweitzer 170	2	Scott Schweitzer 15,121
3	Scott Vallow 168	3	Scott Vallow 166	3	Scott Vallow 15,053
4	Bill Sedgewick 160	4	Bill Sedgewick 142	4	Craig Demmin 13,156
5	Craig Demmin 147	5	Craig Demmin 141	5	Bill Sedgewick 12,865
6	Doug Miller 146	6	Tommy Tanner 119	6	Doug Miller 10,321
7	Tommy Tanner 141	7	John Ball 116	7	John Ball 10,096
8	John Ball 140	8	Doug Miller 113	8	Billy Andracki 9,533
9	Kirk Wilson 116	9	Kirk Wilson 104	9	Tommy Tanner 9,259
10	Mali Walton 108	10	Billy Andracki 103	10	Kirk Wilson 9,098

Rank	Points	Rank	Goals	Rank	Assists
1	Doug Miller 166	1	Doug Miller 75	1	Lenin Steenkamp 30
2	Lenin Steenkamp 100	2	Jimmy Glenn 35	2	Stoian Mladenov 22
3	Jimmy Glenn 90		Lenin Steenkamp 35	3	Tommy Tanner 21
4	Yari Allnutt 73	4	Yari Allnutt 31	4	Jimmy Glenn 20
5	John Menyongar 69	5	John Menyongar 28	5	Kirk Wilson 18
6	Darren Tilley 64	6	Darren Tilley 26	6	Doug Miller 16
7	Kirk Wilson 62	7	Kirk Wilson 22	7	John Ball 15
8	Stoian Mladenov 52	8	Matthew Delicate 19	8	John Menyongar 13
9	Matthew Delicate 45	9	Nate Daligcon 16	9	Mike Kirmse 12
	John Ball 45	10	Stoian Mladenov 15		Martin Nash 12
			John Ball 15		Scott Schweitzer 12
					Darren Tilley 12

Rank	Shots	Rank	Fouls	Rank	Goalkeeper Wins
1	Lenin Steenkamp 381	1	Lenin Steenkamp 284	1	Scott Vallow 83
2	Doug Miller 328	2	Kirk Wilson 256	2	Billy Andracki 55
3	Kirk Wilson 188	3	Bill Sedgewick 235	3	Pat Onstad 52
4	Yari Allnutt 181	4	Tommy Tanner 188	4	Neal Kitson 21
5	Jimmy Glenn 173	5	Scott Schweitzer 186	5	Theo Zagar 12
6	John Menyongar 152	6	John Ball 180	6	Chase Harrison 7
7	Stoian Mladenov 147	7	Craig Demmin 167	7	Soren Johnson 4
8	Bill Sedgewick 121	8	Yari Allnutt 140		Tim Melia 4
9	Darren Tilley 118		Fuseini Doua 140	9	Dusty Hudock 2
10	John Ball 109	10	John Menyongar 137	10	Josh Freeman 1

Rank	Goals Against Average *	Rank	Goalkeeper Ties	Rank	Goalkeeper Saves
1	Pat Onstad 0.63	1	Scott Vallow 31	1	Scott Vallow 591
2	Theo Zagar 0.84	2	Billy Andracki 8	2	Billy Andracki 420
3	Neal Kitson 0.91	3	Tim Melia 7	3	Pat Onstad 212
4	Scott Vallow 0.92	4	Chase Harrison 6	4	Neal Kitson 137
5	Billy Andracki 0.98		Neal Kitson 6	5	Theo Zagar 68
	Tim Melia 0.98	6	Pat Onstad 3	6	Tim Melia 59
7	Chase Harrison 1.28		Soren Johnson 3	7	Soren Johnson 56
		8	Theo Zagar 1	8	Dusty Hudock 9
			Dusty Hudock 1	9	Chase Harrison 8
					Nuno Santos 8

Rank	Goalkeeper Shutouts
1	Scott Vallow 57
2	Pat Onstad 36
3	Billy Andracki 29
4	Neal Kitson 16
5	Theo Zagar 9
6	Tim Melia 6
7	Soren Johnson 3
8	Chase Harrison 2

ROCHESTER RHINOS ALL-TIME REGULAR SEASON STATISTICS

Rank	Games Played	Year	Rank	Games Started	Year
1	John Menyongar	2008	1	Troy Roberts	2010
	Luke Kreamalmeyer	2008	2	Scott Vallow	2008
	Troy Roberts	2010		Kenny Bertz	2009
4	Scott Vallow	2008	4	Luke Kreamalmeyer	2008
	Kenny Bertz	2009		Scott Vallow	2006
				Billy Andracki	1997
				Jimmy Glenn	1997
				Lenin Steenkamp	2002

Rank	Minutes Played	Year	Rank	Points	Year
1	Troy Roberts	2010	1	Doug Miller	1997
2	Scott Vallow	2008	2	Darren Tilley	1998
	Kenny Bertz	2009	3	Doug Miller	1996
4	Billy Andracki	1997		Doug Miller	2003
5	Bill Sedgewick	2003	5	Jimmy Glenn	1997
6	Lenin Steenkamp	2002	6	Yari Allnutt	1998
7	Scott Vallow	2006	7	Jimmy Glenn	1998
8	Jonathan Greenfield	2010	8	Chris Carrieri	2004
9	Scott Schweitzer	2002	9	John Menyongar	2009
10	Lenin Steenkamp	2001		Kirk Wilson	2005
				Yari Allnutt	2000

Rank	Goals	Year	Rank	Assists	Year
1	Doug Miller	1997	1	Luke Kreamalmeyer	2008
2	Darren Tilley	1998		Martin Nash	2000
3	Doug Miller	1996	3	Chris Carrieri	2004
4	Doug Miller	2003		Jimmy Glenn	1997
5	Yari Allnutt	1998		Stoian Mladenov	2001
6	Jimmy Glenn	1997	6	Hector Marinaro	1996
7	John Menyongar	2009		Jimmy Glenn	1998
8	Jimmy Glenn	1998		Lenin Steenkamp	1998
	Yari Allnutt	2000		Darren Tilley	1998
10	Hamed Diallo	2007	10	Tommy Tanner	1996
	Kirk Wilson	2005		Yogi McKay	1998
	Corey Woolfolk	2004		Stoian Mladenov	2002
	Lenin Steenkamp	2001		Greg Simmonds	2002
				Stoian Mladenov	2003
				John Ball	2009
				Tiger Fitzpatrick	2009

Rank	Shots	Year	Rank	Fouls	Year
1	Doug Miller	1997	1	Kirk Wilson	2003
	Doug Miller	2003	2	Kirk Wilson	2004
3	Doug Miller	1996	3	Greg Simmonds	2002
4	Lenin Steenkamp	1998	4	John Menyongar	2007
	Darren Tilley	1998		Chris Nurse	2009
	Onandi Lowe	2000	6	Rene Rivas	1996
	Lenin Steenkamp	2001	7	Fuseini Dauda	1997
8	Lenin Steenkamp	2002		Gustavo Villagra	1997
	Stoian Mladenov	2002	9	Fuseini Dauda	1996
10	Jimmy Glenn	1997	10	Stoian Mladenov	2002
	Yari Allnutt	1998		Lenin Steenkamp	2002
				Kirk Wilson	2005
				Onandi Lowe	2000

ROCHESTER RHINOS ALL-TIME REGULAR SEASON STATISTICS

Rank	Goalkeeper Wins	Year		Rank	Goalkeeper Shutouts	Year	
1	Pat Onstad	1998	22	1	Pat Onstad	1998	16
2	Pat Onstad	1999	16	2	Scott Vallow	2006	14
3	Billy Andracki	1997	14	3	Pat Onstad	1999	10
4	Scott Vallow	2006	13		Pat Onstad	2002	10
	Scott Vallow	2005	13		Scott Vallow	2008	10
	Pat Onstad`	2002	13	6	Scott Vallow	2005	9
7	Scott Vallow	2000	12		Theo Zagar	2004	9
	Theo Zagar	2004	12		Neal Kitson	2011	9
	Neal Kitson	2011	12	9	Scott Vallow	2000	8
10	Billy Andracki	1996	11	10	Billy Andracki	1996	7
	Scott Vallow	2008	11		Neal Kitson	2010	7
Rank	Goalkeeper Saves	Year		Rank	Goals Against Average *	Year	
1	Billy Andracki	1997	151	1	Pat Onstad		0.50
2	Billy Andracki	1996	120	2	Pat Onstad		0.62
3	Scott Vallow	2008	94	3	Scott Vallow		0.75
4	Scott Vallow	2005	90		Pat Onstad		0.75
5	Chase Harrison	2007	83	5	Neal Kitson		0.79
6	Pat Onstad	2002	78	6	Scott Vallow		0.82
7	Neal Kitson	2011	76	7	Scott Vallow		0.83
8	Pat Onstad	1998	68	8	Theo Zagar		0.84
	Theo Zagar	2004	68	9	Scott Vallow		0.92
10	Scott Vallow	2008	67	10	Tim Melia		0.98

ROCHESTER RHINOS

ALL-TIME REGULAR SEASON STATISTICS

Wins

Most Wins: 24 (1998)
Most Home Wins: 14 (1998, 2000)
Most Road Wins: 11 (1999)
Most Regulation Wins: 22 (1998)
Most Home Regulation Wins: 14 (1998, 2000)
Most Road Regulation Wins: 8 (1998, 1999)
Most Overtime Wins: 5 (2002)
Most Home Overtime Wins: 4 (2001, 2002)
Most Road Overtime Wins: 2 (2001)
Most Shootout Wins: 3 (1996)
Most Home Shootout Wins: 1 (1996)
Most Road Shootout Wins: 2 (1996, 1999)
Most Consecutive Wins: 13 (1998)
Most Consecutive Home Wins: 14 (2000)
Most Consecutive Road Wins: 7 (1998, 1999)

Fewest Wins: 12 (2007, 2011)
Fewest Home Wins: 7 (2006)
Fewest Road Wins: 3 (2000)
Fewest Regulation Wins: 11 (1996)
Fewest Home Regulation Wins: 6 (1997)
Fewest Road Regulation Wins: 3 (1996, 2000)
Fewest Overtime Wins: 1 (1998, 1999)
Fewest Home Overtime Wins: 0 (1998, 1999, 2000)
Fewest Road Overtime Wins: 0 (1996, 2000)
Fewest Shootout Wins: 0 (1997)
Fewest Home Shootout Wins: 0 (1997, 1998, 1999)
Fewest Road Shootout Wins: 0 (1997)

Longest Winning Streak: 16 (8/24/97 – 6/25/98)
Longest Home Winning Streak: 14 2x (1997-1998, 2001)
Longest Home Unbeaten Streak: 30 (2000-2002)
Longest Road Winning Streak: 8 (1997-1998)
Longest Road Unbeaten Streak: 7 (1998, 1999)
Largest Home Margin of Victory: 6 (1996, 1998)
Largest Road Margin of Victory: 5 (2005)

Losses

Most Losses: 14 (1997)
Most Home Losses: 6 (1997)
Most Road Losses: 8 (1996, 1997, 2000)
Most Regulation Losses: 10 (1996)
Most Home Regulation Losses: 4 (1997, 2007)
Most Road Regulation Losses: 8 (1996, 2000)
Most Overtime Losses: 1 (2001)
Most Shootout Losses: 5 (1997)
Most Home Shootout Losses: 3 (1996)
Most Road Shootout Losses: 3 (1997)
Most Consecutive Losses: 8 (1997)
Most Consecutive Home Losses: 4 (1997)
Most Consecutive Road Losses: 5 (1997)

Fewest Losses: 4 (1998, 2006)
Fewest Home Losses: 0 (2001)
Fewest Regulation Losses: 3 (1998)

Fewest Home Regulation Losses: 0 (2001)
Fewest Road Regulation Losses: 1 (1998)
Fewest Overtime Losses: 0 (1997, 1998)
Fewest Shootout Losses: 1 (1998)
Fewest Home Shootout Losses: 0 (1998)
Fewest Road Shootout Losses: 0 (1996)
Largest Home Margin of Defeat: 3 (1997, 1999, 2002)
Largest Road Margin of Defeat: 6 (1996)

Ties

Most Ties: 11 (2006)
Fewest Ties: 2 (2000)
Most Home Ties: 8 (2009)
Most Road Ties: 5 (2006)
Fewest Road Ties: 1 (2001)

Standings Points

Most Points: 92 (1999)
Fewest Points: 36 (1996)
Most Home Points 59 (2000)
Fewest Home Points: 17 (2009)
Most Road Points: 42 (1999)
Fewest Road Points: 11 (1996)

Goals

Most Goals (season): 72 (1998)
Most Goals (game): 8 (8/30/96 vs. Atlanta)
Most Goals (half): 5, 2x (last 5/31/05 @ Toronto)
Most Goals Combined (game): 10 (8/30/96 vs. Atlanta)
Most Home Goals: 48 (1998)
Most Road Goals: 25 (1998)
Most Shootout Goals (season): 12 (1996)
Most Shootout Goals (game): 4 (6/13/99 @ Staten Island)
Most Shootout Attempts (game): 12 (7/7/96 @ Atlanta)
Highest Goals Per Game Average: 2.57 (1998)
Highest Home Goals Per Game Average: 1.79 (2007)
Highest Road Goals Per Game Average: 2.08 (1998)
Most Goals Allowed (season): 49 (1997)
Most Goals Allowed (game): 6, 2x (last 7/6/97 @ Montreal)
Most Goals Allowed (half): 4 (6/27/96 @ Colorado)
Most Home Goals Allowed: 25 (1997)
Most Road Goals Allowed: 22 (1997)
Most Shootout Goals Against: 4, 2x (last 8/17/97 vs. Milwaukee)

Fewest Goals (season): 38 (2002)
Fewest Goals (game): 0, many times (last 08/05/11 vs. Charleston)
Fewest Goals Combined (game): 0, (last 5/20/11 vs. Orlando City)
Fewest Home Goals (season): 15 (2009)
Fewest Road Goals (season): 11 (2008)

Lowest Goals Per Game Average: 1.35 (2002)
Lowest Home Goals Per Game Average: 1.00 (2009)
Lowest Road Goals Per Game Average: 0.73 (2008)
Fewest Goals Allowed (season): 15 (1998)
Fewest Home Goals Allowed (season): 8 (1998, 2000)
Fewest Road Goals Allowed (season): 7 (1998)

Largest Margin of Victory: 6, 3x (last 9/1/98 vs. Worcester)
Largest Margin of Defeat: 6 (8/30/96 @ Colorado)

Assists

Most Assists (season): 62 (1998)
Most Assists (game): 7, (8/30/96 vs. Atlanta)
Most Assists (half): 4, (8/30/96 vs. Atlanta)
Most Combined Assists (game):

Fewest Assists (season): 19 (2011)

Corners

Most Corners (season): 487 (2002)
Most Corners (game): 14, (8/5/11 vs. Charlotte)
Most Corners (half): 9 2X (8/5/11 vs. Charlotte)
Most Corners Allowed (season): 143 (2006)
Most Corners Allowed (game): 12 (5/10/08 @ Vancouver)
Most Corners Allowed (half): 7 2x(last 5/10/08 @ Vancouver)

Fewest Corners (season): 116 (2005)
Fewest Corners (game): 0 (many times)
Fewest Corners Allowed (season): 80 (2004)
Fewest Corners Allowed (game): 0 (many times)

Shots

Most Shots (season): 420 (2001)
Most Shots (game): 33 (5/2/03 vs. Atlanta)
Most Shots (half): 14 (5/2/03 vs. Atlanta)
Most Shots Allowed (season): 393 (2007)
Most Shots Allowed (game): 30 (6/1/97 @ Hershey)

Fewest Shots (season): 221 (2011)
Fewest Shots (game): 3 (6/9/06 @ Virginia Beach)
Fewest Shots Allowed (season): 158 (2011)
Fewest Shots Allowed (game): 0 (6/21/98 vs. California)

Offsides

Most Offsides (season): 128 (1998)
Most Offsides (game): 14 (5/7/99 @ Connecticut)
Most Offsides by Opponent (season): 113 (2005)
Most Offsides by Opponent (game): 10, (5/4/08 at Minnesota)

Fewest Offsides (season): 54 (2011)
Fewest Offsides by Opponent (season): 37 (2011)

Fouls

Most Fouls (season): 487 (2002)

Most Fouls (game): 27 (8/8/99 @ Richmond)
Most Fouls Suffered (season): 457 (2000)
Most Fouls Suffered (game): 30 (6/25/00 @ Toronto)
Most Fouls Combined (game): 54 (6/26/00 @ Toronto)

Fewest Fouls (season): 246 (2011)
Fewest Fouls Suffered (season): 196 (2011)

Shutouts

Most Shutouts: 17 (1998)
Most Home Shutouts: 10 (1998)
Most Road Shutouts: 7 (1998)
Most Shutouts by Opponent: 8 (1996)
Most Shutouts by Home Opponents: 3 (1996, 2007, 2008, 2011)
Most Shutouts by Road Opponents: 7 (2000)
Most Consecutive Shutouts: 6 (1998)
Longest Shutout Streak :Pat Onstad :638 minutes (5/2/98 – 6/5/98)

Most Times Shutout: 13 (2009)
Most Times Shutout at Home: 8 (2009)
Most Times Shutout on Road: 7 (2006)
Most Consecutive Games Shutout: 4 (2008)

Fewest Shutouts: 6 (1997)
Fewest Home Shutouts: 3 (2001)
Fewest Road Shutouts: 2 (1997)
Fewest Shutouts by Opponents: 0 (1998)
Fewest Shutouts by Home Opponents: 0 (1998, 2002)
Fewest Shutouts by Road Opponents: 0 (1998)

Cautions/Ejections:

Most Cautions (season): 65 (1997)
Most Cautions by Opponent (season): 67 (2003)

Fewest Cautions (season): 25 (2011)
Fewest Cautions by Opponent (season): 27 (2011)

Most Ejections (season): 7 (1997)
Most Ejections by Opponent (season): 9 (1997)

Fewest Ejections (season): 0 (2011)
Fewest Ejections by Opponent (season): 1 (1996, 2002, 2011)

Goals

Most Goals (game): 3, 11x – last Kirk Wilson (5/31/05 @ Toronto)
Most Goals (half): 2, many times – last Andrew Hoxie (6/2/11 at Antigua)
Most Goals (season): 23 – Doug Miller (1997)
Most Overtime Goals (season): 2 – Lenin Steenkamp (2002)
Most Overtime Goals (career): 3 – Doug Miller, Lenin Steenkamp
Most Game-Winning Goals (season): 9 – Darren Tilley (1998)
Most Game Winning Goals (career): 12 – Doug Miller
Most Penalty Kicks Scored (career): 4 – Doug Miller
Most Shootout Goals (career): 4 – Doug Miller
Most Consecutive Games with a Goal: 7 – Doug Miller (6/7/96-7/4/97)

Assists

Most Assists (game): 3 – Tommy Tanner (8/30/96 vs. Atlanta)
Most Assists (half): 2, many times – last Martin Nash (5/12/00 vs. Boston)
Most Assists (season): 9 – Martin Nash (2000), Luke Kreamalmeyer (2008)
Most Consecutive Games with an Assist: 3 – Hector Marinaro (7/12/96-7/26/96)

Points

Most Points (game): 6, many times – last Kirk Wilson (5/31/05 @ Toronto)
Most Points (half): 5, many times – last Martin Nash (5/12/00 vs. Boston)
Most Points (season): 51 – Doug Miller (1997)
Most Consecutive Games with a Point: 14 – Darren Tilley (7/10/98-9/6/98)

Shots

Most Shots (game): 11, 2x – last Doug Miller (5/2/03 vs. Atlanta)
Most Shots (season): 78 – Doug Miller (1996)

Fouls

Most Fouls (game): 8 – Anthony Rougier (5/13/05 @ Toronto)
Most Fouls (season): 61, 2x – last Kirk Wilson (2003)

Goalkeeper

Most Saves (game): 13 – Billy Andracki (6/7/97 vs. Jacksonville)
Most Saves (half): 7, 2x – last Billy Andracki (7/12/97 vs. Richmond)
Most Consecutive Shutouts: 6 – Pat Onstad (5/8/98-5/31/00)
Most Consecutive Scoreless Minutes: 581 – Pat Onstad (5/8/98-5/31/00)

ROCHESTER RHINOS ALL-TIME REGULAR SEASON STATISTICS

Atlanta Ruckus (5-0-0)

July 7, 1996 – away – W (1-1 SO)
July 26, 1996 – home – W (3-1)
August 30, 1996 – home – W (8-2)
September 1, 1996 – away – W (4-0)
July 10, 1998 – home – W (4-0)

Atlanta Silverbacks (11-5-1)

July 30, 1999 – home – W (2-0)
June 14, 2002 – home – W (2-1)
August 3, 2002 – away – W (2-1 OT)
May 2, 2003 – home – T (2-2 OT)
May 11, 2003 – away – W (2-0)
August 16, 2003 – home – W (3-0)
June 6, 2004 – home – L (1-0)
August 15, 2004 – away – L (2-1)
August 25, 2004 – home – W (3-0)
July 4, 2005 – away – W (2-0)
August 6, 2005 – home – W (3-2)
August 5, 2006 – home – W (1-0)
September 2, 2006 – away – W (2-1)
June 29, 2007 – home – L (2-0)
July 14, 2007 – away – L (4-1)
August 3, 2008 – home – L (4-3)
August 23, 2008 – home – W (2-0)
August 30, 2008 – away – W (1-0)

Antigua Barracudas (2-0-1)

May 14, 2011 – home – W (2-0)
June 3, 2011 – away – W (2-1)
June 5, 2011 – away – D (2-2)

Austin Aztex (4-0-1)

June 21, 2009 – away – W (2-0)
July 5, 2009 – home – W (4-1)
August 8, 2009 – home – W (1-0)
April 25, 2010 – away – W (2-1)
July 9, 2010 – home – T (0-0)

Bay Area Seals (1-0-0)

August 22, 1998 – away – W (4-0)

Boston Bulldogs (4-2-0)

May 9, 1999 – away – W (2-1)
August 1, 1999 – home – L (2-0)
May 12, 2000 – home – W (3-0)
May 21, 2000 – away – L (2-0)
June 16, 2000 – away – W (2-0)
July 30, 2000 – home – W (2-0)

California Jaguars (2-0-0)

June 21, 2002 – home – W (5-0)
August 22, 2002 – away – W (3-0)

California Victory (1-0-1)

May 12, 2007 – away – W (3-1)
June 22, 2007 – home – T (1-1)

ROCHESTER RHINOS ALL-TIME REGULAR SEASON STATISTICS

Carolina Dynamo (2-0-0)

May 16, 1997 – away – W (1-0)
June 25, 1997 – home – W (3-2)

Carolina RailHawks (4-3-6)

June 8, 2007 – away – T (2-2)

July 6, 2007 – home – W (2-1)
August 10, 2007 – home – W (2-0)
May 24, 2008 – away – T (1-1)
June 20, 2008 – home – T (3-3)
September 14, 2008 – away – T (1-1)
April 18, 2009 – away – L (1-0)
August 5, 2009 – home – L (1-0)
August 22, 2009 – Home – T (0-0)
May 1, 2010 – home – T (1-1)
July 17, 2010 – home – L (1-0)
July 27, 2010 – away – W (1-0)
August 11, 2010 – away – W (2-0)

Charleston Battery (13-7-6)

May 9, 1997 – away – W (2-1)
August 15, 2002 – home – W (1-0)
May 8, 1998 – away – W (3-0)
June 4, 1999 – home – W (2-1)
August 9, 2000 – away – L (3-1)
May 10, 2002 – home – W (2-1 OT)
August 1, 2002 – away – W (2-1)
July 19, 2003 – away – W (2-1 OT)
July 27, 2003 – home – T (2-2)
July 11, 2004 – home – W (1-0)
August 8, 2004 – home – T (1-1)
August 13, 2004 – away – L (5-1)
June 25, 2005 – home – W (1-0)
July 2, 2005 – away – W (2-1)
July 8, 2006 – home – L (2-1)
September 10, 2006 – away – T (0-0)
May 6, 2007 – away – T (1-1)
June 17, 2007 – home – W (5-2)
May 2, 2008 – away – L (2-0)
May 17, 2008 – home – L (1-0)
June 28, 2008 – away – L (3-1)
May 23, 2009 – away – L (2-0)
July 18, 2009 – home – T (1-1)
September 18, 2009 – T (0-0)
May 7, 2011 – home – W (1-0)
July 20, 2011 – away – W(1-0)

Charlotte Eagles (1-4-1)

July 6, 2001 – away – L (1-0)
May 18, 2002 – away – L (2-1)
July 24, 2002 – home – W (1-0)
August 30, 2002 – home – L (3-1)
July 29, 2011 – away – D (2-2)
August 5, 2011 – home – L (3-0)

Cincinnati Riverhawks (1-0-0)

August 16, 2002 – away – W (3-1)

ROCHESTER RHINOS ALL-TIME REGULAR SEASON STATISTICS

Colorado Foxes (1-3-0)

June 27, 1996 – away – L (6-0)
August 18, 1996 – away – L (5-2)
August 21, 1996 – home – W (0-0 SO)
September 13, 1996 – home – L (1-0)

Cleveland City Stars (2-1-0)

May 1, 2009 – away – W (3-0)
June 13, 2009 – away – L (3-0)
July 25, 2009 – home – W (4-1)

Connecticut Wolves (11-1-1)

June 15, 1997 – home – W (4-2)
August 8, 1997 – home – L (1-2)
August 24, 1997 – away – W (3-1)
May 16, 1998 – home – W (2-0)
May 31, 1998 – away – W (1-0 OT)
June 25, 1998 – away – W (1-1 SO)
May 7, 1999 – away – W (1-0)
August 15, 1999 – home – W (4-1)
May 19, 2000 – away – W (3-0)
June 3, 2000 – home – W (2-0)
May 5, 2001 – home – T (1-1)
June 6, 2001 – away – W (1-0 OT)
September 2, 2001 – home – W (5-2)

Crystal Palace Baltimore (2-1-1)

May 19, 2010 – home – L (1-0)
June 12, 2010 – home – W (2-1)
July 14, 2010 – away – T (0-0)
August 18, 2010 – away – W (2-0)

Dayton Dutch Lions (2-0-0)

April 23, 2011 – away – W (3-2)
June 25, 2011 – home – W (1-0)

FC New York (1-2-0)

May 30, 2011 – away – L (2-1)
July 8, 2011 – home – W (3-1)
August 7, 2011 – away – L (1-2)

Hampton Roads/Virginia Beach Mariners (6-5-3)

August 8, 1998 – away – W (3-2)
August 6, 1999 – away – L (2-1 OT)
June 8, 2002 – away – W (2-0)
July 28, 2002 – home – W (1-0)
May 9, 2003 – away – L (3-0)
July 11, 2003 – home – W (3-2 OT)
June 12, 2004 – home – W (2-1)
July 17, 2004 – away – L (4-0)
July 24, 2004 – away – L (3-0)
July 23, 2005 – away – L (2-1)
September 10, 2005 – home – W (3-1)
May 27, 2006 – away – T (0-0)
June 3, 2006 – home – T (2-2)
June 9, 2006 – away – T (0-0)

ROCHESTER RHINOS

ALL-TIME REGULAR SEASON STATISTICS

Harrisburg City Islanders (1-1-0)

May 10, 2011 – away – L (0-1)
June 11, 2011 – home – W (1-0)

Hershey Wildcats (7-2-0)

May 3, 1997 – away – W (1-0)
June 1, 1997 – away – L (2-1)
July 18, 1997 – home – W (4-2)
July 30, 1998 – home – W (1-0)
August 21, 1999 – away – W (1-0)
August 27, 2000 – home – W (2-1)
June 1, 2001 – away – L (1-0)
June 16, 2001 – away – W (1-0)
August 3, 2001 – home – W (1-0)

Indiana Blast (0-0-1)

August 17, 2002 – away – T (2-2)

Jacksonville Cyclones (4-0-0)

May 14, 1997 – away – W (1-0)
June 7, 1997 – home – W (5-4 OT)
May 12, 1998 – away – W (1-0)
May 29, 1999 – home – W (3-2)

Lehigh Valley Steam (1-1-0)

June 20, 1999 – home – W (1-0)
August 30, 1999 – away – L (1-0)

Long Island Rough Riders (12-4-0)

July 16, 1997 – away – L (1-1 SO)
July 27, 1997 – away – L (2-1)
August 29, 1997 – home – W (4-0)
June 5, 1998 – home – W (2-1)
June 27, 1998 – away – L (2-1 SO)
August 1, 1998 – home – W (4-0)
July 17, 1999 – away – W (2-1)
September 3, 1999 – home – L (1-0)
June 17, 2000 – away – W (3-1)
June 30, 2000 – home – W (2-0)
July 14, 2000 – home – W (2-0)
September 3, 2000 – home – W (3-1)
June 30, 2001 – home – W (3-1)
July 20, 2001 – home – W (6-2)
August 31, 2001 – away – W (3-1)
September 8, 2001 – home – W (3-1)

Maryland Mania (1-0-0)

May 23, 1999 – away – W (4-1)

Miami FC (8-3-4)

May 5, 2006 – away – W (3-0)
July 14, 2006 – home – W (5-4)
April 15, 2007 – away – W (1-0)
May 27, 2007 – home – W (2-0)
June 1, 2007 – away – W (1-0)
June 7, 2008 – home – T (0-0)
July 13, 2008 – home – T (0-0)
September 17, 2008 – away – L (1-0)
April 26, 2009 – away – W (2-1)
September 8, 2009 – away – W (2-1)

ROCHESTER RHINOS ALL-TIME REGULAR SEASON STATISTICS

Miami FC

September 13, 2009 – home – T (0-0)
April 10, 2010 – away – T (0-0)
August 21, 2010 – home – W (3-1)
September 17, 2010 – home – L (2-1)
September 25, 2010 – away – L (1-0)

Milwaukee Rampage (2-3-0)

August 17, 1997 – home – L (2-2 SO)
June 25, 1999 – away – L (2-1)
July 2, 1999 – home – W (4-2)
May 31, 2002 – home – L (2-1 OT)
June 15, 2003 – away – W (3-0)

Minnesota Thunder (12-3-3)

May 1, 1999 – home – L (1-0)
June 27, 1999 – away – W (0-0 SO)
June 29, 2002 – away – T (1-1)
September 1, 2002 – home – W (2-0)
June 14, 2003 – away – W (2-1)
July 30, 2004 – home – W (2-1)
July 8, 2005 – home – W (1-0)
July 18, 2005 – away – W (3-1)
August 13, 2006 – away – L (1-0)
September 9, 2006 – home – W (1-0)
July 28, 2007 – home – W (4-2)
August 18, 2007 – away – W (1-0)
May 4, 2008 – away – L (1-0)
July 20, 2008 – away – W (1-0)
August 16, 2008 – home – W (3-1)
June 6, 2009 – home – T (0-0)
June 27, 2009 – away – W (2-1)
August 19, 2009 – home – T (3-3)

Montreal Impact (16-27-8)

June 9, 1996 – away – L (2-0)
June 15, 1996 – home – L (0-0 SO)
July 10, 1996 – away – L (3-0)
July 12, 1996 – home – W (3-2)
September 4, 1996 – away – L (2-1)
September 11, 1996 – home – W (1-0)
July 4, 1997 – home – W (1-0 OT)
July 6, 1997 – away – L (6-1)
June 14, 1998 – away – W (1-0)
July 25, 1998 – home – W (6-0)
August 16, 1998 – home – L (2-1)
June 10, 2000 – home – W (2-1)
July 23, 2000 – away – L (3-1)
August 4, 2000 – home – W (2-1)
August 20, 2000 – away – L (1-0)
June 22, 2001 – home – T (0-0 OT)
July 25, 2001 – home – W (2-1)
August 8, 2001 – away – L (2-0)
August 19, 2001 – away – L (2-0)
June 21, 2002 – away – L (1-0)
July 6, 2002 – home – W (1-0 OT)
July 10, 2002 – away – L (2-0)
July 26, 2002 – home – L (2-1 OT)
June 20, 2003 – home – L (3-2 OT)
June 22, 2003 – away – L (1-0)

ROCHESTER RHINOS

ALL-TIME REGULAR SEASON STATISTICS

Montreal Impact

June 28, 2003 – home – W (2-0)
August 13, 2003 – away – T (0-0)
July 7, 2004 – away – L (1-0)
July 9, 2004 – home – L (1-0)
August 27, 2004 – home – W (2-0)
May 21, 2005 – home – L (2-1)
May 29, 2005 – away – T (0-0)
August 20, 2005 – home – T (2-2)
August 28, 2005 – away – L (2-0)
June 24, 2006 – home – T (0-0)
June 28, 2006 – away – L (1-0)
August 9, 2006 – away – L (2-0)
August 11, 2006 – home – W (1-0)
August 5, 2007 – away – L (1-0)
August 24, 2007 – home – L (2-0)
August 31, 2007 – away – L (2-0)
September 8, 2007 – home – W (2-0)
July 25, 2008 – home – T (1-1)
July 27, 2008 – away – W (2-0)
August 13, 2008 – away – L (1-0)
May 9, 2009 – away – W - (2-1)
May 30, 2009 – home – L (1-0)
July 15, 2009 – home – T (0-0)
June 20, 2010 – away – T (1-1)
July 3, 2010 – home – W (2-1)
August 14, 2010 – home – W (2-1)
August 27, 2010 – away – L (2-0)

NSC Minnesota Stars, (1-0-1)

April 28, 2010 – away – L (3-0)
June 4, 2010 – home – T (0-0)

New York Fever (4-1-0)

May 10, 1996 – home – L (1-1 SO)
July 19, 1996 – home – W (2-0)
August 10, 1996 – home – W (2-2 SO)
August 25, 1996 – away – W (3-2)
September 14, 1996 – away – W (3-0)

Orlando City Lions (0-2-1)

May 20, 2011 – home – W (0-0)
July 3, 2011 – home – L (1-0)
July 16, 2011 – away – L (2-1)

Pittsburgh Riverhounds (16-3-2)

July 11, 1999 – home – W (2-1)
August 19, 1999 – away – W (1-0 OT)
May 29, 2000 – away – L (1-0)
July 16, 2000 – home – W (1-0)
June 8, 2001 – home – W (2-1)
July 27, 2001 – home – T (2-2)
July 28, 2001 – away – W (4-3 OT)
August 17, 2001 – away – L (1-0)
May 4, 2002 – home – W (2-1)
May 24, 2002 – away – W (2-0)
June 2, 2002 – away – T (0-0)
August 9, 2002 – home – W (1-0)
May 17, 2003 – home – W (2-1)
May 31, 2003 – away – W (3-1)

ROCHESTER RHINOS ALL-TIME REGULAR SEASON STATISTICS

Pittsburgh Riverhounds

May 17, 2003 – home – W (2-1)
May 31, 2003 – away – W (3-1)
June 7, 2003 – home – W (2-0)
August 9, 2003 – away – L (4-3)
June 17, 2011 – away – W (3-0)
July 22, 2011 – home – W (3-0)
August 13, 2011 – home – W (1-0)

Portland Timbers (10-4-2)

August 5, 2001 – home – W (1-0 OT)
June 17, 2004 – away – W (2-1)
June 3, 2005 – home – W (3-1)
June 18, 2005 – away – W (5-0)
May 19, 2006 – away – W (1-0)
June 17, 2006 – home – T (2-2)
May 13, 2007 – away – L (2-0)
June 9, 2007 – home – W (2-1)
May 8, 2008 – away – T (0-0)
June 1, 2008 – home – W (2-1)
September 6, 2008 – home – W (2-0)
May 14, 2009 – away – L (2-1)
August 15, 2009 – home – L (4-1)
September 3, 2009 – away – W (2-1)
April 17, 2010 – away – L (1-0)
August 4, 2010 – home – W (1-0)

Puerto Rico Islanders (7-7-6)

May 7, 2004 – home – W (3-0)
May 27, 2004 – away – W (1-0)
May 29, 2004 – away – W (2-1)
May 7, 2005 – home – W (3-1)
May 13, 2005 – away – L (1-0)
May 15, 2005 – away – L (2-1)
August 19, 2005 – home – T (2-2)
May 7, 2006 – away – W (1-0)
August 26, 2006 – home – T (1-1)
April 13, 2007 – away – L (2-1)
June 3, 2007 – away – T (1-1)
August 12, 2007 – home – W (2-0)
August 8, 2008 – away – L (4-0)
August 10, 2008 – home – L (1-1)
September, 12, 2008 – home L (2-0)
April 24, 2009 – away – T (0-0)
July 10, 2009 – home – T (0-0)
September 6, 2009 – away – L (2-0)
June 26, 2010 – home – W (3-0)
July 24, 2010 – away – L (3-1)

Raleigh Capital Express (1-0-0)

July 9, 1999 – home – W (1-0)

Raleigh Flyers (1-2)

June 21, 1997 – away – L (2-1)
August 2, 1997 – home – L (1-1 SO)
May 2, 1998 – away – W (2-1)

ROCHESTER RHINOS

ALL-TIME REGULAR SEASON STATISTICS

Richmond Kickers (9-5-3)

June 22, 1997 – away – W (3-2)
July 12, 1997 – home – L (1-0)
August 8, 1999 – away – W (2-0)
August 25, 2000 – home – W (2-0)
July 8, 2001 – away – L – (2-1 OT)
June 9, 2002 – away – W (2-0)
July 4, 2002 – home – W (1-0)
July 22, 2003 – away – L (2-0)
July 25, 2003 – home – T (2-2 OT)
August 23, 2003 – home – W (3-2)
June 26, 2004 – home – W (1-0)
July 18, 2004 – away – W (1-0)
July 23, 2004 – away – L (4-1)
July 22, 2005 – away – T (0-0)
July 30, 2005 – home – T (0-0)
April 15, 2011 – away – L (1-0)
July 1, 2011 – home – W (2-1)

Seattle Sounders (8-7-3)

May 31, 1996 – home – L (1-1 SO)
June 29, 1996 – away – L (0-1)
August 3, 1996 – home – W (2-1)
August 14, 1996 – away – L (0-2)
June 23, 2000 – home – W (3-0)
July 8, 2000 – away – L (0-1)
August 11, 2001 – home – W (2-1)
June 19, 2004 – away – W (1-0)
June 21, 2005 – away – L (1-0)
July 15, 2005 – home – T (1-1)
May 17, 2006 – away – W (2-1)
July 28, 2006 – home – W (2-1)
May 18, 2007 – away – T (1-1)
July 3, 2007 – home – L (1-0)
July 21, 2007 – home – L (3-2)
May 14, 2008 – away – T (1-1)
July 11, 2008 – home – W (1-0)
August 16, 2008 – home – W (3-1)

Staten Island Vipers (5-0-0)

June 7, 1998 – home – W (1-0)
July 12, 1998 – home – W (4-1)
September 4, 1998 – home – W (2-0)
June 13, 1999 – away – W (1-1 SO)
September 6, 1999 – home – W (3-0)

AC ST. Louis (2-0-0)

May 8, 2010 – home – W (2-1)
October 2, 2010 – away – L (2-1)

Syracuse Salty Dogs (2-3-3)

May 23, 2003 – away W - (2-0)
May 24, 2003 – home – L (2-1)
August 3, 2003 – home – T (2-2 OT)
August 29, 2003 – away – L (3-2)
May 14, 2004 – away – T (1-1)
May 22, 2004 – home – W (1-0)
August 1, 2004 – away – L (2-1)
August 6, 2004 – home – T (1-1)

ROCHESTER RHINOS

ALL-TIME REGULAR SEASON STATISTICS

Tampa Bay Rowdies (2-0-0)

July 22, 2010 – away – L (1-0)

September 11, 2010 – W (3-1)

Toronto Lynx (24-9-5)

May 19, 1997 – away – L (3-2)

May 26, 1997 – home – L (3-2)

July 25, 1997 – away – L (1-1 SO)

August 30, 1997 – home – W (3-2)

June 19, 1998 – home – W (2-1)

July 19, 1998 – away – L (2-1)

September 6, 1998 – away – W (3-2)

May 15, 1999 – home – W (3-1)

June 18, 1999 – home – W (3-0)

July 25, 1999 – away – W (1-0)

August 27, 1999 – away – W (2-0)

May 6, 2000 – home – L (2-1)

June 25, 2000 – away – T (0-0)

July 22, 2000 – away – T (0-0)

July 28, 2000 – home – W (1-0)

August 12, 2000 – home – W (2-1)

August 13, 2000 – away – L (3-2)

May 27, 2001 – away – W (1-0)

July 14, 2001 – home – W (2-1 OT)

August 24, 2001 – home – W (2-1)

August 25, 2001 – away – T (0-0)

July 13, 2002 – home – W (2-0)

July 14, 2002 – away – L (2-0)

August 23, 2002 – away – L (2-1)

August 24, 2002 – home – W (2-0)

May 19, 2003 – away – T (1-1)

July 4, 2003 – home – W (6-1)

July 6, 2003 – away – W (2-0)

August 1, 2003 – home – W (1-0)

May 1, 2004 – home – W (4-0)

May 16, 2004 – away – L (2-1)

June 4, 2004 – home – W (2-0)

May 31, 2005 – away – W (5-3)

June 10, 2005 – home – W (1-0)

August 12, 2005 – home – W (3-1)

August 14, 2005 – away – W (1-0)

May 13, 2006 – away – W (2-0)

July 21, 2006 – home – T (1-1)

U.S. Pro-40 (0-1-0)

August 30, 1998 – home – L (2-1)

Vancouver 86ers/Whitecaps (8-8-3)

June 21, 1996 – home – W (3-2)

July 5, 1996 – away – L (3-2)

August 7, 1996 – home – L (2-1)

August 16, 1996 – away – W (1-0)

July 7, 2000 – away – L (1-0)

April 30, 2005 – away – L (1-0)

September 4, 2005 – home – W (1-0)

May 27, 2006 – away – T (0-0)

July 3, 2006 – home – W (2-0)

May 4, 2007 – home – T (1-1)

May 20, 2007 – away – L (3-1)

ROCHESTER RHINOS ALL-TIME REGULAR SEASON STATISTICS

Vancouver

May 10, 2008 – away – L (1-0)
June 13, 2008 – home – W (3-0)
July 5, 2008 – home – W (3-1)
May 16, 2009 – away – W (2-1)
July 31, 2009 – home – L (3-1)
August 29, 2009 – away – T (1-1)
May 22, 2010 – away – L (2-0)
May 29, 2010 – home – W (2-1)

Wilmington Hammerheads (0-1-1)

April 17, 2011 – away – L (1-0)
May 27, 2011 – home – D (1-1)

Worcester Wildfire (4-1-0)

June 13, 1997 – home – W (4-0)
August 22, 1997 – away – L (2-2 SO)
May 22, 1998 – home – W (3-0)
May 29, 1998 – away – W (3-0)
September 1, 1998 – home – W (7-1)

Rochester Rhinos Post Season History



A-LEAGUE 1996 POSTSEASON STATISTICS

NO	NAME	POS	GP	GS	MIN	G	A	PTS	SHOTS	FOULS	CARDS			SHOOTOUT	
											C	E	G	ATT	
6	RIVAS, Rene	D	3	3	270	2	0	4	4	11	1	0	0	0	
14	VILLAGRA, Gustavo	M	4	4	299	1	0	2	1	20	1	0	0	0	
19	MILLER, Doug	F	4	4	344	1	0	2	9	4	1	0	0	0	
23	STEENKAMP, Lenin	F	4	4	360	1	0	2	10	9	1	0	0	0	
7	GUTIERREZ, Henry	M	4	4	360	0	1	1	6	12	0	0	0	0	
12	YOUNG, Paul	F	1	0	1	0	0	0	0	0	0	0	0	0	
22	STUART, Darrell	F	1	0	2	0	0	0	0	0	0	0	0	0	
3	ASHE, Tim	D	1	0	17	0	0	0	0	0	0	0	0	0	
11	DEBRAH, Kofi	F	3	0	55	0	0	0	1	2	1	0	0	0	
16	KENNEL, Chris	D	2	0	68	0	0	0	0	0	0	0	0	0	
0	THOMPSON, Rett	GK	1	0	79	0	0	0	0	0	0	0	0	0	
9	KELLY, Danny	M	2	2	129	0	0	0	0	2	0	0	0	0	
5	SMOTRICH, Yuri	D	2	2	180	0	0	0	0	3	0	0	0	0	
4	MINOTT, Leon	D	4	2	233	0	0	0	0	2	0	0	0	0	
8	TANNER, Tommy	M	3	3	241	0	0	0	1	4	2	0	0	0	
1	ANDRACKI, Bill	GK	4	4	281	0	0	0	0	0	1	0	0	0	
21	MARINARO, Hector	M	4	4	328	0	0	0	14	2	1	0	0	0	
17	DAUDA, Fuseini	F	4	4	360	0	0	0	0	6	2	0	0	0	
10	McKAY, Yogi	M	4	4	360	0	0	0	2	6	1	0	0	0	
TOTALS			4	4	360	5	1	11	48	83	12	0	0	0	

NO	GOALKEEPER	GP	GS	MINS	GA	SVS	GAA	SO	RECORD		SHOOTOUT RECORD				
									W	L	FACE	SHOTS	SAVE	GA	W
1	ANDRACKI, Bill	4	4	281	6	19	1.92	0	2	1	0	0	0	0	0
0	THOMPSON, Rett	1	0	79	2	4	2.28	0	0	1	0	0	0	0	0
TOTALS		4	4	360	8	23	2.00	0	2	2	0	0	0	0	0

RECORD	GP	W	L	SOW	SOL	SCORING	1st	2nd	TOT	SHOTS	TOTAL
RHINOS	4	2	2	0	0	RHINOS	3	2	5	RHINOS	48
OPPONENTS	4	2	2	0	0	OPPONENTS	1	7	8	OPPONENTS	58

RHINOS WHEN:	W-L	RHINOS	ADDITIONAL STATISTICS	OPPONENTS
Scoring First Goal	1-0	20	CORNER KICKS	20
Allowing First Goal	1-2	0	CORNER KICKS SCORED	2
Outshooting Opponent	0-1	1	PENALTY KICKS	0
Shots are Tied	0-0	1	PENALTY KICKS SCORED	0
Outshot by Opponent	2-1	9	OFFSIDES	6
Leading at Halftime	1-0	83	FOULS	71
Tied at Halftime	1-2	12	CAUTIONS	5
Trailing at Halftime	0-0	0	EJECTIONS	2

SCHEDULE & RESULTS

DATE	OPPONENT	LOCATION	W-L-T	SCORE	ATTENDANCE
*10/5/96	Seattle Sounders	Memorial Stadium	L	2-0	7,459
9/25/96	Montreal Impact	Claude Robillard Stadium	W	2-1	3,137
9/21/96	Montreal Impact	Frontier Field	L	0-3	14,809
9/19/96	Montreal Impact	Claude Robillard Stadium	W	3-2	3,691

* A-League Championship

1997 POSTSEASON STATISTICS

NO	NAME	POS	GP	GS	MIN	G	A	PTS	SHOTS	FOULS	CARDS		SHOOTOUT	
											C	E	G	ATT
20	DALIGCON, Nate	M	2	1	147	1	0	2	4	2	0	0	1	1
18	GLENN, Jimmy	F	2	2	141	0	1	1	6	1	1	0	0	0
13	VILLAGRA, Walter	F	1	0	9	0	0	0	0	0	0	0	0	0
12	KIRMSE, Mike	M	2	0	26	0	0	0	3	1	0	0	1	1
23	STEENKAMP, Lenin	M	1	0	60	0	0	0	2	1	1	0	0	0
15	ALAMO, Ezikeil	M	2	0	73	0	0	0	1	0	0	0	0	0
5	VILLAGRA, Gustavo	M	1	1	78	0	0	0	2	7	1	1	0	0
8	TANNER, Tommy	M	2	2	94	0	0	0	1	0	0	0	0	0
3	HOUSER, Nate	D	1	1	105	0	0	0	1	2	1	0	0	1
27	KOETTERS, Kevin	D	2	2	150	0	0	0	2	5	1	0	0	1
16	KENNEL, Chris	D	2	2	170	0	0	0	1	3	0	0	0	1
4	MINOTT, Leon	D	2	2	179	0	0	0	0	7	1	1	0	0
17	DAUDA, Fuseini	D	2	1	188	0	0	0	3	2	1	0	0	1
1	ANDRACKI, Billy	GK	2	2	210	0	0	0	0	0	0	0	0	0
10	McKAY, Yogi	M	2	2	210	0	0	0	2	9	1	0	0	1
19	MILLER, Doug	F	2	2	210	0	0	0	9	1	0	0	0	2
6	WALTON, Mali	D	2	2	210	0	0	0	0	0	0	0	2	2
TOTALS			2	2	210	1	1	3	37	41	8	2	4	10

NO	GOALKEEPER	GP	GS	MINS	GA	SVS	GAA	SO	RECORD		SHOTS		SHOOTOUT		RECORD	
									W	L	FACE	SAVE	GA	W	L	
1	ANDRACKI, Billy	2	2	210	1	6	0.43	1	0	2	10	3	7	0	2	
TEAM TOTALS		2	2	210	1	6	0.43	1	0	2	10	3	7	0	2	

RECORD	GP	W	L	SOW	SOL	SCORING	1 st	2 nd	OT	SO	TOT	SHOTS	TOTAL
RHINOS	2	0	0	0	2	RHINOS	1	0	0	0	1	RHINOS	37
OPPONENTS	2	0	0	2	0	OPPONENTS	0	1	0	2	3	OPPONENTS	18

RHINOS WHEN:	W-L
Scoring First Goal	0-1
Allowing First Goal	0-0
Outshooting opponent	0-2
Shots are Tied	0-0
Outshot by opponent	0-0
Leading at Half-Time	0-1
Tied at Half-Time	0-1
Trailing at Half-Time	0-0

RHINOS

14
12
0
0
38
8
2

ADDITIONAL STATISTICS

RHINOS	OPPONENTS
CORNER KICKS	13
OFFSIDES	12
PENALTY KICKS	1
PENALTY KICKS SCORED	1
FOULS	37
CAUTIONS	5
EJECTIONS	3

SCHEDULE & RESULTS

DATE	OPPONENT	LOCATION	W-L-T	SCORE	ATTENDANCE
9/6/97	Long Island Rough Riders	Hofstra University	L (SO)	1-1	4,361
9/3/97	Long Island Rough Riders	Frontier Field	L (SO)	0-0	5,150

1998 POSTSEASON STATISTICS

NO	NAME	PO	GP	GS	MIN	G	A	PTS	WG	PKA	PKS	SHT	FLS	CARDS			SHOOTOUT	
														C	E	G	ATT	
26	TILLEY, Darren	F	6	6	545	7	4	18	3	0	0	19	21	0	0	1	1	
18	GLENN, Jimmy	F	6	6	447	2	4	8	0	0	0	15	8	1	0	0	0	
23	STEENKAMP, Lenin	M	6	6	555	2	2	6	1	0	0	10	15	5	0	0	0	
10	ALLNUPT, Yari	M	5	5	422	2	0	4	1	0	0	10	5	1	1	0	0	
8	TANNER, Tommy	M	5	5	316	1	1	3	0	0	0	4	6	1	0	0	0	
13	MCKAY, Yogi	M	6	6	462	0	3	3	0	0	0	5	6	0	0	0	0	
12	KIRMSE, Mike	M	6	0	88	1	0	2	0	0	0	2	4	0	0	0	0	
4	SCHWETZGER, Scott	D	6	6	555	1	0	2	0	0	0	5	2	0	0	1	1	
58	ZAVALA, Carlos	M	5	0	136	0	1	1	0	0	0	1	0	0	0	1	1	
20	DALIGCON, Nate	M	6	2	239	0	1	1	0	0	0	5	2	1	0	0	0	
27	HARDY, Tim	D	6	6	555	0	1	1	0	0	0	1	10	3	0	0	0	
2	DaSILVA, Mauro	D	2	1	53	0	0	0	0	0	0	0	1	0	0	0	0	
19	MILLER, Doug	F	3	0	74	0	0	0	0	0	0	4	0	0	0	0	1	
3	DEMMIN, Craig	D	6	6	555	0	0	0	0	0	0	2	5	0	0	0	0	
6	WALTON, Mali	D	6	6	555	0	0	0	0	0	0	0	7	0	0	0	1	
TOTALS			6	6	555	16	17	49	5	0	0	84	91	12	1	3	5	

NO	GOALKEEPER	G	GS	MIN	GA	SVS	GAA	SO	RECORD		SHOOTOUT			RECORD	
									W	L	FACED	SAVES	GA	W	L
25	ONSTAD, Pat	5	5	555	5	15	0.81	2	6	0	5	2	2	1	0
TOTALS		5	5	555	5	15	0.81	2	6	0	5	2	2	1	0

<u>RHINOS RECORD</u>	GP	W	L	SOW	SOL	SCORING	1 st	2 nd	OT	TOT	SHOTS	TOTAL
HOME	4	4	0	0	0	RHINOS	7	8	0	15	RHINOS	91
ROAD	2	2	0	1	0	OPPONENT	2	3	0	5	OPPONENTS	54
TOTALS	6	6	0	1	0							

<u>RHINOS WHEN:</u>	W-L	<u>RHINOS</u>	<u>ADDITIONAL STATISTICS</u>	<u>OPPONENTS</u>
Scoring First Goal	5-0	32	CORNER KICKS	33
Allowing First Goal	1-0	22	OFFSIDES	12
Outshooting Opponent	6-0	0	PENALTY KICKS	0
Shots Are Tied	0-0	0	PENALTY KICKS SCORED	0
Outshot by Opponent	0-0	86	FOULS	90
Leading at Half-time	4-0	12	CAUTIONS	8
Tied at Half-time	2-0	1	EJECTIONS	0
Trailing at Half-time	0-0			

SCHEDULE & RESULTS

DATE	OPPONENT	LOCATION	W-L-T	SCORE	ATTENDANCE
*10/17/98	Minnesota Thunder	Frontier Field	W	3-1	13,772
10/3/98	Hershey Wildcats	Hershey Park Stadium	W	1-0	1,847
9/26/98	Hershey Wildcats	Frontier Field	W	3-1	8,121
9/23/98	Montreal Impact	Frontier Field	W	4-1	7,529
9/19/98	Montreal Impact	Claude Robillard Stadium	W (SO)	2-2	4,360
9/12/98	Charleston Battery	Frontier Field	W	3-0	9,673

1999 POSTSEASON STATISTICS

NO	NAME	POS	GP	GS	MIN	G	A	PTS	WG	PKA	PKS	SHT	FLS	CARDS		SHOOTOUT	
														C	E	G	ATT
19	MILLER, Doug	F	7	6	529	6	1	13	4	1	1	17	9	2	0	0	0
26	TILLEY, Darren	F	8	8	697	3	2	8	0	0	0	20	13	2	0	0	0
20	BIELLO, Mauro	M	7	7	608	3	1	7	1	0	0	7	6	0	0	0	0
7	DALIGCON, Nate	M	8	8	617	1	1	3	0	0	0	4	15	1	0	0	0
12	KIRMSE, Mike	M	8	4	492	0	3	3	0	0	0	8	8	3	0	0	0
58	ZAVALA, Carlos	M	8	1	320	1	0	2	0	0	0	8	1	0	0	0	0
10	ALLNUTT, Yari	M	8	8	675	1	0	2	0	0	0	8	21	1	0	0	0
8	TANNER, Tommy	M	4	3	186	0	1	1	0	0	0	0	1	1	0	0	0
11	SEDGEWICK, Bill	D	7	7	630	0	1	1	0	0	0	9	20	1	0	0	0
24	DIETRICH, Kirk	M	3	0	14	0	0	0	0	0	0	0	0	0	0	0	0
21	MERCIK, Joe	D	4	0	21	0	0	0	0	0	0	0	1	0	0	0	0
9	YOUNG, Paul	F	7	2	162	0	0	0	0	0	0	4	5	0	0	0	0
4	SCHWEITZER, Scott	D	5	5	352	0	0	0	0	0	0	1	5	0	0	0	0
27	HARDY, Tim	D	8	5	497	0	0	0	0	0	0	2	7	2	0	0	0
6	WALTON, Mali	D	8	8	684	0	0	0	0	0	0	0	9	1	0	0	0
2	RESTREPO, Andrew	D	8	8	720	0	0	0	0	0	0	2	7	1	0	0	0
TOTALS			8	8	720	15	10	42	5	1	1	89	128	15	0	0	0

NO	GOALKEEPER	G	GS	MIN	GA	SVS	GAA	SO	RECOR		SHOTS		RECORD		
									W	L	FACE	SAVES	GA	W	L
1	ANDRACKI, Billy	3	3	270	3	8	1.00	1	2	1	0	0	0	0	0
25	ONSTAD, Pat	5	5	450	6	16	1.20	1	3	2	0	0	0	0	0
TOTALS		8	8	720	9	24	1.12	2	5	3	0	0	0	0	0

<u>RHINOS RECORD</u>	GP	W	L	SOW	SOL	SCORING	1 st	2 nd	OT	TOT	SHOTS	TOTAL
HOME	5	5	0	0	0	RHINOS	6	10	--	16	RHINOS	89
ROAD	3	0	3	0	0	OPPONENT	3	6	--	9	OPPONENTS	83
TOTALS	8	5	3	0	0							

<u>RHINOS WHEN:</u>	W-L
Scoring First Goal	5-0
Allowing First Goal	0-3
Outshooting Opponent	5-0
Shots Are Tied	0-0
Outshot by Opponent	0-3
Leading at Half-time	3-0
Tied at Half-time	2-1
Trailing at Half-time	0-2

RHINOS

ADDITIONAL STATISTICS

ADDITIONAL STATISTICS	OPPONENTS
CORNER KICKS	40
OFFSIDES	20
PENALTY KICKS	0
PENALTY KICKS SCORED	0
FOULS	120
CAUTIONS	15
EJECTIONS	0

SCHEDULE & RESULTS

DATE	OPPONENT	LOCATION	W-L-T	SCORE	ATTENDANCE
*10/16/99	Minnesota Thunder	National Sports Center	L	1-2	9,987
10/11/99	Hershey Wildcats	Frontier Field	W	3-1	7,753
10/9/99	Hershey Wildcats	Frontier Field	W	1-0	9,024
10/3/99	Hershey Wildcats	Hershey Park Stadium	L	1-2	1,749
9/28/99	Pittsburgh Riverhounds	Frontier Field	W	2-0	6,541
9/25/99	Pittsburgh Riverhounds	Bethel Park Stadium	L	0-1	4,115
9/18/99	Pittsburgh Riverhounds	Frontier Field	W	6-2	9,127
9/10/99	Lehigh Valley Steam	Frontier Field	W	2-1	8,437

* A-League Championship

2000 POSTSEASON STATISTICS

NO	NAME	POS	G		MIN	A		PT	WG	PKA	PKS	SHT	FLS	CARDS	
			P	S		G	A							C	E
25	STEBBINS, Dan	F	6	6	505	4	0	8	1	0	0	10	16	1	0
9	LOWE, Onandi	F	5	3	318	3	2	8	2	0	0	13	13	3	0
10	ALLNUTT, Yari	M	6	6	435	3	0	6	0	0	0	11	12	0	0
15	NASH, Martin	M	5	5	370	0	4	4	0	0	0	6	5	2	0
23	STEENKAMP, Lenin	M	6	6	540	0	3	3	0	0	0	8	10	0	0
6	WALTON, Mali	D	6	6	521	1	0	2	0	0	0	2	6	1	0
3	DEMMIN, Craig	D	6	6	539	1	0	2	1	0	0	2	3	0	0
4	SCHWEITZER, Scott	D	5	5	442	0	2	2	0	0	0	0	8	0	1
58	ZAVALA, Carlos	D	6	5	350	0	1	1	0	0	0	4	6	2	0
18	GLENN, Jimmy	F	1	0	6	0	0	0	0	0	0	0	0	0	0
42	RUEDA, Kevin	F	1	0	8	0	0	0	0	0	0	0	0	0	0
12	KIRMSE, Mike	D	4	0	28	0	0	0	0	0	0	2	1	0	0
8	TANNER, Tommy	M	1	0	29	0	0	0	0	0	0	0	0	0	0
20	SEBRANGO, Eddy	F	2	0	44	0	0	0	0	0	0	0	3	0	0
14	INNEH, Ernest	F	4	1	73	0	0	0	0	0	0	1	0	0	0
7	DALIGCON, Nate	M	6	2	175	0	0	0	0	0	0	4	1	0	0
2	RESTREPO, Andrew	D	5	2	191	0	0	0	0	0	0	0	1	0	0
27	HARDY, Tim	D	6	2	219	0	0	0	0	0	0	0	3	1	0
11	SEGEWICK, Bill	M	6	6	525	0	0	0	0	0	0	7	13	0	0
TOTALS			6	6	540	12	12	33	5	0	0	74	105	9	1

NO	GOALKEEPER	GP	GS	MIN	GA	SVS	GAA	S	O	W	L	T
24	VALLOW, Scott	6	6	540	4	13	0.66	3	5	0	1	
TOTALS		6	6	540	4	13	0.66	3	5	0	1	

RHINOS RECORD	GP	W	L	T	SCORING	1 st	2 nd	OT	TOT	SHOTS	TOTAL
HOME	4	4	0	0	RHINOS	5	7	--	12	RHINOS	74
ROAD	2	1	0	1	OPPONENT	1	3	--	4	OPPONENTS	48
TOTALS	6	5	0	1							

RHINOS WHEN:	W-L-T
Scoring First Goal	4-0-0
Allowing First Goal	1-0-1
Outshooting Opponent	4-0-1
Shots Are Tied	0-0-0
Outshot by Opponent	1-0-0
Leading at Half-time	3-0-0
Tied at Half-time	1-0-1
Trailing at Half-time	1-0-0

RHINOS

ADDITIONAL STATISTICS

OPONENTS	
CORNER KICKS	25
OFFSIDES	9
PENALTY KICKS	0
PENALTY KICKS SCORED	0
FOULS	105
CAUTIONS	13
EJECTIONS	1

SCHEDULE & RESULTS

DATE	OPPONENT	LOCATION	W/L/T	SCORE	ATTENDANCE
*9/30/00	Minnesota Thunder	Frontier Field	W	3-1	14,276
9/24/00	Toronto Lynx	Frontier Field	W	1-0	8,058
9/22/00	Toronto Lynx	Varsity Stadium	T	1-1	2,811
9/16/00	Charleston Battery	Blackbaud Stadium	W	1-0	2,806
9/15/00	Charleston Battery	Frontier Field	W	2-0	7,531
9/9/00	Hershey Wildcats	Frontier Field	W	4-2	10,456

* A-League Championship

2001 POSTSEASON STATISTICS

NO	NAME	PO	GP	GS	MIN	G	A	PTS	WG	PKA	PKS	SHT	CARDS		
													FLS	C	E
10	MLADENOV, Stoian	M	5	5	450	3	2	8	1	1	1	21	15	0	0
30	GIBSON, Neathan	F	5	5	384	3	0	6	2	0	0	12	13	0	0
7	DALIGCON, Nate	M	5	5	322	1	2	4	0	0	0	5	6	2	1
15	NASH, Martin	M	5	5	439	1	2	4	1	0	0	14	6	2	0
20	TANNER, Jimmy	F	4	0	46	1	1	3	0	0	0	1	3	0	0
23	STEENKAMP, Lenin	M	5	5	450	1	0	2	0	0	0	12	4	0	0
21	WILSON, Kirk	F	5	5	351	0	1	1	0	0	0	10	11	1	0
9	SEDGEWICK, Bill	D	5	5	450	0	1	1	0	0	0	3	7	1	0
22	GERVAIS, Gabriel	F	1	0	2	0	0	0	0	0	0	0	0	0	0
12	KIRMSE, Mike	D	1	0	3	0	0	0	0	0	0	0	1	1	0
4	DAUDA, Fuseini	D	2	0	39	0	0	0	0	0	0	0	2	1	0
11	MITCHELL, Jamel	F	4	0	57	0	0	0	0	0	0	2	0	0	0
8	TANNER, Tommy	M	5	0	62	0	0	0	0	0	0	1	9	1	0
58	ZAVALA, Carlos	M	4	1	77	0	0	0	0	0	0	0	2	0	0
6	WALTON, Mali	D	4	4	315	0	0	0	0	0	0	1	6	1	0
24	VALLOW, Scott	CK	4	4	360	0	0	0	0	0	0	0	0	2	0
16	BANKOV, Kalin	D	5	5	450	0	0	0	0	0	0	6	5	0	0
3	SCHWEITZER, Scott	D	5	5	450	0	0	0	0	0	0	2	4	1	0
TOTALS			5	5	450	10	8	28	4	1	1	93	105	1	1

NO	GOALKEEPER	GP	GS	MIN	GA	SVS	GAA	SO	W	L	T	PKATT	PKSCR
24	VALLOW, Scott	4	4	360	2	9	0.50	3	4	0	0	0	0
1	ANDRACKI, Billy	1	1	90	2	2	2.00	0	0	1	0	0	0
TOTALS		5	5	450	4	11	0.80	3	4	1	0	0	0

<u>RHINOS RECORD</u>	GP	W	L	T	<u>SCORING</u>	1 st	2 nd	OT	TOT	<u>SHOTS</u>	TOT
HOME	3	3	0	0	RHINOS	5	5	0	10	RHINOS	93
ROAD	2	1	1	0	OPPONENT	1	3	0	4	OPPONENTS	45
TOTAL	5	4	1	0							

ADDITIONAL STATISTICS

<u>RHINOS</u>	<u>OPPONENTS</u>
36	CORNER KICKS
5	OFFSIDES
1	PENALTY KICKS
1	PENALTY KICKS SCORED
93	FOULS
14	CAUTIONS
1	EJECTIONS

SCHEDULE & RESULTS

DATE	OPPONENT	LOCATION	W/L/T	SCORE	ATTENDANCE
*10/13/01	Hershey Wildcats	Frontier Field	W	2-0	13,692
10/6/01	Milwaukee Rampage	Frontier Field	W	1-0	6,817
10/4/01	Milwaukee Rampage	Milwaukee County Sports Complex	W	3-2	721
9/29/01	Pittsburgh Riverhounds	Frontier Field	W	3-0	8,102
9/26/01	Pittsburgh Riverhounds	Bethel Park Stadium	L	1-2	1,073

* A-League Championship

2002 POSTSEASON STATISTICS

NO	NAME	PO	GP	GS	MIN	G	A	PTS	WG	PKA	PKS	SHT	FLS	CARDS	
														C	E
11	SEDGEWICK, Bill	D	4	4	390	1	0	2	1	0	0	4	7	2	0
23	STEENKAMP, Lenin	M	4	4	390	1	0	2	0	0	0	6	7	1	0
5	LAVRINENKO, Yuri	M	4	4	327	0	1	1	0	0	0	0	14	2	0
58	ZAVALA, Carlos	D	2	0	2	0	0	0	0	0	0	0	0	0	0
8	TANNER, Tommy	M	1	0	11	0	0	0	0	0	0	0	0	0	0
9	SIMMONDS, Greg	F	2	0	55	0	0	0	0	0	0	1	0	0	0
20	TANNER, Jimmy	F	4	0	92	0	0	0	0	0	0	2	6	0	0
7	SUAREZ, Temoc	M	4	1	138	0	0	0	0	0	0	2	3	0	0
4	SCHWEITZER, Scott	D	2	2	148	0	0	0	0	0	0	0	2	1	0
6	WALTON, Mali	D	4	2	242	0	0	0	0	0	0	0	3	0	0
15	NASH, Martin	M	4	4	275	0	0	0	0	0	0	4	2	0	0
16	BANKOV, Kalin	D	4	4	307	0	0	0	0	0	0	0	4	1	1
21	WILSON, Kirk	F	4	4	308	0	0	0	0	0	0	5	9	1	0
17	AMANI-DOVE, Hamisi	F	4	4	363	0	0	0	0	0	0	8	7	0	0
3	DEMMIN, Craig	D	4	4	388	0	0	0	0	0	0	0	10	0	0
10	MLADENOV, Stoian	M	4	4	390	0	0	0	0	0	0	9	2	0	0
25	ONSTAD, Pat	GK	4	4	390	0	0	0	0	0	0	0	0	1	0
TOTALS			4	4	390	2	1	5	1	0	0	41	76	9	1

NO	GOALKEEPER	GP	GS	MIN	GA	SVS	GAA	SO	W	L	T	PKATT	PKSCR
25	ONSTAD, Pat	4	4	390	1	16	0.23	3	1	0	3	0	0
TOTALS		4	4	390	1	16	0.23	3	1	0	3	0	0

<u>RHINOS RECORD</u>	GP	W	L	T	<u>SCORING</u>	1 st	2 nd	OT	TOT	<u>SHOTS</u>	TOT
HOME	2	1	0	1	RHINOS	1	1	0	1	RHINOS	41
ROAD	2	0	0	2	OPPONENT	0	1	0	0	OPPONENTS	50
TOTALS	4	1	0	3							

ADDITIONAL STATISTICS

<u>RHINOS</u>	<u>OPPONENTS</u>
14	CORNER KICKS
6	OFFSIDES
0	PENALTY KICKS
0	PENALTY KICKS SCORED
75	FOULS
12	CAUTIONS
1	EJECTIONS

SCHEUDLE & RESULTS

DATE	OPPONENT	LOCATION	W/L/T	SCORE	ATTENDANCE
9/21/02	Richmond Kickers	Frontier Field	L	0-0 (8-9 pk)	10,148
9/19/02	Richmond Kickers	Sports Backers Stadium	T	1-1	3,327
9/14/02	Montreal Impact	Frontier Field	W	1-0	10,367
9/12/02	Montreal Impact	Claude Robillard Stadium	T	0-0	6,354

2003 POSTSEASON STATISTICS

NO	NAME	POS	GP	GS	MIN	G	A	PTS	WG	OTG	PKA	PKS	SHT	CARDS		
														FLS	C	E
10	MLADENOV, Stoian	M	4	4	360	1	1	3	0	0	1	1	5	4	0	0
19	MILLER, Doug	F	4	4	316	1	0	2	1	0	0	0	4	2	0	0
8	COMMODORE, Fred	F	1	0	23	0	0	0	0	0	0	0	1	2	0	0
22	MITCHELL, Jamel	F	2	0	44	0	0	0	0	0	0	0	1	0	0	0
7	SUAREZ, Temoc	M	3	0	55	0	0	0	0	0	0	0	0	0	0	0
5	LAVRYNENKO, Yuri	M	2	0	72	0	0	0	0	0	0	0	0	2	1	0
24	FULLER, Ian	F	4	4	204	0	0	0	0	0	0	0	0	5	2	1
12	HAYES, David	M	4	4	305	0	0	0	0	0	0	0	4	5	0	0
23	STEENKAMP, Lenin	M	4	4	337	0	0	0	0	0	0	0	4	4	0	0
11	SEDGEWICK, Bill	D	4	4	350	0	0	0	0	0	0	0	4	7	0	0
1	ANDRACKI, Billy	GK	4	4	360	0	0	0	0	0	0	0	0	0	0	0
3	DEMMIN, Craig	D	4	4	360	0	0	0	0	0	0	0	1	5	0	0
6	MENDES, Carlos	D	4	4	360	0	0	0	0	0	0	0	0	4	0	0
4	SCHWEITZER, Scott	D	4	4	360	0	0	0	0	0	0	0	0	5	1	0
21	WILSON, Kirk	M	4	4	360	0	0	0	0	0	0	0	7	8	2	0
			4	4	360	2	1	5	1	0	1	1	31	54	5	1

TOTALS

NO	GOALKEEPER	GP	GS	MIN	GA	SVS	GAA	SO	W	L	T	PKATT	PKSCR
1	ANDRACKI, Billy	4	4	360	2	13	0.50	2	1	1	2	1	0
	TOTALS	4	4	360	2	13	0.50	2	1	1	2	1	0

<u>RHINOS RECORD</u>	<u>GP</u>	<u>W</u>	<u>L</u>	<u>T</u>	<u>SCORING</u>	<u>1st</u>	<u>2nd</u>	<u>OT</u>	<u>TOT</u>	<u>SHOTS</u>	<u>TOT</u>
HOME	2	1	0	1	RHINOS	1	1	0	2	RHINOS	31
ROAD	2	0	1	1	OPPONENT	1	1	0	2	OPPONENTS	30
TOTAL	4	1	1	2							

ADDITIONAL STATISTICS

<u>RHINOS</u>	<u>OPPONENTS</u>
11	CORNER KICKS
14	OFFSIDES
1	PENALTY KICKS
1	PENALTY KICKS SCORED
54	FOULS
6	CAUTIONS
1	EJECTIONS

SCHEDULE & RESULTS

DATE	OPPONENT	LOCATION	W/L/T	SCORE	ATTENDANCE
9/14/03	Charleston Battery	Blackbaud Stadium	L	0-1	2,571
9/12/03	Charleston Battery	Frontier Field	T	0-0	10,071
9/7/03	Montreal Impact	Claude Robillard Stadium	T	0-0	8,455
9/5/03	Montreal Impact	Frontier Field	W	2-1	8,339

2004 POSTSEASON STATISTICS

NO	NAME	PO	GP	GS	MIN	G	A	PTS	WG	PKA	PKS	SHT	FLS	CARDS	
														C	E
16	PILARSKI, Ian	M	1	0	12	0	0	0	0	0	0	0	0	0	0
17	DARGOUT, Jefferson	F	1	0	20	0	0	0	0	0	0	0	1	1	0
9	ALLNUTT, Yari	M	2	0	56	0	0	0	0	0	0	1	2	0	0
10	TROUT, Ryan	M	2	0	58	0	0	0	0	0	0	1	1	0	0
8	TSAKIRIS, Shaun	M	1	1	59	0	0	0	0	0	0	1	2	1	0
12	WOOLFOLK, Corey	F	2	1	81	0	0	0	0	0	0	1	1	0	0
19	MILLER, Doug	F	2	1	83	0	0	0	0	0	0	0	0	0	0
17	WRIGHT, David	D	2	1	89	0	0	0	0	0	0	0	3	1	0
7	AGUILERA, Pato	M	1	1	90	0	0	0	0	0	0	2	1	0	0
26	SEMEDO, Carlos	D	1	1	90	0	0	0	0	0	0	0	3	0	0
6	MENDES, Carlos	D	2	1	135	0	0	0	0	0	0	0	0	0	0
15	CARRIERI, Chris	F	2	2	152	0	0	0	0	0	0	5	3	1	0
13	DELGADO, Noah	F	2	2	155	0	0	0	0	0	0	1	2	0	0
21	WILSON, Kirk	M	2	2	164	0	0	0	0	0	0	0	6	1	1
3	DEMMIN, Craig	D	2	2	180	0	0	0	0	0	0	2	1	0	0
24	FULLER, Ian	F	2	2	180	0	0	0	0	0	0	6	6	1	0
25	WILSON, John	D	2	2	180	0	0	0	0	0	0	0	4	0	0
22	ZAGAR, Theo	GK	2	2	180	0	0	0	0	0	0	0	0	0	0
TOTALS			2	2	180	0	0	0	0	0	0	20	38	6	1

NO	GOALKEEPER	G P	GS	MIN	GA	SVS	GAA	SO	W	L	T	PKATT	PKSCR
22	ZAGAR, Theo	2	2	180	2	5	1.00	0	0	2	0	0	0
TOTALS		2	2	180	2	5	1.00	0	0	2	0	0	0

<u>RHINOS RECORD</u>	GP	W	L	T	<u>SCORING</u>	1 st	2 nd	OT	TOT	<u>SHOTS</u>	TOT
HOME	1	0	1	0	RHINOS	0	0	0	0	RHINOS	20
ROAD	1	0	1	0	OPPONENT	1	1	0	2	OPPONENTS	14
TOTAL	2	0	2	0							

<u>RHINOS WHEN:</u>	<u>W-L-T</u>
Scoring First Goal	0-0-0
Allowing First Goal	0-2-0
Outshooting Opponent	0-2-0
Shots Are Tied	0-0-0
Outshot by Opponent	0-0-0
Leading at Half-time	0-0-0
Tied at Half-time	0-1-0
Trailing at Half-time	0-1-0

<u>RHINOS</u>	<u>ADDITIONAL STATISTICS</u>	<u>OPPONENTS</u>
4	CORNER KICKS	3
4	OFFSIDES	8
0	PENALTY KICKS	0
0	PENALTY KICKS SCORED	0
38	FOULS	28
6	CAUTIONS	2
1	EJECTIONS	0

SCHEDULE & RESULTS

DATE	OPPONENT	LOCATION	W/L/T	SCORE	ATTENDANCE
9/5/04	Montreal Impact	Claude Robillard Stadium	L	0-1	10,281
9/3/04	Montreal Impact	Frontier Field	L	0-1	7,124

2005 POSTSEASON STATISTICS

NO	NAME	PO	GP	GS	MIN	G	A	PTS	FG	WG	OT	PKA	PKS	SHT	FLS	CARDS	
																C	E
19	MILLER, Doug	F	2	1	118	1	0	2	0	0	0	1	1	3	2	1	0
13	BALL, John	M	2	2	180	0	0	0	0	0	0	0	0	3	3	0	0
4	SCHWEITZER, Scott	D	2	2	180	0	0	0	0	0	0	0	0	0	6	1	0
9	HOWES, Greg	M	2	2	135	0	0	0	0	0	0	0	0	5	4	1	0
21	WILSON, Kirk	M	2	2	135	0	0	0	0	0	0	0	0	1	1	0	0
11	SEDGEWICK, Bill	D	2	2	135	0	0	0	0	0	0	0	0	1	1	1	0
6	BOLANOS, Jonathan	M	2	1	134	0	0	0	0	0	0	0	0	1	1	0	0
17	CARABAJAL, Mauro	F	2	1	118	0	0	0	0	0	0	0	0	3	0	0	1
35	MARTINEZ, Rey	M	2	1	112	0	0	0	0	0	0	0	0	1	1	0	0
12	PERRY, Jason	D	2	1	109	0	0	0	0	0	0	0	0	2	3	0	0
23	STEENKAMP, Lenin	M	2	1	107	0	0	0	0	0	0	0	0	1	1	0	0
3	DEMMIN, Craig	D	1	1	90	0	0	0	0	0	0	0	0	1	0	0	0
27	BONSEU, Tenywa	D	1	1	68	0	0	0	0	0	0	0	0	0	1	0	0
10	MLADENOV, Stoian	M	2	1	59	0	0	0	0	0	0	0	0	0	0	0	0
15	SanFILIPPO, Frankie	D	1	0	45	0	0	0	0	0	0	0	0	0	0	0	0
20	PALGUTA, Scott	D	1	1	42	0	0	0	0	0	0	0	0	0	0	0	0
7	AGUILERA, Pato	M	2	0	33	0	0	0	0	0	0	0	0	1	2	0	0
2	RIVAS, Rene	M	0	0	0	0	0	0	0	0	0	0	0	0	0	0	0
16	DaSILVA, Edivaldo	M	0	0	0	0	0	0	0	0	0	0	0	0	0	0	0
8	TSAKIRIS, Shaun	M	0	0	0	0	0	0	0	0	0	0	0	0	0	0	0
29	TRANCHILLA, Mike	F	0	0	0	0	0	0	0	0	0	0	0	0	0	0	0
30	TURPIN, Mychal	F	0	0	0	0	0	0	0	0	0	0	0	0	0	0	0
5	TAYLOR, Kevin	D	0	0	0	0	0	0	0	0	0	0	0	0	0	0	0
24	VALLOW, Scott	GK	2	2	180	0	0	0	0	0	0	0	0	0	1	1	0
1	HUDOCK, Dusty	GK	0	0	0	0	0	0	0	0	0	0	0	0	0	0	0
			2	2	180	1	0	2	0	0	0	1	1	23	27	2	1

NO	GOALKEEPER	G	GS	MIN	GA	SVS	GAA	SO	W	L	T	PKATT	PKSCR
24	VALLOW, Scott	2	2	180	4	10	2.00	0	0	1	1	0	0
1	HUDOCK, Dusty	0	0	0	0	0	0	0	0	0	0	0	0
	TOTALS	2	2	180	4	10	2.00	0	0	1	1	0	0

<u>RHINOS RECORD</u>				<u>SCORING</u>				<u>SHOTS</u>		<u>TOTAL</u>
GP	W	L	T	1st	2nd	TO	RHINOS	OPONENTS		
HOME	1	0	0	1			1	1	2	
ROAD	1	0	1	0			1	3	4	
TOTAL	2	0	1	1						

<u>RHINOS WHEN:</u>	<u>W-L-T</u>	<u>RHINOS</u>	<u>ADDITIONAL STATISTICS</u>	<u>OPPONENTS</u>
Scoring First Goal	0-0-0	13	CORNER KICKS	4
Allowing First Goal	0-1-1	3	OFFSIDES	6
Outshooting Opponent	0-0-1	1	PENALTY KICKS	0
Shots Are Tied	0-0-0	1	PENALTY KICKS SCORED	0
Outshot by Opponent	0-1-0	27	FOULS	20
Leading at Half-time	0-0-0	5	CAUTIONS	3
Tied at Half-time	0-1-1	1	EJECTIONS	1
Trailing at Half-time	0-0-0			

SCHEDULE & RESULTS

DATE	OPPONENT	LOCATION	W/L/T	SCORE	ATTENDANCE
9/25/05	Richmond Kickers	Frontier Field	T	1-1	6,195
9/23/05	Richmond Kickers	University of Richmond Stadium	L	1-3	2,672

2006 POSTSEASON STATISTICS

NO	NAME	POS	GP	GS	MIN	G	A	PTS	GWG	PKA	PKS	SHT	FLS	CARDS	
														C	F
9	HOWES, Greg	M	3	3	260	1	0	2	1	0	0	5	9	0	0
12	PERRY, Jason	D	1	0	10	0	0	0	0	0	0	0	0	0	0
2	LEWIS, Ricky	D	1	0	20	0	0	0	0	0	0	0	0	0	0
30	AMBERSLEY, Mike	M	1	0	32	0	0	0	0	0	0	0	1	1	0
8	EDOZIEN, Connally	F	1	0	32	0	0	0	0	0	0	0	1	0	0
22	STEELE, Jonny	M	2	0	33	0	0	0	0	0	0	2	0	0	0
23	GBEKE, Charles	F	3	0	77	0	0	0	0	0	0	2	3	2	0
21	BAGLEY, Chris	M	2	2	124	0	0	0	0	0	0	3	0	0	0
35	MARTINEZ, Rey	M	3	2	176	0	0	0	0	0	0	1	4	1	0
7	DELICÂTE, Matthew	F	3	2	176	0	0	0	0	0	0	2	3	0	0
4	BERTZ, Kenney	D	3	3	180	0	0	0	0	0	0	1	3	0	0
26	CRAFT, Nate	M	3	3	180	0	0	0	0	0	0	0	11	1	0
18	LINES, Aaran	M	3	3	191	0	0	0	0	0	0	4	5	1	0
10	MENYONGAR, Johnny	M	3	3	238	0	0	0	0	0	0	4	3	0	0
13	BALL, John	M	3	3	270	0	0	0	0	0	0	3	5	1	0
20	PALGUTA, Scott	D	3	3	270	0	0	0	0	0	0	2	3	0	0
15	SANFILIPPO, Frankie	D	3	3	270	0	0	0	0	0	0	0	3	0	0
24	VALLOW, Scott	GK	3	3	270	0	0	0	0	0	0	0	0	1	0
TOTALS			3	3	270	1	0	2	1	0	0	29	54	8	0

NO	GOALKEEPER	GP	GS	MIN	GA	SVS	GAA	SO	RECORD			SHOTS		
									W	L	T	FACED	PK	PKG
24	VALLOW, Scott	3	3	270	3	5	1.00	2	1	1	1	25	0	0
TOTALS		3	3	270	3	5	1.00	2	1	1	1	25	0	0

<u>RHINOS RECORD</u>	GP	W	L	T	SCORING	1 st	2 nd	OT	TOT	SHOTS	TOTAL
HOME	2	1	1	0	RHINOS	0	1	0	1	RHINOS	28
ROAD	1	0	0	1	OPPONENT	1	2	0	3	OPPONENTS	25
TOTALS	3	1	1	1							

<u>RHINOS WHEN:</u>	W-L-T
Scoring First Goal	1-0-0
Allowing First Goal	0-1-0
Outshooting Opponent	1-0-0
Shots Are Tied	0-0-0
Outshot by Opponent	0-1-1
Leading at Halftime	0-0-0
Tied at Halftime	1-0-1
Trailing at Halftime	0-1-0

<u>RHINOS</u>	<u>ADDITIONAL STATISTICS</u>	<u>OPPONENTS</u>
15	CORNER KICKS	12
18	OFFSIDES	6
0	PENALTY KICKS	0
0	PENALTY KICKS SCORED	0
55	FOULS	36
9	CAUTIONS	7
0	EJECTIONS	1

SCHEDULE & RESULTS

DATE	OPPONENT	LOCATION	W/L/T	SCORE	ATTENDANCE
*9/30/06	Vancouver Whitecaps	PAETEC Park	L	3-0	9,547
9/24/06	Charleston Battery	Blackbaud Stadium	T	0-0	2,121
9/22/06	Charleston Battery	PAETEC Park	W	1-0	9,038

* USL First Division Championship

2007 POSTSEASON STATISTICS

NO	NAME	POS	GP	GS	MIN	G	A	PTS	GWG	PKA	PKS	SHT	FLS	CARDS	
														C	E
21	AMBERSLEY, Mike	M	2	2	128	1	0	2	0	0	0	3	2	1	0
7	DELICÂTE, Matthew	F	2	2	167	1	0	2	0	0	0	4	3	0	0
23	LOERA, Alfonso	D	2	2	180	0	1	1	0	0	0	3	5	0	0
9	HOLMES, Jamie	F	1	0	13	0	0	0	0	0	0	0	1	0	0
8	NOVAK, Kevin	M	1	0	18	0	0	0	0	0	0	0	1	0	0
12	PERRY, Jason	D	1	1	43	0	0	0	0	0	0	0	3	1	0
27	BONSEU, Tenywa	D	1	0	45	0	0	0	0	0	0	0	1	0	0
30	HARRISON, Chase	GK	1	0	45	0	0	0	0	0	0	0	0	0	0
18	LINES, Aaran	M	1	1	45	0	0	0	0	0	0	1	1	0	0
35	MARTINEZ, Rey	F	2	0	60	0	0	0	0	0	0	2	2	0	0
3	ALOISI, Chris	D	1	1	90	0	0	0	0	0	0	0	3	1	0
28	BOLTON, Josh	M	2	1	113	0	0	0	0	0	0	0	3	0	0
26	CRAFT, Nate	M	2	2	117	0	0	0	0	0	0	1	1	0	0
13	BALL, John	M	2	1	119	0	0	0	0	0	0	1	0	0	0
11	DIALLO, Hamed	F	2	1	122	0	0	0	0	0	0	3	2	0	0
24	VALLOW, Scott	GK	2	2	135	0	0	0	0	0	0	0	0	0	0
4	BERTZ, Kenney	D	2	2	180	0	0	0	0	0	0	1	2	0	0
10	MENYONGAR, Johnny	M	2	2	180	0	0	0	0	0	0	1	2	1	0
17	PALGUTA, Scott	D	2	2	180	0	0	0	0	0	0	0	5	1	0
TOTALS			2	2	180	2	1	5	0	0	0	20	37	5	0

NO	GOALKEEPER	GP	GS	MIN	GA	SVS	GAA	SO	RECORD			SHOTS		
									W	L	T	FACED	PK	PKG
30	HARRISON, Chase	1	0	45	0	1	0.00	0	0	0	1	2	0	0
24	VALLOW, Scott	2	2	135	3	10	2.00	0	0	1	0	19	0	0
TOTALS		2	2	180	3	11	1.50	0	0	1	1	21	0	0

<u>RHINOS RECORD</u>	GP	W	L	T	<u>SCORING</u>	1 st	2 nd	OT	TOT	<u>SHOTS</u>	<u>TOTAL</u>
HOME	1	0	0	1	RHINOS	1	1	0	2	RHINOS	20
ROAD	1	0	1	0	OPPONENTS	2	1	0	3	OPPONENTS	21
TOTALS	2	0	1	1							

<u>RHINOS WHEN:</u>	<u>W-L-T</u>
Scoring First Goal	0-0-0
Allowing First Goal	0-1-1
Outshooting Opponent	0-0-1
Shots Are Tied	0-0-0
Outshot by Opponent	0-1-0
Leading at Halftime	0-0-0
Tied at Halftime	0-1-0
Trailing at Halftime	0-0-1

<u>RHINOS</u>	<u>ADDITIONAL STATISTICS</u>	<u>OPPONENTS</u>
18	CORNER KICKS	7
6	OFFSIDES	6
0	PENALTY KICKS	0
0	PENALTY KICKS SCORED	0
37	FOULS	30
5	CAUTIONS	3
0	EJECTIONS	1

SCHEDULE & RESULTS

DATE	OPPONENT	LOCATION	W/L/T	SCORE	ATTENDANCE
9/16	Atlanta Silverbacks	PAETEC Park	T	1-1	4,294
9/14	Atlanta Silverbacks	RE/MAX Greater Atlanta Stadium	L	2-1	1,482

2008 POSTSEASON STATISTICS

NO	NAME	POS	GP	GS	MIN	G	A	PTS	GWG	PKA	PKS	SHT	FLS	CARDS	
														C	E
10	MENYONGAR, Johnny	F	4	4	389	1	1	3	0	0	0	4	3	0	0
9	DELICATE, Matthew	F	4	3	325	1	0	2	0	0	0	3	3	0	0
12	GREGOR, Andrew	M	3	2	186	1	0	2	1	0	0	2	2	1	0
7	GUPPY, Steve	M	3	1	128	1	0	2	1	0	0	1	1	0	0
16	EARLS, Danny	M	4	4	390	0	1	1	0	0	0	2	5	1	0
17	PALGUTA, Scott	D	4	4	390	0	1	1	0	0	0	0	3	1	0
6	FITZPATRICK, Tiger	M	4	4	390	0	0	0	0	0	0	1	9	1	0
18	SMITH, Ross	D	4	4	390	0	0	0	0	0	0	4	8	2	0
24	VALLOW, Scott	GK	4	4	390	0	0	0	0	0	0	0	0	0	0
44	BERTZ, Kenney	D	4	4	352	0	0	0	0	0	0	1	6	1	0
4	KREAMALMEYER, Luke	M	4	3	345	0	0	0	0	0	0	7	5	0	0
13	BALL, John	D	4	4	247	0	0	0	0	0	0	1	4	1	0
25	HEINS, Ryan	D	3	1	165	0	0	0	0	0	0	1	2	0	0
11	ANTUNEZ, Daniel	M	1	1	63	0	0	0	0	0	0	0	4	0	0
35	MARCINA, Alen	F	2	1	60	0	0	0	0	0	0	0	0	0	0
27	BONSEU, Tenywa	D	2	0	39	0	0	0	0	0	0	0	1	0	0
20	SEVERS, Chad	F	1	0	4	0	0	0	0	0	0	0	0	0	0
TOTALS			5	5	390	4	3	11	1	0	0	32	58	8	0

NO	GOALKEEPER	GP	GS	MIN	GA	SVS	GAA	SO	W	L	D	SHOTS		
												FACED	PKF	PKG
24	VALLOW, Scott	4	4	390	4	17	0.92	2	2	2	0	45	0	0
TOTALS		4	4	390	4	17	0.92	2	2	2	0	45	0	0

	GP	W	L	D	SCORING	1ST	2ND	TOT	SHOTS	TOT
HOME	2	2	0	0	RHINOS	0	4	4	RHINOS	32
ROAD	2	0	2	0	OPP	3	1	4	OPP	45
TOTALS	4	2	2	0						

ADDITIONAL STATISTICS										
RHINOS WHEN			RHINOS			OPP				
W	L	D								
2	0	0	15		CORNER KICKS		24			
0	2	0	8		OFFSIDES		9			
2	0	0	0		PENALTY KICKS		0			
0	0	0	0		PKs SCORED		0			
0	2	0	58		FOULS		64			
0	0	0	8		CAUTIONS		5			
2	0	0	0		EJECTIONS		0			
0	2	0								

DATE	OPPONENT	LOCATION	W/L/T	SCORE	ATTENDANCE
10/5/08	Puerto Rico Islanders	Juan Ramon Loubriel	L	3-0	9,112
10/3/08	Puerto Rico Islanders	PAETEC Park	W	2-0	7,001
9/28/08	Charleston Battery	Blackbaud Stadium	L	1-0	2,653
9/26/08	Charleston Battery	PAETEC Park	W	2-0	6,923

2009 POSTSEASON STATISTICS

NO	NAME	POS	GP	GS	MIN	G	A	PTS	GWG	GFG	PKA	PKS	SHT	FLS	CARDS	
															C	E
13	BALL, John	D	2	2	180	1	0	2	1	0	0	0	2	1	0	0
4	BERTZ, Kenney	D	2	2	180	1	0	2	0	0	0	0	1	0	0	0
25	NUNES, Amaury	M	2	0	21	1	0	2	0	0	0	0	1	2	0	0
27	SHORT, Nano	M	2	2	154	0	1	1	0	0	0	0	0	1	1	0
3	VELTEN, Tim	D	2	2	180	0	1	1	0	0	0	0	1	2	0	0
11	HEINS, Ryan	M	2	0	35	0	1	1	0	0	0	0	1	4	0	0
6	FITZPATRICK, Tiger	M	2	2	171	0	0	0	0	0	0	0	1	2	0	0
5	SANCHO, Brent	D	2	2	119	0	0	0	0	0	0	0	0	5	1	1
16	EARLS, Danny	M	2	2	146	0	0	0	0	0	0	0	0	1	0	0
12	GREGOR, Andrew	M	2	1	135	0	0	0	0	0	0	0	3	0	0	0
23	McFARLANE, Errol	F	2	2	123	0	0	0	0	0	0	0	2	2	0	0
29	ATIENO, Tai	F	2	1	135	0	0	0	0	0	0	0	2	4	0	0
24	VALLOW, Scott	GK	2	2	180	0	0	0	0	0	0	0	0	0	0	0
8	KINDEL, Steve	M	1	1	90	0	0	0	0	0	0	0	0	0	0	0
2	SARKODIE, Kwame	M	1	0	26	0	0	0	0	0	0	0	1	1	0	0
TOTALS			2	2	180	3	3	9	0	0	0	0	17	18	2	1

NO	GOALKEEPER	GP	GS	MIN	GA	SVS	GAA	SO	W	L	D	SHOTS		
												FACED	PKF	PKG
24	VALLOW, Scott	2	2	180	5	5	2.50	0	1	1	0	0	0	0
TOTALS		2	2	180	5	5	2.50	0	1	1	0	0	0	0

<u>RECORD</u>	<u>GP</u>	<u>W</u>	<u>L</u>	<u>D</u>	<u>SCORING</u>	<u>1ST</u>	<u>2ND</u>	<u>TOI</u>	<u>SHOTS</u>	<u>TOI</u>
HOME	1	1	0	0	RHINOS	0	3	3	RHINOS	17
ROAD	1	0	1	0	OPP	1	4	5	OPP	26
TOTALS										

<u>RHINOS WHEN</u>	<u>W</u>	<u>L</u>	<u>D</u>	<u>RHINOS</u>	<u>OPP</u>
SCORING FIRST GOAL	1	0	0	5	CORNER KICKS
ALLOWING FIRST GOAL	0	1	0	1	OFFSIDES
OUTSHOOTING OPP	1	0	0	0	PENALTY KICKS
SHOTS TIED	0	0	0	0	PKs SCORED
OUTSHOT BY OPP	0	1	0	18	FOULS
LEADING AT HALFTIME	0	0	0	2	CAUTIONS
TIED AT HALFTIME	1	0	0	1	EJECTIONS
TRAILING AT HALFTIME	0	1	0		

DATE	OPPONENT	LOCATION	W/L/T	SCORE	ATTENDANCE
9/27/09	Puerto Rico Islanders	Juan Ramon Loubriel	L	4-1	4,232
9/24/09	Puerto Rico Islanders	Marina Auto Stadium Park	W	2-1	6,326

2010 POSTSEASON STATISTICS

															CARDS		
NO	NAME	PO	GP	GS	MIN	G	A	PTS	FG	WG	OTG	PKA	PKS	SHT	FLS	C	E
7	HAMILTON, Anthony	F	2	2	155	1	0	2	0	0	0	0	0	3	2	0	0
23	HOXIE, Andrew	F	2	1	108	1	0	2	0	0	0	0	0	3	1	0	0
15	Sanfilippo, Frankie	D	2	2	180	0	1	1	0	0	0	0	0	0	2	0	0
4	PITCHKOLAN, Aaron	M	2	2	180	0	1	1	0	0	0	0	0	3	5	1	0
28	GREENFIELD, Jonathan	D	2	2	180	0	0	0	0	0	0	0	0	1	5	0	0
12	ROBERTS, Troy	D	2	2	180	0	0	0	0	0	0	0	0	2	2	0	0
5	MOTAGALVAN, Alfonso	M	2	2	180	0	0	0	0	0	0	0	0	0	4	1	0
2	BELLAMY, Tyler	D	2	2	148	0	0	0	0	0	0	0	0	0	2	0	0
18	KISSI, Isaac	F	2	1	104	0	0	0	0	0	0	0	0	2	2	0	0
13	ROSENLUND, Tyler	M	1	1	90	0	0	0	0	0	0	0	0	0	1	0	0
16	VERSAILLES, Kenold	M	1	1	80	0	0	0	0	0	0	0	0	0	0	0	0
3	WEST, Adam	D	1	1	60	0	0	0	0	0	0	0	0	0	1	0	0
8	FRANKS, Jamie	M	1	1	51	0	0	0	0	0	0	0	0	0	0	0	0
9	SPICER, Darren	F	1	0	39	0	0	0	0	0	0	0	0	0	3	1	0
6	COSTANZO, Rich	D	1	0	30	0	0	0	0	0	0	0	0	0	2	0	0
17	SHORT, Nano	M	1	0	10	0	0	0	0	0	0	0	0	0	1	0	0
20	T.J. Gore	D	1	0	10	0	0	0	0	0	0	0	0	0	0	0	0
21	FERDINAND, Max	M	1	0	4	0	0	0	0	0	0	0	0	0	1	0	1
1	KITSON, Neal	GK	2	2	180	0	0	0	0	0	0	0	0	0	0	0	0
TOTALS			2	2	180	2	2	6	0	0	0	0	0	15	37	3	1

NO	GOALKEEPER	GP	GS	MIN	GA	SYS	GAA	SO	W	L	T	PKATT	PKSCR
1	KITSON, Neal	2	2	180	3	6	1.50	0	1	1	0	0	0
TOTALS		2	2	180	3	6	1.50	0	1	1	0	0	0

<u>RHINOS RECORD</u>	GP	W	L	T	SCORING	1st	2 nd	OT	PKs	TOT	SHOTS	TOTAL
HOME	1	1	0	0	RHINOS	1	1	0	0	2	RHINOS	15
ROAD	1	0	1	0	OPPONENT	2	1	0	0	3	OPPONENTS	20
TOTAL	2	1	1	0								

RHINOS WHEN:

	W-L-T
Scoring First Goal	0-0-0
Allowing First Goal	1-1-0
Outshooting Opponent	1-0-0
Shots Are Tied	0-0-0
Outshot by Opponent	0-1-0
Leading at Half-time	0-0-0
Tied at Half-time	1-0-0
Trailing at Half-time	0-1-0

RHINOS

7
0
0
37
3
1

ADDITIONAL STATISTICS

CORNER KICKS
PENALTY KICKS
PENALTY KICKS SCORED
FOULS
CAUTIONS
EJECTIONS

OPPONENTS

11
0
0
27
4
-

RESULTS

Date	Opponent	Score	Result	Record	GK	Goals	Attendance
10/2	at Puerto Rico	0-2	L	0-1-0	Kitson	None	n/a
10/9	vs. Puerto Rico	2-1	W	1-1-0	Kitson	Hamilton, Hoxie	4,620

2011 POSTSEASON STATISTICS

#	NAME	POS	GP	GS	MIN	G	A	PTS	GWG	GTG	PKA	PKS	SHT	FLS	C	E
18	KISSI, Isaac	F	2	2	160	2	1	5	0	0	0	0	8	5	0	0
8	ROSENLUND, Tyler	M	2	2	180	1	1	3	1	0	0	0	3	0	0	0
3	COST, Drew	M	2	2	171	1	0	2	0	0	0	0	2	2	0	0
21	DONATELLI, Tony	M	2	2	110	1	0	2	0	0	0	0	2	2	0	1
29	BANKS, JC	M	2	2	165	0	1	1	0	0	0	0	2	1	0	0
6	COSTANZO, Rich	D	2	2	180	0	0	0	0	0	0	0	4	2	0	0
13	KIRK, Quavas	D	2	2	149	0	0	0	0	0	0	0	2	2	1	0
12	ROBERTS, Troy	D	2	2	180	0	0	0	0	0	0	0	0	4	0	0
15	TOBIN, Connor	D	2	2	180	0	0	0	0	0	0	0	1	2	0	0
1	KITSON, Neal	GK	2	2	180	0	0	0	0	0	0	0	0	0	0	0
5	MOTAGALVAN, Alfonso	M	2	2	146	0	0	0	0	0	0	0	2	3	0	0
9	JAGSEOSINGH, Kendall	F	2	0	51	0	0	0	0	0	0	0	0	0	0	0
16	VERSAILLES, Kenold	M	2	0	9	0	0	0	0	0	0	0	0	0	0	0
20	GORE, T.J.	D	1	0	15	0	0	0	0	0	0	0	0	0	0	0
7	HAMILTON, Anthony	F	1	0	7	0	0	0	0	0	0	0	0	0	0	0
28	MARSHALL, Yohance	D	1	0	3	0	0	0	0	0	0	0	0	0	0	0
23	HOXIE, Andrew	F	1	0	31	0	0	0	0	0	0	0	2	1	0	0
	HC LILLEY, Bob															
	TOTALS		2	2	180	5	3	13	1	0	0	0	28	24	1	1

#	GOALKEEPER	GP	GS	MIN	GA	SVS	GAA	SO	W	L	D	SF	PKF	PKSCR
1	KITSON, Neal	2	2	180	2	4	2	1	1	1	0	12	0	0
	TOTALS	2	2	180	2	4	2	1	1	1	0	12	0	0

RECORD	GP	W	L	D	SCORING	1ST	2ND	TOT	SHOTS
HOME	2	1	1	0	RHINOS	3	2	5	28
ROAD	0	0	0	0	OPP	2	0	2	12
TOTALS	2	1	1	0					

ADDITIONAL STATISTICS		
RHINOS		OPP
15	CORNER KICKS	5
0	PENALTY KICKS	0
0	PKs SCORED	0
24	FOULS	21
1	CAUTIONS	2
1	EJECTIONS	2
6	OFFSIDES	2

DATE	OPPONENT	SCORE	W/L/D	RECORD	GOAL SCORERS	GOALKEEPER	HOME
19-Aug	vs. Pittsburgh	4-0	W	1-0-0	Costanzo, Donatelli, Kissi, Cost	Kitson	3,273
26-Aug	vs. Harrisburg	1-2	L	1-1-0	Kissi	Kitson	3,598

ALL-TIME POSTSEASON STATISTICS

NO	Name	POS	YEARS	GP	GS	MIN	G	A	PTS	SHTS	FLS	C	E
7	AGUILERA, Pato	M	04-05	3	1	123	0	0	0	3	3	0	0
15	ALAMO, Ezikeil	M	97-98	2	0	73	0	0	0	1	0	0	0
11	ALLNUTT, Yari	M	98-00, 04	20	19	1,588	7	0	14	32	40	2	0
17	AMANI-DOVE, Hamisi	F	02	4	4	363	0	0	0	8	7	0	0
3	ALOISI, Chris	D	07	1	1	90	0	0	0	0	3	1	0
30	AMBERSLEY, Mike	M	06-07	3	2	160	1	0	2	3	3	2	0
1	ANDRACKI, Billy	GK	96-03	14	14	1,211	0	0	0	0	0	1	0
11	ANTUNEZ, Daniel	M	08	1	1	63	0	0	0	0	4	0	0
3	ASHE, Tim	D	96	1	0	17	0	0	0	0	0	0	0
29	ATIENO, Tai	F	09	2	1	135	0	0	0	2	4	0	0
21	BAGLEY, Chris	M	06	2	2	124	0	0	0	3	0	0	0
13	BALL, John	M	05-09	13	12	996	1	0	2	10	13	2	0
16	BANKOV, Kalin	D	01-02	10	10	847	0	0	0	2	10	2	1
29	BANKS, JC	M	11	2	2	165	0	1	1	2	1	0	0
2	BELLAMY, Tyler	D	10	2	2	148	0	0	0	0	2	0	0
4	BERTZ, Kenney	D	06-09	11	11	982	1	0	2	4	11	1	0
20	BIELLO, Mauro	M	99	7	7	608	3	1	7	7	6	0	0
6	BOLANOS, Jonathan	M	05	2	1	134	0	0	0	1	1	0	0
28	BOLTON, Josh	M	07	2	1	113	0	0	0	0	3	0	0
27	BONSEU, Tenywa	D	05, 07-08	4	1	152	0	0	0	0	3	0	0
17	CARABAJAL, Mauro	F	05	2	1	118	0	0	0	3	0	0	1
15	CARRIERI, Chris	F	04	2	2	152	0	0	0	5	3	0	0
8	COMMODORE, Fred	F	03	1	0	23	0	0	0	1	2	0	0
3	COST, Drew	M	11	2	2	171	1	0	2	2	2	0	0
6	COSTANZO, Rich	D	10,11	3	2	210	0	0	0	4	4	0	0
26	CRAFT, Nate	M	06-07	5	5	297	0	0	0	1	12	1	0
20, 7	DALIGCON, Nate	M	97-01	27	18	1,500	3	4	10	22	26	3	1
2	DaSILVA, Mauro	D	98	2	1	53	0	0	0	1	0	0	0
17	DARGOUT, Jefferson	F	2004	1	0	20	0	0	0	0	1	0	0
17	DAUDA, Fuseini	D	96-97, 01	8	5	587	0	0	0	3	10	4	0
11	DEBRAH, Kofi	F	96	3	0	55	0	0	0	1	2	3	0
13	DELGADO, Noah	F	04	2	2	155	0	0	0	1	2	0	0
7	DELICÂTE, Matthew	F	06-08	9	8	668	2	0	4	9	9	0	0
3	DEMMIN, Craig	D	98-00, 02-04	23	23	2,112	1	0	2	8	25	0	0
11	DIALLO, Hamed	F	07	2	1	122	0	0	0	3	2	0	0
24	DIETRICH, Kirk	F	98-99	3	0	14	0	0	0	0	0	0	0
21	DONATELLI, Tony	M	11	2	2	110	1	0	2	2	2	0	1
16	EARLS, Danny	M	08-09	6	6	536	0	1	1	2	6	1	0
8	EDOZIEN, Connally	F	06	1	0	32	0	0	0	0	1	0	0
21	FERDINAND, Max	M	10	1	0	4	0	0	0	0	0	0	0
6	FITZPATRICK, Tiger	M	08-09	6	6	561	0	0	0	2	11	1	0
8	FRANKS, Jamie	M	10	1	1	51	0	0	0	0	0	0	0
24	FULLER, Ian	F	03-04	6	6	384	0	0	0	6	11	2	1
23	GBEKE, Charles	F	06	3	0	77	0	0	0	2	3	2	0
22	GERVAIS, Gabriel	D	00-01	1	0	2	0	0	0	0	0	0	0
30	GIBSON, Neathan	F	01	5	5	384	3	0	6	12	13	0	0
18	GLENN, Jimmy	F	97-00	9	8	594	2	5	9	21	9	2	0
28	GREENFIELD, Jonathan	D	10	2	2	180	0	0	0	1	5	0	0
12	GREGOR, Andrew	M	08-09	5	3	321	1	0	2	5	2	1	0
20	GORE, T.J.	D	10,11	2	0	25	0	0	0	0	0	0	0
7	GUPPY, Steve	M	08	3	1	128	1	0	2	1	1	0	0
7	GUTIERREZ, Henry	M	96-97	4	4	360	0	1	1	6	12	0	0
7	HAMILTON, Anthony	F	10, 11	3	2	162	1	0	2	3	2	0	0
27	HARDY, Tim	D	98-00	20	13	1,271	0	1	1	3	20	6	0
30	HARRISON, Chase	GK	07	1	0	45	0	0	0	0	0	0	0
12	HAYES, David	M	03	4	4	305	0	0	0	4	5	0	0
25	HEINS, Ryan	D	08-09	5	1	200	0	1	1	2	6	0	0
9	HOLMES, Jamie	F	07	1	0	13	0	0	0	0	1	0	0
3	HOUSER, Nate	D	97	1	1	105	0	0	0	1	2	1	0
9	HOWES, Greg	F	05-06	5	5	395	1	0	2	10	13	1	0
23	HOXIE, Andrew	F	10, 11	3	1	149	1	0	2	5	2	0	0
14	INNEH, Ernest	F	00	4	1	73	0	0	0	1	0	0	0
9	JAGDEOSINGH, Kendall	F	11	2	0	51	0	0	0	0	0	0	0
1	JOHNSON, Soren	GK	2004	0	0	0	0	0	0	0	0	0	0
9	KELLY, Danny	M	96	2	2	129	0	0	0	0	2	0	0
16	KENNEL, Chris	D	96-97	2	2	238	0	0	0	1	3	0	0
8	KINDEL, Steve	M	1	1	90	0	0	0	0	0	0	0	0

ALL-TIME POSTSEASON STATISTICS

NO	NAME	POS	YRS	GP	GS	MIN	G	A	PTS	SHTS	FLS	C	E
13	KIRK, Quavas	D	11	2	2	149	0	0	0	2	2	1	0
12	KIRMSE, Mike	D	97-01	21	4	640	1	3	5	15	15	4	0
18	KISSI, Issac	F	10, 11	4	3	264	2	1	5	10	7	0	0
1	KITSON, Neal	GK	10, 11	4	4	360	0	0	0	0	0	0	0
27	KOETTERS, Kevin	D	97	2	2	150	0	0	0	2	5	1	0
4	KREAMALMEYER, Luke	M	08	4	3	345	0	0	0	7	5	0	0
5	LAVRYNENKO, Yuri	M	02-03	6	4	432	0	1	1	0	16	3	0
2	LEWIS, Ricky	D	06	1	0	20	0	0	0	0	0	0	0
18	LINES, Aaran	M	06-07	4	4	136	0	0	0	5	6	1	0
23	LOERA, Alfonso	D	07	2	2	180	0	1	1	3	5	0	0
9	LOWE, Onandi	F	00	5	3	318	3	2	8	13	13	3	0
23	McFARLANE, Errol	F	2	2	1	0	0	0	0	0	0	0	2
35	MARCINA, Alen	F	08	2	1	60	0	0	0	0	0	0	0
21	MARINARO, Hector	M	96	4	4	328	0	0	0	14	2	1	0
28	MARSHALL, Yohance	D	11	1	0	3	0	0	0	0	0	0	0
35	MARTINEZ, Rey	M	05-07	7	3	329	0	0	0	4	7	1	0
10	McKAY, Yogi	M	96-98	12	12	1,032	0	3	3	9	21	2	0
6	MENDES, Carlos	D	03-04	6	5	495	0	0	0	0	4	0	0
10	MENYONGAR, Johnny	M	06-09	9	9	807	1	1	3	9	8	1	0
21	MERCIK, Joe	D	97-99	5	0	22	0	0	0	0	0	0	0
19	MILLER, Doug	F	96-99, 03-05	24	18	1674	8	1	17	18	17	4	0
4	MINOTT, Leon	D	96-97	6	4	412	0	0	0	2	0	0	0
9,11	MITCHELL, Jamel	F	01, 03	6	0	101	0	0	0	3	0	0	0
10	MLADENOV, Stoian	M	01-03, 05	15	14	1,259	4	3	11	35	21	0	0
5	MOTAGALVAN, Alfonso	M	10, 11	4	4	326	0	0	0	2	7	1	0
15	NASH, Martin	M	00-02	14	14	1,084	1	6	8	24	12	4	0
8	NOVAK, Kevin	D	07	1	0	18	0	0	0	0	1	0	0
25	NUNES, Amaury	M	09	2	0	21	1	0	2	1	2	0	0
20, 17	PALGUTA, Scott	D	05-08	10	10	882	0	1	1	2	11	2	0
12	PERRY, Jason	D	05-07	4	2	162	0	0	0	2	6	1	0
16	PILARSKI, Ian	M	04	1	0	12	0	0	0	0	0	0	0
4	PITCHKOLAN, Aaron	M	10	2	2	180	0	1	1	3	5	1	0
2	RESTREPO, Andrew	D	99-01	13	10	911	0	0	0	2	8	1	0
6	RIVAS, Rene	D	96-97	3	3	270	2	0	4	4	11	1	0
12	ROBERTS, Troy	D	10, 11	4	4	360	0	0	0	2	6	0	0
42	RUEDA, Kevin	GK	00	1	0	8	0	0	0	0	0	0	0
13, 8	ROSENLUND, Tyler	M	10, 11	3	3	270	1	1	3	3	1	0	0
5	SANCHO, Brent	D	09	2	2	119	0	0	0	0	5	1	1
15	SANFILIPPO, Frankie	D	05-06, 10	6	5	495	0	1	1	0	5	1	0
2	SARKODIE, Kwame	M	09	1	0	26	0	0	0	1	1	0	0
4	SCHWEITZER, Scott	D	98-03, 05	29	29	2,487	1	2	4	8	32	4	1
20	SEBRANGO, Eduardo	F	00	2	0	44	0	0	0	0	0	0	0
9, 11	SEDGEWICK, Bill	D	99-05	28	28	2,480	1	2	4	28	55	5	0
26	SEMEDO, Carlos	D	04	1	1	90	0	0	0	0	3	0	0
20	SEVERS, Chad	F	08	1	0	4	0	0	0	0	0	0	0
27, 17	SHORT, Nano	M	09-10	3	2	164	0	1	1	0	1	2	0
9	SIMMONDS, Greg	F	02	2	0	55	0	0	0	1	0	0	0
18	SMITH, Ross	D	08	4	4	390	0	0	0	4	8	2	0
5, 14	SMOTRICH, Yurij	D	96-97	2	2	180	0	0	0	0	3	0	0
9	SPICER, Darren	M	10	1	0	39	0	0	0	0	2	1	0
25	STEBBINS, Dan	F	00,02	6	6	505	4	0	8	10	16	1	0
22	STEELE, Jonny	M	06	2	0	33	0	0	0	2	0	0	0
23	STEENKAMP, Lenin	M	96-05	32	30	2,799	5	5	15	58	41	3	0
22	STUART, Darrell	F	96-97	1	0	2	0	0	0	0	0	0	0
7	SUAREZ, Temoc	M	02-03	7	1	193	0	1	1	2	3	0	0
20	TANNER, Jimmy	F	01-02	8	0	138	1	1	3	3	9	0	0
8	TANNER, Tommy	M	96-02	21	14	939	1	2	4	7	20	5	0
26	TILLEY, Darren	F	98-00	14	14	1,242	10	6	26	39	34	2	0
15	TOBIN, Connor	D	11	2	2	180	0	0	0	1	2	0	0
10	TROUT, Ryan	M	04	2	0	58	0	0	0	1	1	0	0
8	TSAKIRIS, Shaun	M	04	1	1	59	0	0	0	1	2	0	0
24	VALLOW, Scott	GK	00-02, 05-09	23	23	2,065	0	0	0	0	1	4	0
3	VELTEN, Tim	D	09	2	2	180	0	1	1	1	2	0	0
16	VERSAILLES, Kenold	M	10, 11	3	1	89	0	0	0	0	0	0	0
14, 5	VILLAGRA, Gustavo	M	96-97	5	5	377	1	0	2	3	27	1	1
6	WALTON, Mali	D	97-02	30	26	2,390	1	0	2	4	34	3	0

ALL-TIME POSTSEASON STATISTICS

NO	NAME	POS	YRS	GP	GS	MIN	G	A	PTS	SHTS	FLS	C	E
3	WEST, Adam	D	10	1	1	60	0	0	0	0	1	0	0
25	WILSON, John	D	2004	2	2	180	0	0	0	0	4	0	0
21	WILSON, Kirk	F	01-05	17	17	1,318	0	1	1	23	35	4	0
12	WOOLFOLK, Corey	F	04	2	1	81	0	0	0	1	1	0	0
17	WRIGHT, David	D	04	2	1	89	0	0	0	0	3	0	0
12	YOUNG, Paul	F	96,99	7	3	154	0	0	0	4	5	0	0
22	ZAGAR, Theo	GK	04	2	2	180	0	0	0	0	0	0	0
58	ZAVALA, Carlos	D	98-02	25	8	853	1	2	4	13	9	2	0

NO	NAME	GP/GS	YRS	SVS	GA	MIN	GAA	SO	W	L	T
1	ANDRACKI, Billy	14/14	96-03	48	13	1,211	0.96	4	5	6	2
30	HARRISON, Chase	1/0	07	1	0	45	0.00	0	0	0	1
1	KITSON, Neal	4/4	10, 11	10	5	360	1.25	1	2	2	0
25	ONSTAD, Pat	15/15	98-99, 01-02	47	12	1,395	0.77	6	10	2	3
0	THOMPSON, Rett	1/0	96-99	4	2	79	2.28	0	0	1	0
24	VALLOW, Scott	23/23	00-02, 05-09	69	25	2,065	0.96	10	13	6	3
22	ZAGAR, Theo	2/2	04	5	2	180	1.00	0	0	2	0

RECORD	GP	W	L	T	SCORING	1 st	2 nd	OT	TOT
Rhinos	58	30	20	9	Rhinos	36	46	0	82
Opponents	58	20	30	9	Opponents	23	37	0	60

SHOTS	TOTAL
Rhinos	669
Opponents	561

RHINOS WHEN:	W-L-T	RHINOS	ADDITIONAL STATISTICS	OPPONENT
Scoring First Goal	26-2-1	273	CORNER KICKS	266
Allowing First Goal	4-16-3	159	OFFSIDES	117
Outshooting Opponent	27-8-5	4	PENALTY KICKS	1
Shots are Tied	0-0-0	4	PENALTY KICKS	1
Outshot by Opponent	3-11-3	4	SCORED	
Leading at Halftime	17-2-1	947	FOULS	855
Tied at Halftime	12-9-4	125	CAUTIONS	98
Trailing at Halftime	1-10-1	11	EJECTIONS	15

ALL-TIME POSTSEASON STATISTICS

TEAM	GP	HOME	ROAD	TOTAL	GF	GA
Atlanta Silverbacks	2	0-0-1	0-1-0	0-1-1	2	3
Charleston Battery	9	4-0-1	1-2-1	5-2-2	9	2
Harrisburg City Islanders	1	0-1-0	0-0-0	0-1-0	1	2
Hershey Wildcats	7	5-0-0	1-1-0	6-1-0	15	6
Lehigh Valley Steam	1	1-0-0	0-0-0	1-0-0	2	1
Long Island Rough Riders	2	0-1-0	0-1-0	0-2-0	1	1
Milwaukee Rampage	2	1-0-0	1-0-0	2-0-0	4	2
Minnesota Thunder	3	2-0-0	0-1-0	2-1-0	7	4
Montreal Impact	11	3-2-0	3-1-2	6-3-2	14	12
Pittsburgh Riverhounds	6	4-0-0	0-2-0	4-2-0	16	5
Puerto Rico Islanders	6	3-0-0	0-3-0	3-3-0	7	11
Richmond Kickers	4	0-0-2	0-1-1	0-1-3	3	5
Seattle Sounders	1	0-0-0	0-1-0	0-1-0	2	1
Toronto Lynx	2	1-0-0	0-0-1	1-0-1	2	1
Vancouver Whitecaps	1	0-1-0	0-0-0	0-1-0	0	3
TOTAL	58	24-4-4	6-15-5	30-19-9	82	60

ALL-TIME POSTSEASON STATISTICS

DATE	OPPONENT	LOCATION	RESULT	SCORE	ATTENDANCE
08/26/11	Harrisburg City Islanders	Sahlen's Stadium	L	1-2	3,598
08/19/11	Pittsburgh Riverhounds	Sahlen's Stadium	W	4-0	3,273
10/9/10	Puerto Rico Islanders	Marina Auto Stadium	W	2-1	4,620
10/2/10	Puerto Rico Islanders	Juan Ramon Loubriel	L	2-0	n/a
9/27/09	Puerto Rico Islanders	Juan Ramon Loubriel	L	4-1	4,232
9/24/09	Puerto Rico Islanders	Marina Auto Stadium	W	2-1	6,326
10/5/08	Puerto Rico Islanders	Juan Ramon Loubriel	L	3-0	9,112
10/3/08	Puerto Rico Islanders	PAETEC Park	W	2-0	7,001
9/28/08	Charleston Battery	Blackbaud Stadium	L	1-0	2,653
9/26/08	Charleston Battery	PAETEC Park	W	2-0	6,923
9/16/07	Atlanta Silverbacks	PAETEC Park	T	1-1	4,294
9/14/07	Atlanta Silverbacks	RE/MAX Greater Atlanta Stadium	L	2-1	1,482
*9/30/06	Vancouver Whitecaps	PAETEC Park	L	3-0	9,547
9/24/06	Charleston Battery	Blackbaud Stadium	T	0-0	2,121
9/22/06	Charleston Battery	PAETEC Park	W	1-0	9,038
9/25/05	Richmond Kickers	Frontier Field	T	1-1	6,195
9/23/05	Richmond Kickers	University of Richmond Stadium	L	1-3	2,672
9/5/04	Montreal Impact	Claude Robillard Stadium	L	0-1	10,281
9/3/04	Montreal Impact	Frontier Field	L	0-1	7,124
9/14/03	Charleston Battery	Blackbaud Stadium	L	0-1	2,571
9/12/03	Charleston Battery	Frontier Field	T	0-0	10,071
9/7/03	Montreal Impact	Claude Robillard Stadium	T	0-0	8,455
9/5/03	Montreal Impact	Frontier Field	W	2-1	8,339
9/21/02	Richmond Kickers	Frontier Field	L (SO)	0-0 (8-9 pk)	10,148
9/19/02	Richmond Kickers	Sports Backers Stadium	T	1-1	3,327
9/14/02	Montreal Impact	Frontier Field	W	1-0	10,367
9/12/02	Montreal Impact	Claude Robillard Stadium	T	0-0	6,354
*10/13/01	Hershey Wildcats	Frontier Field	W	2-0	13,692
10/6/01	Milwaukee Rampage	Frontier Field	W	1-0	6,817
10/4/01	Milwaukee Rampage	Milwaukee County Sports Complex	W	3-2	721
9/29/01	Pittsburgh Riverhounds	Frontier Field	W	3-0	8,102
9/26/01	Pittsburgh Riverhounds	Bethel Park Stadium	L	1-2	1,073
*9/30/00	Minnesota Thunder	Frontier Field	W	3-1	14,276
9/24/00	Toronto Lynx	Frontier Field	W	1-0	8,058
9/22/00	Toronto Lynx	Varsity Stadium	T	1-1	2,811
9/16/00	Charleston Battery	Blackbaud Stadium	W	1-0	2,806
9/15/00	Charleston Battery	Frontier Field	W	2-0	7,531
9/9/00	Hershey Wildcats	Frontier Field	W	4-2	10,456
*10/16/99	Minnesota Thunder	National Sports Center	L	1-2	9,987
10/11/99	Hershey Wildcats	Frontier Field	W	3-1	7,753
10/9/99	Hershey Wildcats	Frontier Field	W	1-0	9,024
10/3/99	Hershey Wildcats	Hershey Park Stadium	L	1-2	1,749
9/28/99	Pittsburgh Riverhounds	Frontier Field	W	2-0	6,541
9/25/99	Pittsburgh Riverhounds	Bethel Park Stadium	L	0-1	4,115
9/18/99	Pittsburgh Riverhounds	Frontier Field	W	6-2	9,127
9/10/99	Lehigh Valley Steam	Frontier Field	W	2-1	8,437
*10/17/98	Minnesota Thunder	Frontier Field	W	3-1	13,772
10/3/98	Hershey Wildcats	Hershey Park Stadium	W	1-0	1,847
9/26/98	Hershey Wildcats	Frontier Field	W	3-1	8,121
9/23/98	Montreal Impact	Frontier Field	W	4-1	7,529
9/19/98	Montreal Impact	Claude Robillard Stadium	W (SO)	2-2	4,360
9/12/98	Charleston Battery	Frontier Field	W	3-0	9,673
9/6/97	Long Island Rough Riders	Hofstra University	L (SO)	1-1	4,361
9/3/97	Long Island Rough Riders	Frontier Field	L (SO)	0-0	5,150
*10/5/96	Seattle Sounders	Memorial Stadium	L	2-0	7,459
9/25/96	Montreal Impact	Claude Robillard Stadium	W	2-1	3,137
9/21/96	Montreal Impact	Frontier Field	L	0-3	14,809
9/19/96	Montreal Impact	Claude Robillard Stadium	W	3-2	3,691

ALL-TIME POSTSEASON STATISTICS

GAMES PLAYED			GAMES STARTED			MINUTES PLAYED		
1	Lenin Steenkamp	31	1	Lenin Steenkamp	29	1	Lenin Steenkamp	2,709
2	Mali Walton	30	2	Scott Schweitzer	28	2	Mali Walton	2,390
3	Scott Schweitzer	28	3	Bill Sedgewick	27	3	Bill Sedgewick	2,435
4	Nate Daligcon	27	4	Mali Walton	26	4	Scott Schweitzer	2,397
	Bill Sedgewick	27	5	Scott Vallow	23	5	Scott Vallow	2,065
6	Carlos Zavala	25	6	Craig Demmin	22	6	Craig Demmin	2,022
7	Doug Miller	24	7	Billy Andracki	19	7	Yari Allnutt	1,588
8	Scott Vallow	23	8	Nate Daligcon	18	8	Nate Daligcon	1,500
9	Craig Demmin	22		Doug Miller	18	9	Doug Miller	1,674
10	Mike Kirmse	21	10	Martin Nash	14	10	Tim Hardy	1,271
	Tommy Tanner	21		Tommy Tanner	14			
				Darren Tilley	14			
				Stoian Mladenov	14			

POINTS			GOALS			ASSISTS		
1	Darren Tilley	26	1	Darren Tilley	10	1	Darren Tilley	6
2	Doug Miller	17	2	Doug Miller	8		Martin Nash	6
3	Lenin Steenkamp	15	3	Yari Allnutt	7	3	Lenin Steenkamp	5
4	Yari Allnutt	14	4	Lenin Steenkamp	5		Jimmy Glenn	5
5	Stoian Mladenov	11	5	Dan Stebbins	4	5	Nate Daligcon	4
6	Nate Daligcon	10		Stoian Mladenov	4	6	Mike Kirmse	3
7	Jimmy Glenn	9	7	Mauro Biello	3		Yogi McKay	3
8	Dan Stebbins	8		Onandi Lowe	3	8	Stoian Mladenov	3
	Onandi Lowe	8		Nate Daligcon	3	9	Tommy Tanner	2
	Martin Nash	8		Neathan Gibson	3		Onandi Lowe	2
							Scott Schweitzer	2
							Carlos Zavala	2
							Bill Sedgewick	2

SHOTS			FOULS		
1	Lenin Steenkamp	57	1	Bill Sedgewick	54
2	Darren Tilley	39	2	Lenin Steenkamp	40
3	Doug Miller	38		Yari Allnutt	40
4	Stoian Mladenov	35	4	Mali Walton	34
5	Yari Allnutt	31		Darren Tilley	34
6	Bill Sedgewick	27	6	Scott Schweitzer	29
7	Martin Nash	24	7	Gustavo Villagra	27
8	Kirk Wilson	23	8	Nate Daligcon	26
9	Nate Daligcon	22	9	Craig Demmin	25
10	Jimmy Glenn	21	10	Stoian Mladenov	21

GK WINS			GK SAVES			GK SHUTOUTS		
1	Scott Vallow	13	1	Scott Vallow	69	1	Scott Vallow	10
2	Pat Onstad	10	2	Billy Andracki	48	2	Pat Onstad	6
3	Billy Andracki	5	3	Pat Onstad	47	3	Billy Andracki	4
4	Neal Kitson	2	4	Neal Kitson	10	4	Neal Kitson	1

GOALS AGAINST AVERAGE			GK TIES		
1	Pat Onstad	0.92	1	Pat Onstad	3
	Scott Vallow	0.92	2	Scott Vallow	3
3	Billy Andracki	0.96	3	Billy Andracki	2
4	Neal Kitson	1.25			

ALL-TIME POSTSEASON STATISTICS

GOALS

Most goals (game): 6, (9/18/99 vs. Pittsburgh)
Most goals allowed (game): 3, 2x (9/21/96 vs. Montreal & 9/30/06 vs. Vancouver)
Most goals (half): 4, (9/18/99 vs. Pittsburgh, 1st, 9/9/00 vs. Hershey, 2nd)
Most goals allowed (half): 3, (9/21/96 vs. Montreal, 2nd)
Most goals combined (game): 8, (9/18/99 vs. Pittsburgh)
Most goals combined (half): 5, (9/18/99 vs. Pittsburgh & 9/9/00 vs. Hershey)

ASSISTS

Most assists (game): 5, (9/23/98 vs. Montreal)
Most assists against (game): 3, (9/21/96 vs. Montreal)
Most assists (half): 4, twice (9/23/98 vs. Montreal, 2nd, 9/9/00 vs. Hershey)
Most assists against (half): 3, (9/21/96 vs. Montreal, 2nd)
Most assists combined (game): 6, twice (9/18/99 vs. Pittsburgh, 9/9/00 vs. Hershey)
Most assists combined (half): 5, (9/9/00 vs. Hershey)

SHOOTOUT

Most SO goals (game): 3, twice (9/3/97 vs. Long Island, 9/19/98 @ Montreal)
Most SO goals allowed (game): 4, (9/3/97 vs. Long Island)
Most SO attempts (game): 7, (9/3/97 vs. Long Island)
Most SO attempts against (game): 7, (9/3/97 vs. Long Island)
Most SO goals combined (game): 7, (9/3/97 vs. Long Island)
Most SO attempts combined (game): 14, (9/3/97 vs. Long Island)
Most consecutive SO attempts scored: 3, (9/3/97 vs. Long Island)
Most consecutive SO attempts scored against: 3, (9/6/97 @ Long Island)
Most consecutive SO attempts missed: 3, (9/3/97 vs. Long Island)
Most consecutive SO attempts missed against: 3, (9/19/98 @ Montreal)
Most consecutive games going to a SO: 2, (9/3-9/6/97 vs. Long Island)
Most consecutive games without a SO: 4, (9/19 @ Montreal-10/5/96 @ Seattle)

SHOTS

Most shots (game): 24, (9/29/01 vs. Pittsburgh)
Fewest shots (game): 4, (9/25/99 @ Pittsburgh)
Most shots against (game): 19, (9/25/96 @ Montreal)
Fewest shots against (game): 4, 3xs (last time 8/26/11 v. Harrisburg City Islanders)
Most shots (half): 11, three times, (9/23/98 vs. Montreal, 2nd, 9/18/99 vs. Pittsburgh, 1st, vs. 9/28/99 vs. Pittsburgh, 1st)
Fewest shots (half): 1, twice (9/25/99 @ Pittsburgh, 2nd)
Most shots against (half): 11, twice (9/19/96 @ Montreal, 9/25/96 @ Montreal)
Fewest shots against (half): 0, (9/10/99 vs. Lehigh Valley)
Most shots combined (game): 37, (9/25/96 @ Montreal)
Fewest shots combined (game): 12, twice (9/25/99 @ Pittsburgh, 9/12/03 vs. Charleston)
Most shots combined (half): 20, twice (9/25/96 @ Montreal, 2nd, 9/18/99 vs. Pittsburgh)
Fewest shots combined (half): 6, (9/25/99 @ Pittsburgh 1st & 2nd)

FOULS

Most fouls committed (game): 24, 2x last (9/22/06 @ Charleston)
Fewest fouls committed (game): 6, (8/19/11 vs. Pittsburgh)
Most fouls committed (half): 15, (9/22/06 @ Charleston, 1st)
Fewest fouls committed (half): 0 (8/19/2011, v. Pittsburgh)
Most fouls suffered (game): 26, (9/7/03 @ Montreal)
Fewest fouls suffered (game): 5, (8/26/11 v. Pittsburgh)
Most fouls suffered (half): 16, (9/25/99 @ Pittsburgh)
Fewest fouls suffered (half): 2, (10/3/98 @ Hershey, 2nd, 8/26/11, vs. Pittsburgh, 2nd)
Most fouls combined (game): 46, (9/7/03 at Montreal)
Fewest fouls combined (game): 11, (8/19/11 vs. Pittsburgh)
Most fouls combined (half): 30, (9/7/03 @ Montreal 1stt)
Fewest fouls combined (half): 2, (8/19/11 v. Pittsburgh)

ALL-TIME POSTSEASON STATISTICS

OFFSIDES

Most offsides (game): 8, (9/22/06 vs. Charleston)
Most offsides by opponent (game): 8, (9/3/97 vs. Long Island)
Most offsides (half): 5, (9/22/06 vs. Charleston)
Most offsides by opponent (half): 6, (9/3/97 vs. Long Island)
Most offsides combined (game): 12, (9/3/97 vs. Long Island)
Most offsides combined (half): 6, (9/3/97 vs. Long Island)

INDIVIDUAL POSTSEASON RECORDS

GOALS

Most goals: 3 (*Darren Tilley, 10/17/98 vs. Minnesota*)
Most goals against: 2, 2x (*Joey Leonetti, 10/6/96 @ Seattle, Matthew Delic te, 10/23/05 @ Richmond*)
Fastest goal scored from start of game: 2nd min (Doug Miller, 9/18/99 vs. Pittsburgh)
Fastest goal allowed from start of game: 6th min (Basso, 8/26/11 vs. Harrisburg City Islanders)
Fastest goal scored from start of the second half: 47th min (Isaac Kissi, 8/19/11 vs. Pittsburgh)
Fastest goal allowed from start of the second half: 46th min (Pawel Nowak, 10/16/99 @ Minn.)
Fastest two goals scored in a row: 1 minute, 9/19/96 @ Montreal, 4th min (Lenin Steenkamp), 5th min (Doug Miller)
Fastest two goals allowed in a row: 3 minutes, 10/16/99 @ Minnesota, 43rd min (*Gerard Lagos*), 46th min (*Peter Nowak*)
Fastest three goals scored in a row: 10 minutes, 9/18/99 vs. Pittsburgh, 2nd min (Doug Miller), 9th min (Darren Tilley), 12th min (Doug Miller)
Fastest three goals allowed in a row: 35 minutes, 9/21/96 vs. Montreal, 53rd min (Onandi Lowe), 57th min (Eddy Berdusco), 88th min (Mauro Biello)
Fastest four goals scored in a row: 16 minutes, 9/18/99 vs. Pittsburgh, 2nd min (Doug Miller), 9th min (Darren Tilley), 12th min (Doug Miller), 18th min (Yari Allnutt)
Fastest four goals allowed in a row: N/A

ASSISTS

Most assists: 2, 5x last (*Martin Nash, 9/30/00 vs. Minnesota, 9/30/00*)
Most assists against: 2, 3x last (McColm Cephas, 10/23/05 @ Richmond)

POINTS

Most points: 6, (*Darren Tilley, vs. Minnesota, 10/17/98, vs. Pittsburgh, 9/18/99*)
Most points against: 4, 2x (*Joey Leonetti, 10/6/96 @ Seattle & Matthew Delicate, 10/23/05 @ Richmond*)

SHOTS

Most shots: 7, (Stoian Mladenov, 10/6/01 vs. Milwaukee)
Most shots against: 5, 5x last, (Joey Worthen 10/23/05 @ Richmond)

FOULS

Most fouls committed: 9 (Gustavo Villagra, 9/21/96 vs. Montreal)
Most fouls committed against: 6, (Stephen Armstrong, 9/22/06 @ Charleston)

GOALKEEPING

Most goals against: 4, (Scott Vallow, 9/27/09 at Puerto Rico)
Most goals against – opponent: 6 (Randy Dedini vs. Pittsburgh, 9/18/99)
Most saves: 13 (Billy Andracki, 9/19/96 @ Montreal)
Fewest saves: 0, (Scott Vallow, 9/22/06 vs. Charleston)
Most saves against: 11 (Manuel Carou, 9/3/97 vs. Long Island)
Fewest saves – opponent: 0, 2x (Dusty Hudock, vs. Charleston, 9/16/00 & Greg Sutton @ Montreal, 9/7/03)

Italics denote A-League Championship Game.

U.S. OPEN CUP STATISTICS



1996 U.S. OPEN CUP STATISTICS

NO	NAME	POS	GP	GS	MIN	G	A	PTS	SHOTS	FOULS	CARDS			SHOOTOUT	
											C	E	G	ATT	
19	MILLER, Doug	F	4	4	383	4	0	8	16	1	0	0	0	0	
21	MARINARO, Hector	M	4	3	265	1	4	6	14	0	0	0	0	0	
23	STEENKAMP, Lenin	F	4	4	383	2	0	4	12	2	0	0	0	0	
7	GUTIERREZ, Henry	M	3	3	292	1	2	4	7	6	0	0	0	0	
16	KENNEL, Chris	D	4	1	137	1	0	2	0	2	0	0	0	0	
3	ASHE, Tim	D	1	0	7	0	0	0	1	0	0	0	0	0	
22	STUART, Darrell	F	2	0	47	0	0	0	0	0	0	0	0	0	
9	KELLY, Danny	M	1	1	76	0	0	0	0	1	1	0	0	0	
0	THOMPSON, Rett	GK	1	1	90	0	0	0	0	0	0	0	0	0	
11	DEBRAH, Kofi	F	2	1	92	0	0	0	7	2	0	0	0	0	
4	MINOTT, Leon	D	2	1	121	0	0	0	0	1	0	0	0	0	
14	VILLAGRA, Gustavo	M	2	2	203	0	0	0	1	2	1	0	0	0	
1	ANDRACKI, Bill	GK	3	3	293	0	0	0	0	1	1	0	0	0	
10	McKAY, Yogi	M	4	4	293	0	0	0	0	5	0	0	0	0	
8	TANNER, Tommy	M	4	4	344	0	0	0	1	10	0	0	0	0	
6	RIVAS, Rene	D	4	4	382	0	0	0	3	9	1	0	0	0	
17	DAUDA, Fuseini	F	4	4	383	0	0	0	0	7	1	0	0	0	
5	SMOTRICH, Yuri	D	4	4	383	0	0	0	0	9	0	0	0	0	
TOTALS			4	4	383	9	6	24	62	61	5	0	0	0	

NO	GOALKEEPER	GP	GS	MINS	GA	SVS	GAA	SO	RECORD			SHOOTOUT		
									W	L	T	SAVES	GA	W
0	THOMPSON, Rett	1	1	90	0	14	0.00	1	1	0	0	0	0	0
1	ANDRACKI, Bill	3	3	293	6	29	1.84	1	2	1	0	0	0	0
TOTALS		4	4	383	6	43	1.41	2	3	1	0	0	0	0

RECORD	GP	W	L	SOW	SOL	SCORING	1 st	2 nd	O	TOT	SHOTS	TOTAL
RHINOS	4	3	1	0	0	RHINOS	4	4	1	9	RHINOS	62
OPPONENTS	4	1	3	0	0	OPPONENTS	1	5	0	6	OPPONENTS	63

RHINOS WHEN:	W-L	RHINOS	OPONENTS
Scoring First Goal	3-0		
Allowing First Goal	0-1	29	CORNER KICKS 31
Outshooting Opponent	1-0	0	CORNER KICKS SCORED 0
Shots are Tied	1-0	0	PENALTY KICKS 0
Outshot by Opponent	1-1	0	PENALTY KICKS SCORED 0
Leading at Halftime	3-0	24	OFFSIDES 6
Tied at Halftime	0-0	44	FOULS 38
Trailing at Halftime	0-1	5	CAUTIONS 7
		0	EJECTIONS 1

SCHEDULE & RESULTS

DATE	OPPONENTS	LOCATION	W/L	SCORE	ATTENDANCE
*10/30/96	D.C. United (MLS)	RFK Stadium	L	0-3	7,234
10/12/96	Colorado Rapids (MLS)	Frontier Field	W	3-0	12,179
9/7/96	Tampa Bay Mutiny (MLS)	Frontier Field	W	4-3 (OT)	12,428
7/31/96	Fort Myers Manatees (PDL)	Frontier Field	W	2-0	6,149

* USOC Championship Match

1997 U.S. OPEN CUP STATISTICS

NO	NAME	POS	GP	GS	MIN	G	A	PTS	SHOTS	FOULS	CARDS		SHOOTOUT	
											C	E	G	ATT
18	GLENN, Jimmy	F	2	2	145	2	0	4	3	1	0	0	0	0
8	TANNER, Tommy	M	2	2	190	1	0	2	3	5	1	1	0	0
11	VIGNJEVIC, Nikola	M	2	2	137	0	2	2	4	0	0	0	0	0
7	GUTIERREZ, Henry	M	2	2	190	0	1	1	5	7	1	0	0	0
4	MINOTT, Leon	D	1	0	32	0	0	0	1	0	0	0	0	0
19	MILLER, Doug	F	2	0	53	0	0	0	0	2	0	0	0	0
12	KIRMSE, Mike	M	1	1	90	0	0	0	1	1	0	0	0	0
5	VILLAGRA, Gustavo	M	1	1	90	0	0	0	0	4	0	0	0	0
3	HOUSER, Nate	D	2	1	125	0	0	0	1	7	2	0	0	0
23	STEENKAMP, Lenin	M	2	1	145	0	0	0	5	3	0	0	0	0
10	McKAY, Yogi	M	2	2	158	0	0	0	2	9	1	0	0	0
17	DAUDA, Fuseini	D	2	2	165	0	0	0	1	10	1	0	0	0
1	ANDRACKI, Bill	GK	2	2	190	0	0	0	0	0	0	0	0	0
27	KOETTERS, Kevin	D	2	2	190	0	0	0	2	5	1	0	0	0
14	SMOTRICH, Yuri	D	2	2	190	0	0	0	0	2	0	0	0	0
TOTALS			2	2	190	3	3	9	28	56	7	1	0	0

NO	GOALKEEPER	GP	GS	MINS	GA	SVS	GAA	SO	RECORD		SHOTS FACED	SHOOTOUT		RECORD	
									W	L		SAVE	GA	W	L
1	ANDRACKI, Bill	2	2	190	3	10	1.42	0	1	1	0	0	0	0	0
TOTALS		2	2	190	3	10	1.42	0	1	1	0	0	0	0	0

RECORD	GP	W	L	SOW	SOL	SCORING	1 st	2 nd	OT	TOT SHOTS	TOTAL
RHINOS	2	1	1	0	0	RHINOS	2	0	1	3	28
OPPONENTS	2	1	1	0	0	OPPONENTS	1	2	0	3	32

<u>RHINOS WHEN:</u>	<u>W-L</u>
Scoring First Goal	1-0
Allowing First Goal	0-1
Outshooting opponent	0-0
Shots are Tied	0-0
Outshot by opponent	1-1
Leading at Halftime	1-0
Tied at Halftime	0-1
Trailing at Halftime	0-0

RHINOS

ADDITIONAL STATISTICS

	OPPONENTS
CORNER KICKS	5
OFFSIDES	2
PENALTY KICKS	0
PENALTY KICKS SCORED	0
FOULS	42
CAUTIONS	4
EJECTIONS	0

SCHEDULE & RESULTS

DATE	OPPENENT	LOCATION	W/L	SCORE	ATTENDANCE
8/1/97	Tampa Bay Mutiny (MLS)	Frontier Field	W	0-1	8,781
7/8/97	Mid Michigan Bucks (PDL)	Hershey Park Stadium	L	0-1	616

1998 U.S. OPEN CUP STATISTICS

NO	NAME	POS	GP	GS	MIN	G	A	PTS	SHOTS	FOULS	CARDS		SHOOTOUT	
											C	E	G	ATT
19	MILLER, Doug	F	2	2	122	1	0	2	9	0	0	0	0	0
26	TILLEY, Darren	F	2	1	133	1	0	2	6	3	0	0	0	0
10	ALLNUTT, Yari	M	2	2	144	1	0	2	4	2	0	0	0	0
4	SCHWEITZER, Scott	D	2	2	169	0	1	1	0	2	0	1	0	0
2	DaSILVA, Mauro	D	2	2	188	0	1	1	4	3	0	0	0	0
13	McKAY, Yogi	M	2	2	193	0	1	1	2	2	0	0	0	0
6	WALTON, Mali	M	1	0	5	0	0	0	0	1	0	0	0	0
20	DALIGCON, Nate	M	2	0	49	0	0	0	3	1	0	0	0	0
18	GLENN, Jimmy	F	2	1	131	0	0	0	3	2	0	0	0	0
3	DEMMIN, Craig	D	2	2	193	0	0	0	0	5	1	0	0	0
27	HARDY, Tim	D	2	2	193	0	0	0	0	2	1	0	0	0
25	ONSTAD, Pat	GK	2	2	193	0	0	0	0	0	0	0	0	0
23	STEENKAMP, Lenin	M	2	2	193	0	0	0	5	3	0	0	0	0
8	TANNER, Tommy	M	2	2	193	0	0	0	4	1	0	0	0	0
TOTALS			2	2	193	3	3	9	40	27	2	1	0	0

NO	GOALKEEPER	GP	GS	MINS	GA	SVS	GAA	SO	RECORD		SHOTS FACE	SHOOTOUT SAVES	RECORD	
									W	L			W	L
25	ONSTAD, Pat	2	2	193	3	14	1.40	0	1	1	0	0	0	0
TOTALS		2	2	193	3	14	1.40	0	1	1	0	0	0	0

RECORD	GP	W	L	SOW	SOL	SCORING	1 st	2 nd	OT	TOT	SHOTS	TOTAL
RHINOS	2	1	1	0	0	RHINOS	1	3	0	4	RHINOS	40
OPPONENTS	2	1	1	0	0	OPPONENTS	1	1	1	3	OPPONENTS	28

RHINOS WHEN:	W-L
Scoring First Goal	1-0
Allowing First Goal	0-1
Outshooting opponent	1-0
Shots are Tied	0-0
Outshot by opponent	0-1
Leading at Halftime	1-0
Tied at Halftime	0-0
Trailing at Halftime	0-1

ADDITIONAL STATISTICS	OPPONENTS
CORNER KICKS	5
OFFSIDES	11
PENALTY KICKS	1
PENALTY KICKS SCORED	1
FOULS	43
CAUTIONS	3
EJECTIONS	0

SCHEDULE & RESULTS

DATE	OPPONENT	LOCATIONS	W/L	SCORE	ATTENDANCE
7/7/98	Columbus Crew (MLS)	Frontier Field	L	1-2 (OT)	9,287
7/1/98	Western Mass. Pioneers (D3)	Lusitano Stadium	W	3-1	2,156

1999 U.S. OPEN CUP STATISTICS

NO	NAME	PO	GP	GS	MIN	G	A	PTS	SH	FLS	CARDS		SHOOTOUT	
											C	E	G	ATT
20	BIELLO, Mauro	F	5	5	489	2	1	5	12	1	0	0	0	0
26	TILLEY, Darren	F	5	5	458	2	1	5	4	16	4	0	0	0
12	KIRMSE, Mike	D	5	2	286	1	2	4	3	4	1	0	0	0
10	ALLNUTT, Yari	M	4	4	380	2	0	4	8	4	1	0	0	0
19	MILLER, Doug	F	4	2	232	1	1	4	11	6	1	0	0	0
27	HARDY, Tim	D	4	3	329	1	1	3	5	7	1	0	0	0
4	SCHWEITZER, Scott	D	4	4	365	1	0	2	4	4	2	1	0	0
11	SEDGEWICK, Bill	M	5	5	489	0	1	1	7	9	1	0	0	0
8	TANNER, Tommy	M	4	4	372	0	1	1	5	11	3	0	0	0
24	DIETRICH, Kirk	M	3	1	97	0	0	0	1	3	0	0	0	0
7	DALIGCON, Nate	M	5	5	431	0	0	0	6	11	1	0	0	0
2	RESTREPO, Andrew	D	5	4	409	0	0	0	0	6	1	0	0	0
3	DEMMIN, Craig	D	3	3	251	0	0	0	0	3	0	0	0	0
6	WALTON, Mali	D	4	3	282	0	0	0	1	4	0	0	0	0
58	ZAVALA, Carlos	M	1	0	7	0	0	0	0	0	0	0	0	0
TOTALS			5	5	489	10	8	28	71	94	16	1	0	0

NO	GOALKEEPER	GP	GS	MIN	GA	SV	GAA	SO	RECORD		SHOOTOUT			RECORD	
									W	L	FACED	SAVES	GA	W	L
25	ONSTAD, Pat	4	4	315	2	10	0.57	2	3	0	0	0	0	0	0
1	ANDRACKI, Billy	2	1	174	2	8	1.03	0	2	0	0	0	0	0	0
TOTALS		5	5	489	4	18	0.74	2	5	0	0	0	0	0	0

<u>RHINOS RECORD</u>	<u>GP</u>	<u>W</u>	<u>L</u>	<u>SOW</u>	<u>SOL</u>	<u>SCORING</u>	<u>1st</u>	<u>2nd</u>	<u>OT</u>	<u>TOT</u>	<u>SHOTS</u>	<u>TOTAL</u>
HOME	5	5	0	0	0	RHINOS	0	8	2	10	RHINOS	71
ROAD	0	0	0	0	0	OPPONENTS	0	4	0	4	OPPONENTS	52

<u>RHINOS WHEN:</u>	<u>W-L</u>
Scoring First Goal	3-0
Allowing First Goal	2-0
Outshooting Opponent	4-0
Shots Are Tied	0-0
Outshot by opponent	1-0
Leading at Halftime	0-0
Tied at Halftime	5-0
Trailing at Halftime	0-0

<u>RHINOS</u>	<u>ADDITIONAL STATISTICS</u>	<u>OPPONENTS</u>
35	CORNER KICKS	21
15	OFFSIDES	8
0	PENALTY KICKS	0
0	PENALTY KICKS SCORED	0
94	FOULS	84
16	CAUTIONS	8
1	EJECTIONS	2

SCHEDULE & RESULTS

DATE	OPPONENT	LOCATION	W/L	SCORE	ATTENDANCE
*9/14/99	Colorado Rapids (MLS)	Crew Stadium	W	2-0	4,455
9/1/99	Columbus Crew (MLS)	Virginia Beach SportsPlex	W	3-2	2,109
8/11/99	Dallas Burn (MLS)	Frontier Field	W	2-1 (OT)	10,730
7/14/99	Chicago Fire (MLS)	Frontier Field	W	1-0	10,107
6/30/99	New York Freedom (PDL)	Frontier Field	W	2-1 (OT)	7,131

* USOC Championship Match

2000 U.S. OPEN CUP STATISTICS

NO	NAME	PO	GP	GS	MIN	G	A	PTS	GWG	OTG	PKA	PKS	SHT	CARDS		
														FLS	C	E
15	NASH, Martin	M	2	2	180	1	1	3	0	0	0	0	4	1	0	0
9	LOWE, Orandi	F	2	0	70	1	0	2	1	0	0	0	4	3	0	0
7	DALIGCON, Nate	M	1	0	20	0	0	0	0	0	0	0	0	0	0	0
11	SEDGEWICK, Bill	M	1	0	30	0	0	0	0	0	0	0	0	2	1	0
27	HARDY, Tim	D	1	1	52	0	0	0	0	0	0	0	0	2	0	0
58	ZAVALA, Carlos	M	2	1	128	0	0	0	0	0	0	0	1	0	0	0
10	ALLNUTT, Yari	M	2	2	137	0	0	0	0	0	0	0	2	4	1	0
20	SEBRANGO, Eddy	F	2	2	143	0	0	0	0	0	0	0	2	0	0	0
13	BALL, John	M	2	2	160	0	0	0	0	0	0	0	3	5	1	0
3	DEMMIN, Craig	D	2	2	180	0	0	0	0	0	0	0	0	1	0	0
12	KIRMSE, Mike	D	2	2	180	0	0	0	0	0	0	0	3	3	0	0
4	SCHWEITZER, Scott	D	2	2	180	0	0	0	0	0	0	0	1	0	0	0
23	STEENKAMP, Lenin	M	2	2	180	0	0	0	0	0	0	0	4	9	1	0
8	TANNER, Tommy	M	2	2	180	0	0	0	0	0	0	0	1	4	0	0
TOTALS			2	2	180	2	1	5	1	0	0	0	23	36	4	0

<u>RECORD</u>											
NO	GOALKEEPER	GP	GS	MIN	GA	SVS	GAA	SO	W	L	
1	ANDRACKI, Billy	1	1	90	1	6	1.00	0	1	0	
24	VALLOW, Scott	1	1	90	3	5	3.00	0	0	1	
TOTALS		2	2	180	4	11	2.00	0	1	0	

<u>RHINOS RECORD</u>	GP	W	L	SOW	SOL	SCORING	1 st	2 nd	OT	TOT	SHOTS	TOTAL
HOME	0	0	0	0	0	RHINOS	1	1	0	2	RHINOS	23
ROAD	2	1	1	0	0	OPPONEN	2	2	0	4	OPPONENTS	25

<u>RHINOS WHEN:</u>	<u>W-L</u>
Scoring First Goal	1-0
Allowing First Goal	0-1
Outshooting Opponent	1-0
Shots Are Tied	0-0
Outshot by opponent	1-1
Leading at Halftime	0-0
Tied at Halftime	1-0
Trailing at Halftime	0-1

<u>ADDITIONAL STATISTICS</u>	<u>OPPONENTS</u>
RHINOS	
CORNER KICKS	16
OFFSIDES	5
PENALTY KICKS	0
PENALTY KICKS SCORED	0
FOULS	37
CAUTIONS	3
EJECTIONS	0

SCHEDULE & RESULTS

DATE	OPPONENT	LOCATION	W/L	SCORE	ATTENDANCE
7/26/00	D.C. United (MLS)	RFK Stadium	L	0-3	3,186
6/14/00	Pittsburgh Riverhounds (A-League)	Bethel Park Stadium	W	2-1	1,626

2001 U.S. OPEN CUP STATISTICS

NO	NAME	POS	GP	GS	MIN	G	A	PTS	WG	OTG	PKA	PKS	SHT	FLS	CARDS	
															C	E
22	GERVAIS, Gabriel	D	1	0	0	0	0	0	0	0	0	0	1	0	0	0
13	KIROV, Nasho	M	1	0	8	0	0	0	0	0	0	0	0	0	0	0
58	ZAVALA, Carlos	D	1	0	12	0	0	0	0	0	0	0	1	0	0	0
8	TANNER, Tommy	M	1	1	69	0	0	0	0	0	0	0	1	3	0	0
6	WALTON, Mali	D	1	1	78	0	0	0	0	0	0	0	0	1	0	0
21	WILSON, Kirk	F	1	1	82	0	0	0	0	0	0	0	0	0	0	0
7	DALIGCON, Nate	M	1	1	90	0	0	0	0	0	0	0	1	5	0	0
4	DAUDA, Fuseini	D	1	1	90	0	0	0	0	0	0	0	0	2	0	0
15	NASH, Martin	M	1	1	90	0	0	0	0	0	0	0	3	1	0	0
3	SCHWETZER, Scott	D	1	1	90	0	0	0	0	0	0	0	0	0	0	0
9	SEDGEWICK, Bill	D	1	1	90	0	0	0	0	0	0	0	1	5	1	0
23	STEENKAMP, Lenin	M	1	1	90	0	0	0	0	0	0	0	1	3	1	0
18	WOLYNYEC, John	F	1	1	90	0	0	0	0	0	0	0	3	1	0	0
TOTALS			1	1	90	0	0	0	0	0	0	0	12	24	2	0

NO	GOALKEEPER	GP	GS	MIN	GA	SVS	GAA	SO	W	L	PK ATT	PK SCR
24	VALLOW, Scott	1	1	90	1	6	1.00	0	0	1	0	0
TOTALS		1	1	90	1	6	1.00	0	0	1	0	0

<u>RHINOS RECORD</u>	GP	W	L	SOW	SOL	SCORING	1 st	2 nd	OT	TOT	SHOTS	TOTAL
HOME	1	0	1	0	0	RHINOS	0	0	0	0	RHINOS	9
ROAD	0	0	0	0	0	OPPONENTS	0	1	0	1	OPPONENT	9
TOTALS	1	0	1	0	0							

ADDITIONAL STATISTICS

RHINOS	OPPONENTS
3	CORNER KICKS
1	OFFSIDES
0	PENALTY KICKS
0	PENALTY KICKS SCORED
24	FOULS
2	CAUTIONS
0	EJECTIONS

SCHEDULE & RESULTS

DATE	OPPONENTS	LOCATION	W/L	SCORE	ATTENDANCE
7/20/01	Hershey Wildcats (A-League)	Frontier Field	L	0-1	8,631

2002 U.S. OPEN CUP STATISTICS

NO	NAME	POS	GP	GS	MIN	G	A	PTS	WG	OTG	PKA	PKS	SHT	FLS	CARDS	
															C	E
21	WILSON, Kirk	F	2	2	198	2	0	4	0	0	0	0	9	9	1	0
7	SUAREZ, Temoc	M	2	2	154	1	1	3	0	0	0	0	8	2	1	0
15	NASH, Martin	M	2	2	183	1	0	2	0	0	0	0	2	3	1	0
23	STEENKAMP, Lenin	M	2	2	198	1	0	2	1	1	0	0	8	3	0	0
10	MLADENOV, Stoian	M	1	0	26	0	1	1	0	0	0	0	0	1	0	0
22	STEBBINS, Dan	F	2	2	157	0	1	1	0	0	0	0	2	2	0	0
6	WALTON, Mali	D	2	2	198	0	1	1	0	0	0	0	0	3	1	0
15	TANNER, Tommy	M	1	0	15	0	0	0	0	0	0	0	1	0	0	0
9	SIMMONDS, Greg	F	1	1	54	0	0	0	0	0	0	0	5	0	0	0
20	TANNER, Jimmy	F	2	0	70	0	0	0	0	0	0	0	2	2	0	0
5	LAVRINENKO, Yuri	M	1	1	105	0	0	0	0	0	0	0	1	3	0	0
16	BANKOV, Kalin	D	2	1	108	0	0	0	0	0	0	0	1	0	0	0
11	SEDGEWICK, Bill	M	2	1	115	0	0	0	0	0	0	0	0	1	0	0
3	DEMMIN, Craig	D	2	2	198	0	0	0	0	0	0	0	0	1	2	0
4	SCHWEITZER, Scott	D	2	2	198	0	0	0	0	0	0	0	0	1	0	0
TOTALS			2	2	198	5	4	14	1	1	0	0	39	33	4	0

NO	GOALKEEPER	GP	GS	MIN	GA	SVS	GAA	SO	W	L	PKATT	PKSCR
25	ONSTAD, Pat	2	2	198	5	10	2.27	0	1	1	0	0
TOTALS		2	2	198	5	10	2.27	0	1	1	0	0

<u>RHINOS RECORD</u>	GP	W	L	SOW	SOL	SCORING	1 st	2 nd	OT	TOT	SHOTS	TOT
HOME	2	1	1	0	0	RHINOS	3	1	1	5	RHINOS	39
ROAD	0	0	0	0	0	OPPONENTS	1	3	1	5	OPPONENTS	24
TOTALS	2	1	1	0	0							

RHINOS WHEN:

	W-L
Scoring First Goal	1-1
Allowing First Goal	0-0
Outshooting Opponent	1-0
Shots Are Tied	0-0
Outshot by Opponent	0-1
Leading at Halftime	1-1
Tied at Halftime	0-0
Trailing at Halftime	0-0

ADDITIONAL STATISTICS

<u>RHINOS</u>	<u>OPPONENTS</u>
12	CORNER KICKS 8
7	OFFSIDES 4
--	PENALTY KICKS --
--	PENALTY KICKS SCORED --
33	FOULS 30
4	CAUTIONS 4
0	EJECTIONS 0

SCHEDULE & RESULTS

DATE	OPPONENT	LOCATION	W/L	SCORE	ATTENDANCE
7/17/02	Kansas City Wizards (MLS)	Webster Schroeder	L	2-3 (OT)	4,665
6/26/02	Des Moines Menace (PDL)	Frontier Field	W	3-2 (OT)	8,485

2003 U.S. OPEN CUP STATISTICS

NO	NAME	PO	GP	GS	MIN	G	A	PTS	WG	OTG	PKA	PKS	SHT	FLS	CARDS	
															C	E
10	MLADENOV, Stoian	M	2	2	180	2	0	2	1	0	0	0	6	1	0	0
8	COMMODORE, Fred	F	2	0	47	1	0	2	0	0	0	0	1	1	0	0
9	PACO, Viktor	F	1	1	61	1	0	2	0	0	0	0	1	3	0	0
12	HAYES, David	M	2	2	180	1	0	2	0	0	0	0	3	1	0	0
7	SUAREZ, Temoc	M	2	1	119	0	2	2	0	0	0	0	1	4	0	0
22	MITCHELL, Jamel	F	1	0	1	0	1	1	0	0	0	0	0	0	0	0
19	MILLER, Doug	F	2	2	180	0	1	1	0	0	0	0	2	1	0	0
11	SEDGEWICK, Bill	D	2	2	180	0	1	1	0	0	0	0	2	1	0	0
16			1	0	6	0	0	0	0	0	0	0	0	0	0	0
	TSAKIRIS, Shaun	M														
2	DiNUNZIO, Ryan	D	1	0	45	0	0	0	0	0	0	0	0	3	0	0
24	FULLER, Ian	F	1	1	45	0	0	0	0	0	0	0	0	2	0	0
15	VALENCIA, Gabe	F	1	1	72	0	0	0	0	0	0	0	0	0	0	0
6	MENDES, Carlos	D	2	2	75	0	0	0	0	0	0	0	1	2	0	0
23	STEENKAMP, Lenin	M	2	2	162	0	0	0	0	0	0	0	0	3	0	0
3	DEMMIN, Craig	D	2	2	180	0	0	0	0	0	0	0	0	1	0	0
4	SCHWEITZER, Scott	D	2	2	180	0	0	0	0	0	0	0	0	0	0	0
	TOTALS		2	2	180	5	5	15	1	0	0	0	17	21	0	0

NO	GOALKEEPER	GP	GS	MIN	GA	SVS	GAA	SO	W	L	PKATT	PKSCR
1	ANDRACKI, Billy	2	2	180	3	8	1.50	0	1	1	0	0
	TOTALS	2	2	180	3	8	1.50	0	1	1	0	0

RHINOS RECORD	GP	W	L	SOW	SOL	SCORING	1 st	2 nd	OT	TOT	SHOTS	TOT
HOME	1	1	0	0	0	RHINOS	2	3	0	5	RHINOS	17
ROAD	1	0	1	0	0	OPPONENTS	2	1	0	3	OPPONENTS	8
TOTALS	2	1	1	0	0							

RHINOS WHEN:	W-L
Scoring First Goal	1-1
Allowing First Goal	1-0
Outshooting Opponent	1-0
Shots Are Tied	0-0
Outshot by Opponent	0-1
Leading at Half-time	0-0
Tied at Half-time	1-0
Trailing at Half-time	0-0

ADDITIONAL STATISTICS	OPPONENTS
RHINOS	
CORNER KICKS	4
OFFSIDES	0
PENALTY KICKS	--
PENALTY KICKS SCORED	--
FOULS	13
CAUTIONS	2
EJECTIONS	0

SCHEDULE & RESULTS

DATE	OPPONENT	LOCATION	W/L	SCORE	ATTENDANCE
8/6/03	New England Revolution (MLS)	Lusitano Stadium	L	1-2	2,200
7/16/03	New Hampshire Phantoms (PSL)	Frontier Field	W	4-1	7,461

2004 U.S. OPEN CUP STATISTICS

NO	NAME	PO	GP	GS	MIN	G	A	PTS	FG	WG	OTG	PKA	PKS	SHT	FLS	CARDS	
																C	E
3	DEMMIN, Craig	D	3	3	300	1	0	2	1	1	0	0	0	1	1	1	0
21	WILSON, Kirk	M	3	3	300	1	0	2	0	0	0	0	0	5	8	0	0
19	MILLER, Doug	F	3	0	94	0	1	1	0	0	0	0	0	2	1	0	0
6	MENDES, Carlos	D	3	3	268	0	1	1	0	0	0	0	0	0	5	1	0
9	ALLNUTT, Yari	M	1	0	37	0	0	0	0	0	0	0	0	2	1	0	0
7	AGUILERA, Pato	M	3	0	69	0	0	0	0	0	0	0	0	1	0	0	0
13	DELGADO, Noah	F	1	0	75	0	0	0	0	0	0	0	0	2	2	0	0
16	PILARSKI, Ian	M	1	0	75	0	0	0	0	0	0	0	0	2	1	0	0
24	FULLER, Ian	F	1	1	90	0	0	0	0	0	0	0	0	1	1	0	0
25	WILSON, John	D	1	1	90	0	0	0	0	0	0	0	0	0	1	0	0
26	SEMEDO, Carlos	D	2	1	110	0	0	0	0	0	0	0	0	0	1	0	0
10	TROUT, Ryan	M	2	2	135	0	0	0	0	0	0	0	0	4	0	0	0
23	STEENKAMP, Lenin	M	2	2	180	0	0	0	0	0	0	0	0	7	4	0	0
12	WOOLFOLK, Corey	F	3	2	182	0	0	0	0	0	0	0	0	3	2	0	0
8	TSAKIRIS, Shaun	M	3	3	186	0	0	0	0	0	0	1	0	7	4	1	0
11	SEDEGWICK, Bill	D	2	2	192	0	0	0	0	0	0	0	0	1	5	2	0
15	CARRIERI, Chris	F	3	3	300	0	0	0	0	0	0	0	0	10	3	1	0
17	WRIGHT, David	D	3	3	300	0	0	0	0	0	0	0	0	2	2	1	0
TOTALS			3	3	300	2	2	6	1	1	0	1	0	50	43	7	0

NO	GOALKEEPER	GP	GS	MIN	GA	SVS	GAA	SO	W	L	T	PKATT	PKSCR
22	ZAGAR, Theo	3	3	300	2	12	0.67	1	2	1	0	0	0
TOTALS		3	3	300	2	12	0.67	1	2	1	0	0	0

<u>RHINOS RECORD</u>	GP	W	L	SOW	SOL	SCORING	1 st	2 nd	OT	TOT	SHOTS	TOT
HOME	2	1	1	0	0	RHINOS	0	2	0	2	RHINOS	50
ROAD	1	1	0	0	0	OPPONENTS	2	0	0	2	OPPONENTS	19
TOTALS	3	2	1	0	0							

<u>RHINOS WHEN:</u>	W-L
Scoring First Goal	1-0
Allowing First Goal	1-1
Outshooting	2-1
Opponent	
Shots Are Tied	0-1
Outshot by Opponent	5-5
Leading at Halftime	0-0
Tied at Halftime	1-0
Trailing at Halftime	1-1

<u>ADDITIONAL STATISTICS</u>	<u>OPPONENTS</u>
<u>RHINOS</u>	
18	CORNER KICKS
10	OFFSIDES
1	PENALTY KICKS
0	PENALTY KICKS SCORED
43	FOULS
7	CAUTIONS
0	EJECTIONS

SCHEDULE & RESULTS

DATE	OPPONENT	LOCATION	W/L	SCORE	ATTENDANCE
8/4/04	Charleston Battery (A-League)	Frontier Field	L	0-1	7,016
7/20/04	New England Revolution (MLS)	Lusitano Stadium	W	1-1 (3-1 PKs)	1,512
6/30/04	Chicago Fire Reserves (PDL)	Frontier Field	W	1-0	7,654

2005 U.S. OPEN CUP STATISTICS

NO	NAME	PO	GP	GS	MIN	G	A	PTS	WG	OTG	PKA	PKS	SHT	FLS	CARDS	
															C	E
2	RIVAS, Rene	M	3	2	255	2	0	4	0	0	2	2	7	8	0	0
17	CARABAJAL, Mauro	F	2	2	180	1	1	3	1	0	0	0	3	7	0	0
19	MILLER, Doug	F	1	0	75	1	0	2	0	0	0	0	2	1	0	0
20	PALGUTA, Scott	D	3	2	235	1	0	2	0	0	0	0	3	2	0	0
21	WILSON, Kirk	M	3	3	300	1	0	2	1	0	0	0	2	3	1	0
9	HOWES, Greg	F	2	2	185	0	1	1	0	0	0	0	5	5	0	0
27	BONSEU, Tenywa	D	2	2	210	0	1	1	0	0	0	0	3	4	2	0
35	MARTINEZ, Rey	M	1	1	45	0	0	0	0	0	0	0	0	0	0	0
11	SEDGEWICK, Bill	D	1	1	45	0	0	0	0	0	0	0	2	0	0	0
23	STEENKAMP, Lenin	M	1	1	45	0	0	0	0	0	0	0	3	0	0	0
8	TSAKIRIS, Shaun	M	1	0	45	0	0	0	0	0	0	0	0	1	0	0
12	PERRY, Jason	D	1	1	64	0	0	0	0	0	0	0	0	2	2	1
7	AGUILERA, Pato	M	1	1	79	0	0	0	0	0	0	0	1	0	0	0
16	DaSILVA, Edvaldo	M	2	1	139	0	0	0	0	0	0	0	5	3	1	0
10	MLADENOV, Stoian	M	3	2	157	0	0	0	0	0	0	0	0	3	0	0
6	BOLANOS, Jonathan	F	2	1	165	0	0	0	0	0	0	0	4	6	0	0
24	VALLOW, Scott	G	2	2	180	0	0	0	0	0	0	0	0	0	0	0
4	SCHWEITZER, Scott	D	3	3	225	0	0	0	0	0	0	0	0	5	0	0
13	BALL, John	M	3	2	236	0	0	0	0	0	0	0	3	7	1	0
15	SANFILIPPO, Frankie	D	3	3	300	0	0	0	0	0	0	0	0	4	0	0
TOTALS			3	3	300	6	3	14	2	0	2	2	43	54	4	1

NO	GOALKEEPER	GP	GS	MIN	GA	SVS	GAA	SO	W	L	PKATT	PKSCR
24	VALLOW, Scott	3	3	300	3	10	1.00	0	2	1	0	0
TOTALS		3	3	300	3	10	1.00	0	2	1	0	0

<u>RHINOS RECORD</u>	GP	W	L	SOW	SOL	SCORING	1 st	2 nd	OT	PKs	TOT	SHOTS	TOT
HOME	3	2	0	0	1	RHINOS	2	4	0	0	6	RHINOS	43
ROAD	0	0	0	0	0	OPPONENTS	2	1	0	1	4	OPPONENTS	37
TOTAL	3	2	0	0	0								

<u>RHINOS WHEN:</u>	<u>W-L-T</u>
Scoring First Goal	1-0
Allowing First Goal	1-1
Outshooting Opponent	1-1
Shots Are Tied	1-0
Outshot by Opponent	0-0
Leading at Halftime	1-0
Tied at Halftime	0-0
Trailing at Halftime	1-1

<u>ADDITIONAL STATISTICS</u>	<u>OPPONENTS</u>
RHINOS	
CORNER KICKS	23
OFFSIDES	12
PENALTY KICKS	0
PENALTY KICKS SCORED	0
FOULS	57
CAUTIONS	10
EJECTIONS	0

SCHEDULE & RESULTS

DATE	OPPONENT	LOCATION	W/L	SCORE	ATTENDANCE
8/24/05	Chicago Fire (MLS)	Frontier Field	L	1-1 (4-5 PKs)	11,121
8/3/05	MetroStars (MLS)	Frontier Field	W	3-1	10,547
7/13/05	Virginia Beach Mariners (USL1)	Frontier Field	W	2-1	7,838

2006 U.S. OPEN CUP STATISTICS

NO	NAME	PO	GP	GS	MIN	G	A	PTS	WG	OTG	PKA	PKS	SHT	FLS	CARDS		
															C	E	
23	GBEKE, Charles	F	2	1	97	1	1	3	0	0	0	0	5	0	0	0	
13	BALL, John	M	2	2	204	1	1	3	0	0	1	1	4	1	1	0	
18	LINES, Aaran	M	2	1	126	1	0	2	0	0	1	1	4	2	0	0	
8	EDOZIEN, Connally	F	2	1	127	1	0	2	0	0	0	0	1	3	0	0	
7	DELICATE, Matthew	F	2	2	196	1	0	2	0	0	1	0	7	5	0	0	
2	LEWIS, Ricky	D	1	1	90	0	1	1	0	0	0	0	1	1	0	0	
10	MENYONGAR, Johnny	M	2	2	177	0	1	1	0	0	0	0	5	2	0	0	
4	BERTZ, Kenney	D	2	2	210	0	1	1	0	0	1	1	1	2	1	0	
27	BONSEU, Tenywa	D	1	0	33	0	0	0	0	0	1	0	0	0	0	0	
26	CRAFT, Nate	D	1	1	45	0	0	0	0	0	0	0	0	0	0	0	
30	AMBERSLEY, Mike	F	1	0	51	0	0	0	0	0	1	1	1	1	0	0	
9	HOWES, Greg	M	2	2	159	0	0	0	0	0	0	0	3	4	0	0	
22	STEELE, Jonny	M	2	1	165	0	0	0	0	0	0	0	6	4	0	0	
20	PALGUTA, Scott	D	2	2	210	0	0	0	0	0	0	0	0	2	0	0	
15	SANFILIPPO, Frankie	M	2	2	210	0	0	0	0	0	1	1	1	3	1	0	
24	VALLOW, Scott	GK	2	2	210	0	0	0	0	0	0	0	0	0	0	0	
TOTALS			2	2	300	5	5	15	0	0	0	0	39	54	3	1	

NO	GOALKEEPER	GP	GS	MIN	GA	SVS	GAA	SO	W	L	PKATT	PKSCR
24	VALLOW, Scott	2	2	210	2	11	1.00	0	1	1	0	0
TOTALS		2	2	210	2	11	1.00	0	1	1	0	0

<u>RHINOS RECORD</u>	GP	W	L	SOW	SOL	SCORING	1 st	2 nd	OT	PKs	TOT	SHOTS	TOT
HOME	2	1	0	0	1	RHINOS	3	2	0	7	12	RHINOS	40
ROAD	0	0	0	0	0	OPPONENTS	1	0	0	7	8	OPPONENTS	28
TOTALS	2	1	0	0	1								

<u>RHINOS WHEN:</u>	W-L
Scoring First Goal	1-0
Allowing First Goal	0-0
Outshooting Opponent	1-0
Shots Are Tied	0-0
Outshot by Opponent	0-1
Leading at Halftime	1-0
Tied at Halftime	0-0
Trailing at Halftime	0-0

<u>ADDITIONAL STATISTICS</u>	OPPONENTS
<u>RHINOS</u>	
CORNER KICKS	18
OFFSIDES	9
PENALTY KICKS	7
PENALTY KICKS SCORED	5
FOULS	22
CAUTIONS	2
EJECTIONS	0

SCHEDULE & RESULTS

DATE	OPPONENT	LOCATION	W/L	SCORE	ATTENDANCE
8/2/06	New England (MLS)	PAETEC Park	L	0-0 (4-5 PKs)	9,503
7/12/06	New Hampshire (USL-2)	PAETEC Park	W	5-1	5,412

2007 U.S. OPEN CUP STATISTICS

NO	NAME	PO	GP	GS	MIN	G	A	PTS	WG	OTG	PKA	PKS	SHT	FLS	CARDS	
															C	E
7	DELICÂTE, Matthew	F	2	2	210	2	0	4	1	0	0	0	7	5	0	0
11	DIALLO, Hamed	F	2	2	210	2	0	4	0	0	0	0	13	6	1	0
18	LINES, Aaran	M	3	3	300	1	1	3	1	0	0	0	9	3	1	0
13	BALL, John	M	2	2	210	0	2	2	0	0	0	0	9	9	1	0
6	SHIRLEY-BLACK, Stephen	M	2	2	109	0	1	1	0	0	0	0	1	2	0	0
10	MENYONGAR, Johnny	M	3	3	300	0	1	1	0	0	0	0	7	1	1	0
16	SCHEUFELE, P.J.	M	2	0	46	0	0	0	0	0	0	0	1	2	2	0
29	KRAMER, Danny	M	1	1	59	0	0	0	0	0	0	0	0	1	0	0
8	NOVAK, Kevin	D	1	0	75	0	0	0	0	0	0	0	0	2	0	0
28	BOLTON, Josh	M	3	1	100	0	0	0	0	0	0	0	1	3	0	0
3	ALOISI, Chris	D	3	2	132	0	0	0	0	0	0	0	1	0	0	0
12	PERRY, Jason	D	2	1	143	0	0	0	0	0	0	0	2	3	0	0
35	MARTINEZ, Rey	M	3	1	157	0	0	0	0	0	0	0	5	2	0	0
22	BURNS, Kevin	M	2	1	165	0	0	0	0	0	0	0	1	1	0	0
30	HARRISON, Chase	GK	2	2	210	0	0	0	0	0	0	0	0	0	0	0
4	BERTZ, Kenney	D	3	3	235	0	0	0	0	0	0	0	3	8	0	0
27	BONSEU, Tenywa	D	3	2	241	0	0	0	0	0	0	0	4	3	0	0
17	PALGUTA, Scott	D	3	3	263	0	0	0	0	0	0	0	2	0	0	0
TOTALS			3	3	300	5	5	15	2	0	0	0	72	55	6	0

NO	GOALKEEPER	GP	GS	MIN	GA	SVS	GAA	SO	W	L	PKATT	PKSCR
30	HARRISON, Chase	2	2	210	1	12	0.43	1	2	0	0	0
1	SANTOS, Nuno	1	1	90	4	3	4.00	0	0	1	1	1
TOTALS		3	3	300	5	15	1.50	1	2	1	1	1

<u>RHINOS RECORD</u>	GP	W	L	SOW	SOL	SCORING	1 st	2 nd	OT	PKs	TOT	SHOTS	TOT
HOME	3	2	1	0	0	RHINOS	1	3	1	0	5	RHINOS	72
ROAD	0	0	0	0	0	OPPONENTS	2	3	0	0	5	OPPONENTS	37
TOTALS	3	2	1	0	0								

RHINOS WHEN:

	W-L
Scoring First Goal	1-0
Allowing First Goal	1-1
Outshooting Opponent	1-1
Shots Are Tied	0-0
Outshot by Opponent	1-0
Leading at Halftime	1-0
Tied at Halftime	0-0
Trailing at Halftime	1-1

ADDITIONAL STATISTICS

<u>RHINOS</u>	<u>OPPONENTS</u>
22	CORNER KICKS 10
18	OFFSIDES 8
0	PENALTY KICKS 1
0	PENALTY KICKS SCORED 1
55	FOULS 53
6	CAUTIONS 8
0	EJECTIONS 0

SCHEDULE & RESULTS

DATE	OPPONENT	LOCATION	W/L	SCORE	ATTENDANCE
7/10/07	New England Revolution (MLS)	PAETEC Park	L	4-2	8,551
6/26/07	Western Mass (USL-2)	PAETEC Park	W	2-1 (OT)	3,125
6/12/07	Long Island (PDL)	PAETEC Park	W	1-0	3,721

2008 U.S. OPEN CUP STATISTICS

NO	NAME	PO	GP	GS	MIN	GOALS			PTS	WG	OTG	PKA	PKS	SHT	FLS	CARDS	
						G	A	PTS								C	E
6	FITZPATRICK, Tiger	M	3	3	300	1	0	2	0	0	1	1	2	5	2	0	
8	SALLES, Mauricio	F	2	2	158	1	0	2	0	0	0	0	5	6	2	0	
10	MENYONGAR, John	M	3	3	269	1	0	2	1	0	0	0	9	3	1	0	
4	KREAMALMEYER, Luke	M	3	3	300	1	0	2	0	0	0	0	5	1	0	0	
11	DIALLO, Hamad	F	2	0	54	1	0	2	1	1	0	0	6	1	0	0	
9	DELICATE, Matthew	F	3	1	166	0	2	2	0	0	0	0	2	3	0	0	
15	ZE ROBERTO	M	3	3	205	0	1	1	0	0	0	0	0	6	1	0	
7	GUPPY, Steve	M	2	0	66	0	1	1	0	0	0	0	3	2	0	1	
16	EARLS, Danny	M	3	3	292	0	0	0	0	0	0	0	5	5	1	0	
23	LOERA, Alfonso	D	2	2	210	0	0	0	0	0	0	0	1	3	0	0	
17	PALGUTA, Scott	D	3	3	300	0	0	0	0	0	0	0	0	0	0	0	
23	CRAFT, Nate	D	3	3	251	0	0	0	0	0	0	0	0	2	0	0	
13	BALL, John	D	3	3	248	0	0	0	0	0	0	0	1	2	0	0	
24	VALLOW, Scott	GK	2	2	210	0	0	0	0	0	0	0	0	0	1	0	
35	MARTINEZ, Rey Angel	M	2	0	26	0	0	0	0	0	0	0	0	0	0	0	
27	BONSEU, Tenywa	D	1	1	86	0	0	0	0	0	0	0	0	3	1	0	
20	SEVERS, Chad	F	1	0	19	0	0	0	0	0	0	0	0	0	0	0	
5	REYES, J.P.	D	1	0	7	0	0	0	0	0	0	0	0	0	0	0	
3	SEMBALUK Leigh	M	0	0	0	0	0	0	0	0	0	0	0	0	0	0	
21	MILWARD, Evan	F	0	0	0	0	0	0	0	0	0	0	0	0	0	0	
1	MELIA, Tim	GK	0	0	0	0	0	0	0	0	0	0	0	0	0	0	
32	HARRISON, Chase	GK	0	0	0	0	0	0	0	0	0	0	0	0	0	0	
TOTALS			3	3	300	5	4	14	2	1	1	1	39	46	9	1	

NO	GOALKEEPER	GP	GS	MIN	GA	SVS	GAA	SO	W	L	PKATT	PKSCR
24	VALLOW, Scott	3	3	300	3	9	0.90	1	2	1	0	0
TOTALS		3	3	300	3	9	0.90	1	2	1	0	0

<u>RHINOS RECORD</u>	GP	W	L	<u>SCORING</u>	1st	2 nd	OT	PKs	TOT	SHOTS	TOT
HOME	2	2	0	RHINOS	1	3	1	0	5	RHINOS	39
ROAD	1	0	1	OPPONENT	0	3	0	0	3	OPPONENT	30
TOTAL	3	2	1		0	6	1	0	8		

<u>RHINOS WHEN:</u>	W-L	<u>ADDITIONAL STATISTICS</u>	<u>OPPONENTS</u>
Scoring First Goal	2-0	<u>RHINOS</u>	
Allowing First Goal	0-1	11	<u>CORNER KICKS</u> 16
Outshooting Opponent	1-0	8	<u>OFFSIDES</u> 8
Shots Are Tied	0-0	1	<u>PENALTY KICKS</u> 0
Outshot by Opponent	1-1	1	<u>PENALTY KICKS SCORED</u> 0
Leading at Half-time	1-0	46	<u>FOULS</u> 37
Tied at Half-time	1-1	9	<u>CAUTIONS</u> 2
Trailing at Half-time	0-0	1	<u>EJECTIONS</u> 0

<u>RESULTS</u>							
Date	Opponent	Score	Result	Record	GK	Goals	Attendance
6/10	vs RWB Adria-USASA	2-1	W-OT	1-0	Vallow	Fitzpatrick (PK), Diallo (OTG)	1,152
6/24	vs Pittsburgh-USL2	3-0	W	2-0	Vallow	Menyongar, Salles, Kreamalmeyer	3,526
7/1	@ DC United-MLS	0-2	L	2-1	Vallow	None	2,752

2009 U.S. OPEN CUP STATISTICS

NO	NAME	PO	GP	GS	MIN	G	A	PTS	FG	WG	OTG	PKA	PKS	SHT	FLS	CARDS	
																C	E
29	ATIENO, Tai	F	4	3	351	3	0	6	1	0	0	1	0	13	4	0	0
12	GREGOR, Andrew	M	5	4	461	1	1	3	0	2	0	2	1	5	9	3	0
21	AMBERSLEY, Mike	F	5	5	479	0	3	3	0	0	0	0	0	3	2	1	0
11	HEINS, Ryan	M	4	2	305	1	0	2	0	0	0	0	0	8	3	1	0
4	BERTZ, Kenney	D	5	5	540	1	0	2	0	1	1	0	0	3	5	1	0
30	HARDEN, Ty	D	3	3	300	1	0	2	1	0	0	0	0	1	4	0	0
10	MENYONGAR, Johnny	F	4	3	375	0	1	1	0	0	0	0	0	9	5	3	0
17	NURSE, Chris	M	3	3	451	0	0	0	0	0	0	0	0	5	11	3	0
13	BALL, John	D	5	5	540	0	0	0	0	0	0	0	0	7	6	0	0
8	SALLES, Mauricio	F	3	2	264	0	0	0	0	0	0	0	0	16	7	1	0
22	KENTON, Darren	D	4	3	318	0	0	0	0	0	0	0	0	0	7	0	0
24	VALLOW, Scott	GK	2	2	240	0	0	0	0	0	0	0	0	0	1	1	0
5	SANCHO, Brent	D	3	3	226	0	0	0	0	0	0	0	0	0	3	0	0
7	LOREI, Andrew	M	1	1	120	0	0	0	0	0	0	0	0	2	2	0	0
27	SHORT, Nano	D	3	3	255	0	0	0	0	0	0	0	0	2	2	1	0
16	EARLS, Danny	M	3	3	205	0	0	0	0	0	0	0	0	1	1	0	0
6	FITZPATRICK, Tiger	M	2	0	112	0	0	0	0	0	0	0	0	3	0	0	0
2	SARKODIE, Kwame	D	3	0	80	0	0	0	0	0	0	0	0	1	3	0	0
15	ROBERTO, Ze	M	2	1	53	0	0	0	0	0	0	0	0	1	1	0	0
1	MELIA, Tim	GK	3	3	300	0	0	0	0	0	0	0	0	0	0	0	0
TOTALS			5	5	540	7	5	19	2	2	1	3	1	83	79	15	0

NO	GOALKEEPER	GP	GS	MIN	GA	SVS	GAA	SO	W	L	T	PKATT	PKSCR
24	VALLOW, Scott	2	2	240	2	8	0.75	0	1	0	1	1	1
1	MELIA, Tim	3	3	300	4	13	1.10	0	1	1	1	0	0
TOTALS		5	5	540	6	21	1.08	0	2	1	2	1	1

RHINOS RECORD	GP	W	L	T	SCORING	1st	2 nd	OT	PKs	TOT	SHOTS	TOTAL
HOME	4	2	0	2	RHINOS	1	5	1	1	7	RHINOS	83
ROAD	1	0	1	0	OPPONENT	3	4	0	1	7	OPPONENTS	44
TOTAL	5	2	1	2								

RHINOS WHEN:	W-L	RHINOS	ADDITIONAL STATISTICS	OPPONENTS
Scoring First Goal	1-0-1	34	CORNER KICKS	27
Allowing First Goal	1-1-1	16	OFFSIDES	15
Outshooting Opponent	2-0-2	3	PENALTY KICKS	1
Shots Are Tied	0-0	1	PENALTY KICKS SCORED	1
Outshot by Opponent	0-1	79	FOULS	95
Leading at Half-time	0-0	16	CAUTIONS	11
Tied at Half-time	2-0-1	0	EJECTIONS	1
Trailing at Half-time	0-1-1			

Game	Date	Opponent	Score	Result	Record	GK	Goals	Attendance
1	6/9	vs. Pittsburgh (USL-2)	1-1 (4-2 pk's)	T	0-0-1	Vallow	Atieno	2,723
2	6/16	vs. Cleveland (USL-1)	2-1 ot	W	1-0-1	Vallow	Heins, Bertz	2,788
3	6/30	vs. Columbus (MLS)	1-1 (5-3 pk's)	T	1-0-2	Melia	Heins	6,098
4	7/7	vs. Wilmington (USL-2)	2-1	W	2-0-2	Melia	Atieno, Gregor	3,598
5	7/21	at DC United (MLS)	2-1	L	2-1-2	Melia	Atieno	2,456

2010 U.S. OPEN CUP STATISTICS

																CARDS	
NO	NAME	PO	GP	GS	MIN	G	A	PTS	FG	WG	OTG	PKA	PKS	SHT	FLS	C	E
13	ROSENLUND, Tyler	M	3	3	262	2	0	4	1	1	0	0	0	5	3	0	0
4	PITCHKOLAN, Aaron	M	3	3	250	1	2	4	0	0	0	0	0	1	5	1	0
25	NUNEZ, Tino	M	2	1	82	1	0	2	1	1	0	0	0	7	0	0	0
8	FRANKS, Jamie	M	2	2	179	1	0	2	0	0	0	1	1	2	0	0	0
9	SPICER, Darren	M	1	0	28	1	0	2	0	0	0	0	0	1	0	0	0
11	HEINS, Ryan	D	3	3	242	0	1	1	0	0	0	0	0	1	5	0	0
7	HAMILTON, Anthony	F	3	3	270	0	1	1	0	0	0	0	0	6	4	0	0
12	ROBERTS, Troy	D	3	3	270	0	0	0	0	0	0	0	0	0	1	0	0
15	SANFILIPPO, Frankie	D	3	3	270	0	0	0	0	0	0	0	0	0	0	0	0
28	GREENFIELD, Jonathan	D	2	2	180	0	0	0	0	0	0	0	0	1	1	0	0
5	MOTAGALVAN, Alfonso	M	2	2	174	0	0	0	0	0	0	0	0	1	2	0	1
2	BELLAMY, Tyler	D	2	2	180	0	0	0	0	0	0	0	0	0	0	0	0
20	GORE, T.J.	D	1	1	90	0	0	0	0	0	0	0	0	0	0	0	0
27	BENNETT, Ian	F	1	1	75	0	0	0	0	0	0	0	0	1	1	0	0
16	VERSAILLES, Kenold	M	2	0	64	0	0	0	0	0	0	0	0	0	2	0	0
10	AGUILAR, Carlos	M	1	0	8	0	0	0	0	0	0	0	0	0	1	0	0
18	KISSI, Issac	F	1	1	1	0	0	0	0	0	0	0	0	0	0	0	0
3	WEST, Adam	D	1	0	1	0	0	0	0	0	0	0	0	0	1	0	0
1	KITSON, Neil	GK	1	1	90	0	0	0	0	0	0	0	0	0	0	0	0
24	VALLOW, Scott	GK	1	1	90	0	0	0	0	0	0	0	0	0	0	0	0
TOTALS			3	3	270	6	4	16	2	2	0	1	1	26	27	1	1

NO	GOALKEEPER	GP	GS	MIN	GA	SVS	GAA	SO	W	L	T	PKATT	PKSCR
24	VALLOW, Scott	2	2	180	2	3	1.00	1	1	1	0	0	0
1	KITSON, Neil	1	1	90	0	1	0.00	1	1	0	0	0	0
TOTALS		3	3	270	2	4	0.67	2	2	1	0	0	0

<u>RHINOS RECORD</u>	GP	W	L	T	<u>SCORING</u>	1st	2 nd	OT	PKs	TOT	SHOTS	TOTAL
HOME	2	2	0	0	RHINOS	4	2	0	1	6	RHINOS	26
ROAD	1	0	1	0	OPPONENT	1	1	0	0	2	OPPONENTS	31
TOTAL	3	2	1	0								

<u>RHINOS WHEN:</u>	<u>W-L-T</u>
Scoring First Goal	2-0-0
Allowing First Goal	0-1-0
Outshooting Opponent	2-0-0
Shots Are Tied	0-0-0
Outshot by Opponent	0-1-0
Leading at Half-time	2-0-0
Tied at Half-time	0-0-0
Trailing at Half-time	0-1-0

ADDITIONAL STATISTICS

<u>RHINOS</u>	<u>OPPONENTS</u>
12	CORNER KICKS
1	PENALTY KICKS
1	PENALTY KICKS SCORED
27	FOULS
1	CAUTIONS
1	EJECTIONS
	0

RESULTS

Date	Opponent	Score	Result	Record	GK	Goals	Attendance
6/15	Dayton Dutch Lions (PDL)	2-0	W	1-0-0	Vallow	Nunez, Franks	3,127
6/22	Pittsburgh Riverhounds (USL2)	3-0	W	2-0-0	Kitson	Rosenlund (2), Pitschkolan	1,788
6/29	at Columbus Crew (MLS)	2-1	L	2-1-0	Vallow	Spicer	1,790

2011 U.S. OPEN CUP

#	NAME	POS	GP	GS	MIN	G	A	PTS	GWG	GTG	PKA	PKS	SHT	FLS	C	E
29	BANKS, JC	F	3	1	93	1	1	3	0	0	0	0	2	0	0	0
7	HAMILTON, Anthony	F	1	1	90	1	0	2	1	0	0	0	3	2	0	0
21	DONATELLI, Tony	M	2	2	179	1	0	2	1	0	1	1	4	0	0	0
8	ROSENLUND, Tyler	M	3	3	247	0	1	1	0	0	0	0	2	0	1	0
2	BELLAMY, Tyler	D	3	3	270	0	0	0	0	0	0	0	0	5	0	0
27	TANKE, Michael	M	3	3	269	0	0	0	0	0	0	0	2	2	0	0
9	JAGDEOSIMGH, Kendall	F	2	2	180	0	0	0	0	0	0	0	5	3	0	0
13	KIRK, Quavas	D	2	2	180	0	0	0	0	0	0	0	1	1	0	0
12	ROBERTS, Troy	D	2	2	180	0	0	0	0	0	0	0	0	1	1	0
5	MOTAGALVAN, Alfonso	M	2	2	180	0	0	0	0	0	0	0	1	2	0	0
1	KITSON, Neal	GK	2	2	180	0	0	0	0	0	0	0	0	0	0	0
23	HOXIE, Andrew	F	2	2	147	0	0	0	0	0	0	0	2	3	0	0
6	COSTANZO, Rich	D	2	1	136	0	0	0	0	0	0	0	3	3	1	0
20	GORE, TJ	D	2	2	134	0	0	0	0	0	0	0	0	0	1	0
4	TRAYNOR, Will	D	2	1	91	0	0	0	0	0	0	0	1	3	0	0
28	MARSHALL, Yohance	D	1	1	90	0	0	0	0	0	0	0	2	1	0	0
10	FERDINAND, Max	M	1	1	90	0	0	0	0	0	0	0	1	1	0	0
16	VERSAILLES, Kenold	M	1	1	90	0	0	0	0	0	0	0	0	3	0	0
25	KENNY, Ryan	GK	1	1	90	0	0	0	0	0	0	0	0	0	0	0
17	STISSER, Brad	M	1	0	30	0	0	0	0	0	0	0	1	1	0	0
3	COST, Drew	M	1	0	23	0	0	0	0	0	0	0	0	0	0	0
18	KISSI, Isaac	F	1	0	11	0	0	0	0	0	0	0	0	0	0	0
HC	LILLEY, Bob															
	TOTALS		3	3	270	3	2	8	2	0	1	1	30	31	4	0

#	GOALKEEPER	GP	GS	MIN	GA	SVS	GAA	SO	W	L	D	SF	PKF	PKSCR
1	KITSON, Neal	2	2	180	1	14	0.5	1	1	1	0	30	0	0
25	KENNY, Ryan	1	1	90	1	1	1	0	1	0	0	6	0	0
	RECORD	GP	W	L	D			SCORING	1ST	2ND	TOT	SHOTS		
	HOME	2	1	1	0			RHINOS	1	2	3	38		
	ROAD	1	1	0	0			OPP	1	1	2	36		
	TOTALS	3	2	1	0									

Additional Statistics		
RHINOS		OPP
16	CORNER KICKS	13
1	PENALTY KICKS	0
1	PKs SCORED	0
32	FOULS	33
6	CAUTIONS	2
0	EJECTIONS	1
6	OFFSIDES	2

DATE	OPPONENT	SCORE	W/L/D	RECORD	GOAL SCORERS	GOALKEEPER	HOME	ROAD ATTN
14-Jun	vs. Phoenix SC (USASA)	2-1	W	1-0-0	Banks, Hamilton	Kenny		
21-Jun	at Harrisburg (USL PRO)	1-0	W	2-0-0	Donatelli	Kitson		483
28-Jun	vs. Chicago Fire (MLS)	0-1	L	2-1-0		Kitson	5,558	

ROCHESTER RHINOS ALL-TIME U.S. OPEN CUP RECORDS

NO	NAME	POS	YRS	GP	GS	MIN	G	A	PTS	SHT	FLS	C	E	PKG	PKA
7	AGUILERA, "Pato"	M	04-05	4	0	148	0	0	0	2	0	0	0	0	0
10,9	ALLNUTT, Yari	M	98-00, 04	9	8	998	3	0	6	16	11	2	0	0	0
15	ALLEN, Howard	F	96	1	0	26	0	0	0	1	1	0	0	0	0
3	ALOISI, Chris	D	07	3	2	132	0	0	0	1	0	0	0	0	0
30	AMBERSLEY, Mike	F	06, 09	6	5	530	0	3	3	3	3	1	0	1	1
1	ANDRACKI, Billy	GK	96-03	9	9	927	0	0	0	0	1	1	0	0	0
3	ASHE, Tim	D	96	1	0	7	0	0	0	1	0	0	0	0	0
29	ATIENO, Tai	F	09	4	3	351	3	0	6	13	4	0	0	0	1
13	BALL, John	M	00, 05- 07-09	16	15	1,498	1	3	5	27	30	5	0	0	0
16	BANKOV, Kalin	D	01-02	2	1	108	0	0	0	1	0	0	0	0	0
29	BANKS, JC	M	11	3	1	93	1	1	3	2		0	0	0	0
2	BELLAMY, Tyler	D	10, 11	5	5	450	0	0	0	0	5	0	0	0	0
27	BENNETT, Ian	F	10	1	1	75	0	0	0	1	1	0	0	0	0
4,44	BERTZ, Kenney	D	06-09	10	10	965	1	1	3	7	15	2	0	1	1
20	BIELLO, Mauro	M	99	5	5	489	2	1	5	12	1	0	0	0	0
6	BOLANOS, Jonathan	F	05	2	1	165	0	0	0	4	6	0	0	0	0
28	BOLTON, Josh	D	07	3	1	100	0	0	0	1	3	0	0	0	0
27	BONSEU, Tenywa	D	05-07	7	5	484	0	1	1	7	10	3	0	0	1
22	BURNS, Kevin	M	07	2	1	165	0	0	0	1	1	0	0	0	0
15	CARRIERI, Chris	F	04	3	3	300	0	0	0	10	3	1	0	0	0
17	CARABAJAL, Mauro	F	05	2	2	180	1	1	3	3	7	0	0	0	0
8	COMMODORE, Fred	F	03	2	0	47	1	0	2	1	1	0	0	0	0
3	COST, Drew	M	11	1	0	23	0	0	0	0	0	0	0	0	0
6	COSTANZO, Rich	D	11	2	1	136	0	0	0	3	3	1	0	0	0
26,2	CRAFT, Nate	D	06, 08	4	4	296	0	0	0	0	2	0	0	0	0
16	DaSILVA, Edvaldo	M	05	2	1	139	0	0	0	5	3	1	0	0	0
20/7	DALIGCON, Nate	M	97-01	10	7	680	0	0	0	11	18	1	0	0	0
17	DAUDA, Fuseini	D	96-97, 01	7	7	638	0	0	0	1	19	2	0	0	0
11	DEBRAH, Kofi	F	96	2	1	92	0	0	0	7	2	0	0	0	0
13	DELGADO, Noah	M	04	1	0	75	0	0	0	2	2	0	0	0	0
7	DELICÂTE, Matthew	F	06-08	7	5	572	3	2	8	16	13	0	0	0	1
3	DEMMIN, Craig	D	98-00, 02-04	14	14	1,302	1	0	2	1	12	3	0	0	0
11	DIALLO, Hamed	F	07-08	4	2	364	3	0	6	19	7	1	0	0	0
24	DIETRICH, Kirk	F	98-99	3	1	97	0	0	0	1	3	0	0	0	0
2	DINUNZIO, Ryan	D	03	1	0	45	0	0	0	0	3	0	0	0	0
21	DONATELLI, Tony	M	11	2	2	179	1	0	2	4	0	0	0	1	1
16	EARLS, Danny	M	08-09	6	6	497	0	0	0	6	6	1	0	0	0
8	EDOZIEN, Connally	F	06	2	1	127	1	0	2	1	3	0	0	0	0
10	FERDINAND, Max	M	11	1	1	90	0	0	0	1	1	0	0	0	0
6	FITZPATRICK, Tiger	M	08-09	5	3	412	1	0	2	5	6	2	0	0	0
8	FRANKS, jamie	M	10	2	2	179	1	0	2	2	0	0	0	1	1
24	FULLER, Ian	F	03-04	2	2	135	0	0	0	1	3	0	0	0	0
23	GBEKE, Charles	F	06	2	1	97	1	1	3	5	0	0	0	0	0
22	GERVAIS, Gabriel	D	00-01	1	0	5	0	0	0	1	3	0	0	0	0
18	GLENN, Jimmy	F	97-00	4	3	276	2	0	4	6	3	0	0	0	0
20	GORE, T.J.	M	10,11	3	3	224	0	0	0	0	0	1	0	0	0
28	GREENFIELD, Jonathan	D	10	2	2	180	0	0	0	1	1	0	0	0	0
12	GREGOR, Adrew	M	08-09	5	4	461	1	1	3	5	9	3	0	1	2
7	GUPPY, Steve	M	08	2	0	66	0	1	1	3	2	0	1	0	0
7	GUTIERREZ, Henry	M	96-97	5	5	482	1	3	5	12	13	1	0	0	0
7	HAMILTON, Anthony	F	10, 11	4	4	360	1	1	3	9	6	0	0	1	1
30	HARDEN, TY	D	09	3	3	300	1	0	2	1	4	0	0	0	0
27	HARDY, Tim	D	98-00	7	6	574	1	1	3	11	11	2	0	0	0
30	HARRISON, Chase	GK	07	2	2	210	0	0	0	0	0	0	0	0	0
12	HAYES, David	M	03	2	2	180	1	0	2	3	1	0	0	0	0
11	HEINS, Ryan	M	09-10	7	5	547	1	1	3	9	8	1	0	0	0
3	HOUSER, Nate	D	97	2	1	125	0	0	0	1	7	2	0	0	0

ALL-TIME U.S. OPEN CUP STATISTICS

NO	NAME	POS	YRS	GP	GS	MIN	G	A	PTS	SHT	FLS	C	E	PKG	PKA
9	HOWES, Greg	F	05-06	4	4	344	0	1	1	6	8	1	0	0	0
23	HOXIE, Andrew	F	11	2	2	147	0	0	0	2	3	0	0	0	0
9	JAGDEOSINGH, Kendall	F	11	2	2	180	0	0	0	5	3	0	0	0	0
9	KELLY, Danny	M	96	1	1	76	0	0	0	0	1	1	0	0	0
16	KENNEL, Chris	D	96-97	4	1	137	1	0	2	0	2	0	0	0	0
25	KENNY, Ryan	GK	11	1	1	90	0	0	0	0	0	0	0	0	0
22	KENTON, Darren	D	09	4	3	318	0	0	0	0	1	1	0	0	0
13	KIRK, Quavas	D	11	2	2	180	0	0	0	1	1	0	0	0	0
12	KIRMSE, Mike	D	97-01	8	5	556	1	2	4	5	10	1	0	0	0
13	KIROV, Nasho	M	01	1	0	8	0	0	0	0	0	0	0	0	0
18	KISSI, Isaac	F	10,11	2	0	12	0	0	0	0	0	0	0	0	0
1	KITSON, Neal	GK	10,11	3	3	270	0	0	0	0	0	0	0	0	0
27	KOETTERS, Kevin	D	97	2	2	190	0	0	0	2	5	1	0	0	0
29	KRAMER, Danny	M	07	1	1	59	0	0	0	0	1	0	0	0	0
4	KREAMALMEYER, Luke	D	08	3	3	300	1	0	2	5	1	0	0	0	0
5	LAVRYNENKO, Yuri	M	02-03	1	1	105	0	0	0	1	3	0	0	0	0
2	LEWIS, Ricky	D	06	1	1	90	0	1	1	1	1	0	0	0	0
18	LINES, Aaran	M	06-07	5	4	406	2	1	5	13	5	1	0	1	1
23	LOERA, Alfonso	D	08	2	2	210	0	0	0	1	3	0	0	0	0
7	LOREI, Andrew	M	09	1	1	120	0	0	0	2	2	1	0	0	0
9	LOWE, Onandi	F	00	2	1	127	1	0	2	4	3	0	0	0	0
21	MARINARO, Hector	M	96	4	3	265	1	4	6	14	0	0	0	0	0
28	MARSHALL, Yohance	D	11	1	1	90	0	0	0	2	1	0	0	0	0
35	MARTINEZ, Rey	M	05, 07	6	2	228	0	0	0	6	2	0	0	0	0
10	McKAY, Yogi	M	96-98	8	8	837	4	1	9	5	16	1	0	0	0
1	MELIA, Tim	GK	08-09	3	3	300	0	0	0	0	0	0	0	0	0
6	MENDES, Carlos	D	03-04	5	5	343	0	1	1	1	7	1	0	0	0
10	MENYONGAR, Johnny	M	06-09	12	11	1,115	1	3	5	30	13	4	0	0	0
19	MILLER, Doug	F	96-99, 03-05	14	8	1,139	7	3	17	50	16	8	0	0	0
4	MINOTT, Leon	D	96-97	3	1	153	0	0	0	1	0	0	0	0	0
22	MITCHELL, Jamel	F	01,03	1	0	1	0	1	1	0	0	0	0	0	0
10	MLADENOV, Stoian	M	01-03, 05	6	4	362	2	1	5	6	5	0	0	0	0
5	MOTAGALVAN, Alfonso	M	10,11	4	4	354	0	0	0	2	4	0	1	0	0
15	NASH, Martin	M	00-02	5	5	453	2	1	5	9	5	1	0	0	0
8	NOVAK, Kevin	D	07	1	0	75	0	0	0	0	2	0	0	0	0
25	NUNEZ, Tino	F	10	2	1	82	1	0	2	7	0	0	0	0	0
17	NURSE, Chris	M	09	3	3	451	0	0	0	5	11	3	0	0	0
9	PACO, Viktor	F	03	1	1	61	1	0	2	1	3	0	0	0	0
20/17	PALGUTA, Scott	D	05-08	11	10	1008	1	0	2	5	6	0	0	0	0
12	PERRY, Jason	D	05, 07	3	2	207	0	0	0	2	5	2	1	0	0
16	PILARSKI, Ian	M	04	1	0	75	0	0	0	2	1	0	0	0	0
4	PITCHKOLAN, Aaron	M	10	3	3	250	1	2	4	1	5	1	0	0	0
2	RESTREPO, Andrew	D	99-01	5	4	409	0	0	0	0	6	1	0	0	0
5	REYES, J.P.	D	08	1	0	7	0	0	0	0	0	0	0	0	0
6,2	RIVAS, Rene	D	96-97, 05	7	7	637	2	0	4	10	17	0	0	0	0
15	ROBERTO, Ze	M	08-09	2	1	53	0	0	0	1	1	0	0	0	0
12	ROBERTS, Troy	D	10,11	5	5	450	0	0	0	0	2	1	0	0	0
13, 8	ROSENLUND, Tyler	M	10, 11	6	6	509	2	1	5	7	3	1	0	0	0
8	SALLES, Mauricio	F	08-09	5	4	322	1	0	2	5	13	2	0	0	0
5	SANCHO, Brent	D	09	3	3	226	0	0	0	0	3	0	0	0	0
15	SANFILIPPO, Frankie	D	05-06, 10	8	8	780	0	0	0	1	3	1	0	1	1
1	SANTOS, Nuno	GK	07	1	1	90	0	0	0	0	0	0	0	0	0
2	SARKODIE, Kwame	M	09	3	0	80	0	0	0	1	3	0	0	0	0
16	SCHEUFELE, P.J.	M	07	2	0	46	0	0	0	1	2	2	0	0	0
4	SCHWEITZER, Scott	D	98-03, 05	17	17	1407	1	1	3	5	8	6	2	0	0
20	SEBRANGO, Eduardo	F	00	2	2	180	0	0	0	2	0	0	0	0	0
9/11	SEDGEWICK, Bill	D	99-05	14	13	1,141	0	2	2	13	23	5	0	0	0

ALL-TIME U.S. OPEN CUP STATISTICS

NO	NAME	POS	YRS	GP	GS	MIN	G	A	PTS	SHT	FLS	C	E	PKG	PKA
26	SEMEDO, Carlos	D	04	2	1	110	0	0	0	0	1	0	0	0	0
20	SEVERS, Chad	F	08	1	0	19	0	0	0	0	0	0	0	0	0
6	SHIRLEY-BLACK, Stephen	M	07	2	2	109	0	1	1	1	2	0	0	0	0
27	SHORT, Nano	M	09	3	3	255	0	0	0	1	1	0	0	0	0
9	SIMMONDS, Greg	F	02	1	1	54	0	0	0	5	0	0	0	0	0
5/14	SMOTRICH, Yuriy	D	96-97	6	6	573	0	0	0	0	11	0	0	0	0
9	SPICER, Darren	F	10	1	0	28	1	0	2	1	0	0	0	0	0
25	STEBBINS, Dan	F	00,02	2	2	157	0	1	1	8	17	3	0	0	0
22	STEELE, Jonny	M	06	2	1	165	0	0	0	6	4	0	0	0	0
23	STEENKAMP, Lenin	M	96-05	18	16	1,576	3	0	6	45	32	2	0	0	0
17	STISSER, Brad	M	11	1	0	30	0	0	0	1	1	0	0	0	0
22	STUART, Darrell	F	96-97	2	0	47	0	0	0	0	0	0	0	0	0
7	SUAREZ, Temoc	M	02-03	4	3	273	1	3	5	9	6	1	0	0	0
27	TANKE, Michael	M	11	3	3	269	0	0	0	2	2	0	0	0	0
20	TANNER, Jimmy	F	01-02	2	0	70	0	0	0	2	2	0	0	0	0
8	TANNER, Tommy	M	96-02	16	15	1,363	1	1	3	13	34	4	1	0	0
26	TILLEY, Darren	F	98-00	7	6	591	3	1	7	10	19	4	0	0	0
4	TRAYNOR, Will	D	11	2	1	91	0	0	0	1	3	0	0	0	0
10	TROUT, Ryan	M	04	2	2	135	0	0	0	4	0	0	0	0	0
16	TSAKIRIS, Shaun	M	03-05	5	3	237	0	0	0	7	4	2	0	0	0
15	VALENCIA, Gabe	F	03	1	1	72	0	0	0	0	0	0	0	0	0
24	VALLOW, Scott	GK	00-02, 05-10	14	14	1,320	0	0	0	0	0	1	0	0	0
16	VERSAILLES, Kenold	M	10,11	3	1	154	0	0	0	0	5	0	0	0	0
11	VIGNJEVIC, Nikola	M	97	2	2	137	0	2	2	4	0	0	0	0	0
14/5	VILLAGRA, Gustavo	M	96-97	3	3	293	0	0	0	1	6	1	0	0	0
6	WALTON, Mali	D	97-02	8	6	563	0	1	1	1	9	1	0	0	0
3	WEST, Adam	D	10	1	0	1	0	0	0	0	1	0	0	0	0
21	WILSON, Kirk	F	01-02, 05	8	8	790	4	0	8	16	20	2	0	0	0
25	WILSON, John	D	04	1	1	90	0	0	0	0	1	0	0	0	0
18	WOLYNIEC, John	F	01	1	1	90	0	0	0	3	1	0	0	0	0
12	WOOLFOLK, Corey	F	04	3	2	182	0	0	0	3	2	0	0	0	0
17	WRIGHT, David	D	04	3	3	300	0	0	0	2	2	1	0	0	0
58	ZAVALA, Carlos	D	98-02	4	1	147	0	0	0	2	0	0	0	0	0
15	ZE ROBERTO	M	08	3	3	205	0	1	1	0	6	1	0	0	0

NO	NAME	GP/GS	YRS	SVS	GA	MIN	GAA	SO	W	L	T	SVS	PKS		
													G	W	L
1	ANDRACKI, Billy	10/8	96-03	61	14	927	1.35	1	6	2	0	0	0	0	0
30	HARRISON, Chase	2/2	07	12	1	210	0.43	1	2	0	0	0	0	0	0
25	KENNY, Ryan	1/1	11	1	1	90	1.00	0	1	0	0	0	0	0	0
1	KITSON, Neal	3/3	10,11	15	1	270	0.33	2	2	1	0	0	0	0	0
1	MELIA, Tim	3/3	08-09	13	4	300	1.10	0	1	1	1	0	0	0	0
25	ONSTAD, Pat	8/8	98-99, 01-02	34	10	706	1.27	2	6	2	0	0	0	0	0
1	SANTOS, Nuno	1/1	07	3	4	90	4.00	0	0	1	0	0	0	0	0
0	THOMPSON, Rett	1/1	96-99	14	0	90	0.00	1	1	0	0	0	0	0	0
24	VALLOW, Scott	14/14	00-02, 05-10	52	16	1,320	1.09	2	7	6	2	2	6	0	2
22	ZAGAR, Theo	3/3	04	12	2	300	0.60	1	1	1	1	2	1	1	0

RECORD	W	L	T	SCORING	1 st	2 nd	OT	TOT
Rhinos	27	13	5	Rhinos	23	41	8	72
Opponents	13	27	5	Opponents	19	32	2	53

ALL-TIME U.S. OPEN CUP STATISTICS

TEAM	SHOTS
Rhinos	622
Opponent	444

RHINOS WHEN:	W-L-T	RHINOS	ADDITIONAL STATISTICS	OPP
Scoring First Goal	17-2-1			
Allowing First Goal	6-11-4			
		244	Corner Kicks	236
Outshooting Opponent	10-1-4	144	OFFSIDES	99
Shots are Tied	2-2	10	PENALTY KICKS	3
Outshot by Opponent	10-10-1	7	PENALTY KICKS SCORED	3
Leading at Halftime	8-8-1	669	FOULS	632
Tied at Halftime	11-1	92	CAUTIONS	65
Trailing at Halftime	3-8	6	EJECTIONS	2

ALL-TIME U.S. OPEN CUP STATISTICS

YEAR	DATE	RND	OPPONENT	SCORE	W/L/T	REC	GOALIE	SCORERS	ATT
1996	7/31		Fort Meyers (PDL)	2-0	W	1-0	Andracki	Marinaro, Steenkamp	6,149
	9/7	QF	Tampa Bay Mutiny (MLS)	4-3 (OT)	W	2-0	Andracki	Gutierrez, Kennel, Miller (2)	12,428
	10/12	SF	Colorado Rapids (MLS)	3-0	W	3-0	Thompson	Miller (2), Steenkamp	12,179
	10/30	FIN	DC United (MLS)	0-3	L	3-1	Andracki	None	7,234
1997	7/8		Mid Michigan Bucks (PDL)	3-2 (OT)	W	4-1	Andracki	Tanner, Glenn (2)	616
	8/1		Tampa Bay Mutiny (MLS)	0-1	L	4-2	Andracki	None	8,781
1998	7/1		Western Mass Pioneers (D3)	3-1	W	5-2	Onstad	Miller, Allnutt	2,156
	7/7		Columbus Crew (MLS)	1-2 (OT)	L	5-3	Onstad	Tilley	9,287
1999	6/30		New York Freedom (PDSL)	2-1 (OT)	W	6-3	Andracki	Biello, Tilley	7,131
	7/14		Chicago Fire (MLS)	1-0	W	7-3	Onstad	Allnutt	10,107
	8/11	QF	Dallas Burn (MLS)	2-1 (OT)	W	8-3	Onstad	Kirmse, Biello	10,730
	9/1	SF	Columbus Crew (MLS)	3-2	W	9-3	Onstad	Schweitzer, Tilley, Hardy	2,109
	9/14	FIN	Colorado Rapids (MLS)	2-0	W	10-3	Onstad	Allnutt, Miller	4,455
2000	6/14		Pittsburgh Riverhounds (A)	2-1	W	11-3	Andracki	Lowe, Nash	1,626
	7/26		DC United (MLS)	0-3	L	11-4	Vallow	None	3,186
2001	7/2		Hershey Wildcats (A)	0-1	L	11-5	Vallow	None	8,631
2002	6/26		Des Moines Menace (PDL)	3-2 (OT)	W	12-5	Onstad	Nash, Wilson, Steenkamp	8,485
	7/17		Kansas City Wizards (MLS)	2-3 (OT)	L	12-6	Onstad	Suarez, Wilson	4,665
2003	7/16		New Hampshire (PSL)	4-1	W	13-6	Andracki	Commodore, Paco, Mladenov, Hayes	7,461
	8/6		New England Revolution (MLS)	1-2	L	13-7	Andracki	Mladenov	2,200
2004	6/30		Chicago Fire Reserves (PDL)	1-0	W	14-7	Zagar	Demmin	7,654
	7/20		New England Revolution (MLS)	2-1 (PKs)	T	14-7-1	Zagar	Wilson	1,512
	8/4	QF	Charleston Battery (A)	0-1	L	14-8-1	Zagar	None	7,016
2005	7/13	Rd 3	Virginia Beach Mariners (USL)	2-1	W	15-8-1	Vallow	Rivas, Wilson	7,838
	8/3	Rd 4	Metrostars (MLS)	3-1	W	16-8-1	Vallow	Palguta, Carabajal, Rivas	10,547
	8/25	QF	Chicago Fire (MLS)	1-2 (PKs)	T	16-8-2	Vallow	Miller	11,121
2006	7/12	Rd 3	New Hampshire Phantoms (USL2)	5-1	W	17-8-2	Vallow	Ball, Delicate, Gbeke, Edozien, Lines	5,412
	8/2	Rd 4	New England Revolution (MLS)	0-1 (PKs)	T	17-8-3	Vallow	None	9,503
2007	6/12	Rd 1	Long Island Rough Riders (PDL)	1-0	W	18-8-3	Harrison	Delicate	3,721
	6/26	Rd 2	Western Mass Pioneers (USL2)	2-1	W	19-8-3	Harrison	Delicate, Lines	3,125
	7/10	Rd 3	New England Revolution (MLS)	2-4	L	19-9-3	Santos	Diallo (2)	8,551

2008	6/10	Rd 1	RWB Adria (USASA)	2-1 (OT)	W	20-9-3	Vallow	Fitzpatrick, Diallo	1,152
	6/24	Rd 2	Pittsburgh Riverhounds (USL2)	3-0	W	21-9-3	Vallow	Menyongar, Salles, Kreamalmeyer	3,526
	7/1	Rd 3	DC United (MLS)	0-2	L	21-10-3	Vallow	None	N/A
2009	6/9	Rd 1	Pittsburgh Riverhounds (USL2)	1-1 (PKs)	T	21-10-4	Vallow	Atieno	2,723
	6/16	Rd 2	Cleveland City Stars (USL1)	2-1 (OT)	W	22-10-4	Vallow	Heins, Berta	2,788
	6/30	Rd 3	Columbus Crew (MLS)	1-1 (PKs)	T	22-10-5	Melia	Heins	6,098
	7/7	QF	Wilmington Hammerheads (USL2)	2-1	W	23-10-5	Melia	Atieno, Gregor	3,598
	7/21	SF	DC United (MLS)	1-2	L	23-11-5	Melia	Atieno	2,456
2010	6/15	Rd 3	Dayton Dutch Lions (PDL)	2-0	W	24-11-5	Vallow	Nunez, Franks,	3,127
	6/22	Rd 4	Pittsburgh Riverhounds (USL2)	3-0	W	25-11-5	Kitson	Rosenlund (2), Pitchkolan	1,788
	6/29	QF	Columbus Crew (MLS)	1-2	L	25-12-5	Vallow	Spicer	1,790
2011	6/14	Rd 1	Phoenix FC (USASA)	2-1	W	26-12-5	Kenny	Banks, Hamilton	
	6/21	Rd 2	Harrisburg City Islanders	1-0	W	27-12-5	Kitson	Donatelli	483
	6/28	Rd 3	Chicago Fire	0-1	L	27-13-5	Kitson		5,558

ALL-TIME U.S. OPEN CUP STATISTICS

Games Played		Games Started		Minutes Played		
1	Lenin Steenkamp	18	1	1	Lenin Steenkamp	1,576
2	Scott Schweitzer	17	2	2	John Ball	1,498
3	Tommy Tanner	16	3	3	Scott Schweitzer	1,407
	John Ball	16		4	Tommy Tanner	1,363
5	Doug Miller	14	5	5	Scott Vallow	1,320
	Bill Sedgewick	14		6	Craig Demmin	1,302
	Craig Demmin	14	7	7	Doug Miller	1,139
	Scott Vallow	14		8	John Menyongar	1,115
9	John Menyongar	12		9	Bill Sedgewick	1,092
10	Scott Palguta	11		10	Scott Palguta	1,008

Points		Goals		Assists			
1	Doug Miller	17	1	Doug Miller	7	Hector Marinaro	4
2	Yogi McKay	9	2	Yogi McKay	4	Henry Gutierrez	3
3	Matthew Delicate	8		Kirk Wilson	4	Doug Miller	3
4	Kirk Wilson	7	4	Darren Tilley	3	John Menyongar	3
5	Darren Tilley	6		Yari Allnut	3	Mike Ambersley	3
	Hector Marinaro	6		Lenin Steenkamp	3	Temoc Suarez	3
	Yari Allnut	6		Matthew Delicate	3	Matthew Delicate	2
	Lenin Steenkamp	6		KirkWilson	3	Mikola Vignjevic	2
	Tai Atieno	6		Tai Atieno	3	Mike Kirmse	2
	Hamed Diallo	6		Hamed Diallo	3	Bill Sedgewick	2
						Aaron Pichkolan	2

Shots		Fouls		GK Wins				
1	Doug Miller	50	1	Tommy Tanner	37	1	Scott Vallow	7
2	Lenin Steenkamp	45	2	Lenin Steenkamp	32	2	Pat Onstad	6
3	John Menyongar	30	3	John Ball	30		Billy Andracki	6
4	John Ball	27	4	Bill Sedgewick	23	4	Chase Harrison	2
5	Hamed Diallo	19	5	Kirk Wilson	20		Neal Kitson	2
6	Yari Allnut	16	6	Fuseini Dauda	19	6	Theo Zagar	1
	Kirk Wilson	16		Darren Tilley	19		Tim Melia	1
	Matthew Delicate	16	8	Nate Daligcon	18		Rhett Thompson	1
9	Hector Marinaro	14	9	Dan Stebbins	17		Ryan Kenny	1
10	Many Tied At	13		Rene Rivas	17			

GK Saves		GK Shutouts		Goals Against Average				
1	Billy Andracki	61	1	Pat Onstad	2	1	Rhett Thompson	0.00
2	Scott Vallow	52		Neal Kitson	2	2	Neal Kitson	0.33
3	Pat Onstad	34	3	Scott Vallow	1	3	Chase Harrison	0.43
4	Neal Kitson	15		Billy Andracki	1		Theo Zagar	0.43
5	Rhett Thompson	14		Chase Harrison	1	5	Ryan Kenny	1.00
6	Tim Melia	13		Theo Zagar	1	6	Scott Vallow	1.09
7	Chase Harrison	12		Rhett Thompson	1	7	Pat Onstad	1.27
8	Ryan Kenny	1				8	Billy Andracki	1.35

ALL-TIME U.S. OPEN CUP STATISTICS

SINGLE GAME

Most goals scored: 5, 7/12/06 vs. New Hampshire Phantoms (USL-2)
4, 9/7/96 vs. Tampa Bay Mutiny (MLS) 4, 7/16/03 vs. New Hampshire Phantoms (PSL)
3, 6/22/10 vs. Pittsburgh Riverhounds (USL2)
3, 6/26/02 vs. Des Moines Menace (PDL)
3, 9/1/99 vs. Columbus Crew (MLS)
3, 7/1/98 @Western Mass. Pioneers (D3)
3, 10/12/96 vs. Colorado Rapids (MLS)

Most goals allowed: 4, 7/10/07 vs New England Revolution (MLS)

Fewest goals allowed: 0, 6/22/10 vs. Pittsburgh Riverhounds (USL2)
0, 6/15/10 vs. Dayton Dutch Lions (PDL)
0, 6/12/07 vs. Long Island Rough Riders (PDL)
0, 8/2/06 vs. New England Revolution (MLS)
0, 6/30/04 vs. Chicago Fire Reserves (PDL)
0, 9/14/99 vs. Colorado Rapids (MLS)
0, 7/14/99 vs. Chicago Fire (MLS)
0, 6/21/11 at Harrisburg City Islanders (USL PRO)

Largest margin of victory: 4, 7/12/06 vs. New Hampshire Phantoms (USL-2) (5-1)

Largest margin of defeat: 3, 10/30/96 @ D.C. United (MLS) (3-0)
3, 7/26/00 @ D.C. United (MLS) (3-0)

Most shots: 40, 6/26/07 vs. Western Mass Pioneers (USL-2)
29, 7/1/98 @ Western Mass Pioneers (D3)

Most shots allowed: 19, 10/30/96 vs. D.C. United (MLS)
19, 8/2/06 vs. New England Revolution (MLS)

Most corner kicks: 19, 6/30/99 vs. New York Freedoms (PDSL)
11, 6/27/07 vs. Western Mass Pioneers (USL-2)
9, 7/1/98 @ Western Mass Pioneers (D3)
9, 10/12/96 vs. Colorado Rapids (MLS)

Most corner kicks by opponent: 14, 8/2/06 vs. New England (MLS)
11, 6/21/11 at Harrisburg City Islanders (USL PRO)
10, 8/24/05 vs. Chicago Fire (MLS)

Most fouls: 27, 6/27/07 vs. Western Mass (USL-2)
26, 7/14/99 vs. Chicago Fire (MLS)

Most fouls by opponent: 23, 8/24/05 vs. Chicago Fire (MLS)

INDIVIDUAL

Most Points: 4, Doug Miller 9/7/96 vs. Tampa Bay Mutiny (MLS)
4, Doug Miller 10/12/96 vs. Colorado Rapids (MLS)
4, Jimmy Glenn 7/8/97 vs. Mid-Michigan Bucks (PDSL)
4, Tyler Rosenlund 6/22/10 vs. Pittsburgh Riverhounds (USL 2)

ALL-TIME U.S. OPEN CUP STATISTICS

Most goals: 2, Doug Miller 9/7/96 vs. Tampa Bay Mutiny (MLS)
2, Doug Miller 10/12/96 vs. Colorado Rapids (MLS)
2, Jimmy Glenn 7/8/97 vs. Mid-Michigan Bucks (PDSL)
2, Tyler Rosenlund 6/22/10 vs. Pittsburgh Riverhounds (USL2)

Most assists: 2, Hector Marinaro 10/12/96 vs. Colorado Rapids (MLS)
2, Nikola Vignjevic 7/8/97 vs. Mid-Michigan (PDSL)
2, Temoc Suarez 7/16/03 vs. New Hampshire (PSL)

Most shots: 9, Hamed Diallo 6/27/07 vs. W. Mass Pioneers (USL-2)
8, Aaran Lines 6/27/07 vs. Western Mass Pioneers (USL-2)
8, Doug Miller 7/1/98 vs. Western Mass Pioneers (D3)

Most goalkeeper saves: 14, Rett Thompson 10/12/96 vs. Colorado Rapids (MLS)

ROCHESTER RHINOS
MISCELLANEOUS



ROCHESTER RHINOS AWARD WINNERS

Most Valuable Player

1996	Rene Rivas	1999
1997	Doug Miller	2000
1998	Craig Demmin	2001
1999	Craig Demmin	
2000	Craig Demmin	
2001	Lenin Steenkamp	2002
2002	Pat Onstad	
2003	Doug Miller	2003
2004	Craig Demmin	
2005	Kirk Wilson	2004
2006	Scott Vallow	2005
2007	Hamed Diallo	2006
2008	Johnny Menyongar	2007
2009	Johnny Menyongar	2008
2010	Aaron Pitchkolan	2009
2011	Tyler Rosenlund	2010
		2011

Community Service

1999	Jimmy Glenn
2000	Bill Sedgewick
2001	Billy Andracki
	Bill Sedgewick
	Carlos Zavala
2002	Pat Onstad
	Mali Walton
2003	Ryan DiNunzio
	Scott Schweitzer
2004	Bill Sedgewick
2005	Bill Sedgewick
2006	Jason Perry
2007	Jason Perry
2008	Tiger Fitzpatrick
2009	Tiger Fitzpatrick
2010	Alfonso Motagalvan
2011	Tyler Bellamy

Leadership & Dedication

1996	Lenin Steenkamp
1997	Tommy Tanner
1998	Tommy Tanner
1999	Tommy Tanner
2000	Tommy Tanner
2001	Lenin Steenkamp
2002	Carlos Zavala
2003	Craig Demmin
2004	Craig Demmin
2005	Scott Schweitzer
2006	Scott Vallow
2007	John Ball
2008	Scott Vallow
2009	Brent Sancho

Rookie of the Year

2005	Scott Palguta	2008
2006	Kenny Bertz	2009
2007	Kevin Burns	2010
2008	Danny Earls	2011
2009	Nano Short	
2010	Tyler Bellamy	
2011	JC Banks	

Coaches Performance Award

2008	Scott Palguta
2009	John Ball
2010	Anthony Hamilton
2011	Rich Costanzo

Comeback Player Award

2006	Chris Aloisi
	Scott Vallow

Offensive POY

2010	Isaac Kissi	2010
2011	Kendall Jagdeosingh	2011

Defensive POY

2010	Troy Roberts
	Frankie Sanfilippo
2011	Troy Roberts

League Awards

1996	Top Goal Scorer	Doug Miller	2002
1997	Most Valuable Player	Doug Miller	2005
1997	Top Goal Scorer	Doug Miller	
1997	Top Point Getter	Doug Miller	
1998	Coach of the Year	Pat Ercoli	2008
1998	Goalkeeper of the Year	Pat Onstad	2009
1998	Defender of the Year	Scott Schweitzer	2010
1999	Defender of the Year	Scott Schweitzer	2011
2000	Goalkeeper of the Year	Scott Vallow	
2001	Executive of the Year	Chris Economides	
2005	Franchise of the Year		
2010	Coach of the Year	Bob Lilley	

USL Hall of Fame

Pat Ercoli
Steve Donner
Frank DuRoss
Chris Economides
Pat Onstad
Scott Schweitzer
Doug Miller
Bob Lilley

ALL LEAGUE TEAM

	FIRST TEAM		SECOND TEAM
1996	Doug Miller Rene Rivas	1999	Pat Onstad
1997	Doug Miller	2000	Lenin Steenkamp Martin Nash
1998	Yari Allnutt Craig Demmin Pat Onstad Scott Schweitzer Darren Tilley	2001	Lenin Steenkamp
1999	Mauro Biello Craig Demmin Scott Schweitzer	2002	Craig Demmin
2000	Yari Allnutt Craig Demmin Scott Schweitzer Scott Vallow	2003	Scott Schweitzer
2001	Stoian Mladenov Scott Schweitzer	2006	Scott Vallow
2002	Lenin Steenkamp	2008	Scott Palguta Johnny Menyongar
2003	Doug Miller	2011	Neal Kitson Troy Roberts
2005	Kirk Wilson		
2010	Aaron Pitchkolan Troy Roberts		

2011 USL PRO Team of the Week

Week 4	Alfonso Motagalvan
Week 6	Tony Donatelli
Week 8	Troy Roberts
Week 9	Alfonso Motagalvan
Week 10	Andrew Hoxie Neal Kitson
Week 11	Troy Roberts Kendall Jagdeosingh
Week 12	Andrew Hoxie
Week 13	Troy Roberts
Week 14	Kendall Jagdeosingh
Week 16	Neal Kitson Connor Tobin
Week 17	Troy Roberts Drew Cost
Week 19	Troy Roberts Rich Costanzo

2011 USL PRO Player of the Week

Week 12	Andrew Hoxie
---------	--------------

ROCHESTER RAGING RHINOS

AWARD WINNERS

TENTH ANNIVERSARY ELITE ELEVEN TEAM (2005)

GK – Pat Onstad (1998-99, 2001-02)
 D – Craig Demmin (1998-2000, 2002-05)
 D – Scott Schweitzer (1998 – 2003, 2005)
 D – Bill Sedgewick (1999 – 2005)
 D – Mali Walton (1997 – 2002)
 D – Rene Rivas (1996-97, 2005)
 M – Yari Allnutt (1998 – 2000, 2004)
 M – Stoian Mladenov (2001-03, 2005)
 M – Kirk Wilson (2001-05)
 M – Lenin Steenkamp (1996 – 2005)
 M – Tommy Tanner (1996 – 2002)
 F – Doug Miller (1996-99, 2003-05)
 F – Darren Tilley (1998-2000)

2009 First Division Team of the Week

Week 2: Johnny Menyongar, Scott Vallow
 Week 4: Kenney Bertz, Tai Atieno
 Week 5: Brent Sancho, Tiger Fitzpatrick
 Week 6: **Scott Vallow**, Johnny Menyongar
 Week 9: Brent Sancho
 Week 11: John Ball, Kwame Sarkodie
 Week 12: Mike Amberlsey
 Week 13: Johnny Menyongar, John Ball, Warren Ukah
 Week 14: Kenney Bertz
 Week 15: John Ball, Johnny Menyongar
 Week 16: Tiger Fitzpatrick
 Week 18: Kenney Bertz
 Week 20: Nano Short
 Week 22: **Errol McFarlane**
 Week 23: **Johnny Menyongar**
 Week 24: Kenney Bertz

2009 First Division Player of the Week

Week 6: Scott Vallow
 Week 22: Errol McFarlane
 Week 23: Johnny Menyongar

2008 First Division Team of the Week

Week 2: Johnny Menyongar, Scott Vallow
 Week 4: Kenney Bertz, Tai Atieno
 Week 5: Brent Sancho, Tiger Fitzpatrick
 Week 6: Johnny Menyongar
 Week 9: Brent Sancho
 Week 11: John Ball, Kwame Sarkodie
 Week 12: Mike Amberlsey
 Week 13: Johnny Menyongar, John Ball, Warren Ukah
 Week 14: Kenney Bertz
 Week 15: John Ball, Johnny Menyongar
 Week 16: Tiger Fitzpatrick
 Week 18: Kenney Bertz
 Week 20: Nano Short
 Week 24: Kenney Bertz

2008 First Division Player of the Week

Week 6: Scott Vallow
 Week 22: Errol McFarlane
 Week 23: Johnny menyongar

2008 First Division Team of the Week

Week 4 – Scott Vallow
 Week 5 – Scott Palguta
 Week 6 – Luke Kreamalmeyer, Mauricio Salles
 Week 7 – Johnny Menyongar
 Week 8 – Tiger Fitzpatrick
 Week 9 – Ze Roberto
 Week 10 – Tiger Fitzpatrick
 Week 12 – Johnny Menyongar, Ross Smith
 Week 13 – Danny Earls
 Week 14 – Danny Earls, Luke Kreamalmeyer, Scott Vallow
 Week 15 – Luke Kreamalmeyer
 Week 16 – Andrew Gregor
 Week 17 – Alfonso Loera
 Week 18 – Luke Kreamalmeyer
 Week 19 – Tiger Fitzpatrick
 Week 20 – Matthew Delicâte
 Week 22 – Ross Smith

2008 First Division Player of the Week

Week 7 – Matthew Delicate
 Week 9 – Mauricio Salles
 Week 12 – Mauricio Salles
 Week 14 – Johnny Menyongar
 Week 15 – Danny Earls

ROCHESTER RAGING RHINOS AWARD WINNERS

2007 First Division Team of the Week

Week 1 – Kenney Bertz, Scott Vallow
Week 3 – Scott Palguta
Week 4 – Scott Palguta
Week 6 – Matthew Delicâte, Johnny Menyongar
Week 7 – Chase Harrison
Week 8 – Aaran Lines, Matthew Delicâte
Week 9 – Matthew Delicâte, Tenywa Bonseu,
Aaran Lines
Week 15 – Hamed Diallo
Week 17 – Scott Vallow, John Ball
Week 18 – Johnny Menyongar
Week 21 – Rey Martinez

2007 First Division Player of the Week

Week 6 – Matthew Delicâte
Week 9 – Matthew Delicâte

2006 First Division Team of the Week

Week 3 – John Ball, Scott Vallow, Tenywa Bonseu
Week 4 – Frankie Sanfilippo
Week 5 – Matthew Delicâte, Greg Howes,
Kenney Bertz
Week 6 – Scott Vallow, Scott Palguta
Week 7 – Johnny Menyongar
Week 8 – Scott Palguta
Week 10 – Scott Palguta
Week 12 – Jonny Steele
Week 13 – Connally Edozien, Aaran Lines
Week 15 – Kenney Bertz
Week 16 – Scott Vallow, Greg Howes
Week 17 – Nate Craft
Week 18 – Scott Palguta
Week 20 – Scott Vallow, John Ball, Kenney Bertz
Week 21 – Scott Vallow, Rey Martinez

2006 First Division Player of the Week

Week 3 – John Ball
Week 5 – Matthew Delicâte

2005 First Division Team of the Week

Week 2 – Lenin Steenkamp
Week 3 – Rey Martinez, Scott Palguta
Week 4 – Pato Aguilera
Week 5 – Shaun Tsakiris
Week 6 – Bill Sedgewick
Week 7 – Kirk Wilson, Frankie Sanfilippo, John Ball
Week 8 – Frankie Sanfilippo
Week 9 – Frankie Sanfilippo, Pato Aguilera,
Jason Perry
Week 10 – Scott Schweitzer
Week 11 – Jonathan Bolanos
Week 12 – Scott Vallow, Kirk Wilson
Week 13 – Rey Martinez
Week 14 – Scott Schweitzer, Kirk Wilson
Week 15 – Frankie Sanfilippo
Week 16 – Rey Martinez
Week 17 – Edivaldo DaSilva, Kirk Wilson
Week 18 – Greg Howes
Week 20 – Tenywa Bonsu, Kirk Wilson
Week 21 – Stoian Mladenov, Edivaldo DaSilva

2005 First Division Player of the Week

Week 7 – Kirk Wilson
Week 17 – Edivaldo DaSilva
Week 18 – Greg Howes

2004 A-League Team of the Week

Week 3 – Chris Carrieri, John Wilson
Week 4 – Ryan Trout, David Wright
Week 5 – John Wilson
Week 6 – Corey Woolfolk
Week 9 – Kirk Wilson, Craig Demmin
Week 11 – Kirk Wilson, John Wilson
Week 13 – Pato Aguilera

ROCHESTER RAGING RHINOS AWARD WINNERS

2003 A-League Team of the Week

Week 4 – Doug Miller
 Week 6 – Lenin Steenkamp
 Week 7 – Lenin Steenkamp
 Week 8 – Craig Demmin
 Week 9 – Ian Fuller, Kirk Wilson
 Week 12 – Fred Commodore, Kirk Wilson
 Week 13 – Doug Miller
 Week 14 – Bill Sedgewick
 Week 15 – Kirk Wilson
 Week 18 – Ian Fuller
 Week 19 – David Hayes

2003 A-League Player of the Week

Week 9 – Ian Fuller

2002 A-League Team of the Week

Week 3 – Mali Walton, Bill Sedgewick
 Week 6 – Pat Onstad, Kirk Wilson
 Week 8 – Pat Onstad, Greg Simmonds
 Week 9 – Lenin Steenkamp
 Week 11 – Stoian Mladenov
 Week 12 – Pat Onstad, Lenin Steenkamp
 Week 13 – Temoc Suarez
 Week 16 – Kalin Bankov, Pat Onstad,
 Lenin Steenkamp
 Week 18 – Lenin Steenkamp,
 Hamisi Amani-Dove
 Week 19 – Greg Simmonds

2002 A-League Player of the Week

Week 9 – Lenin Steenkamp

2001 A-League Team of the Week

Week 6 – Tommy Tanner
 Week 7 – Martin Nash, Jamel Mitchell
 Week 8 – Nate Daligcon, Scott Vallow
 Week 10 – Scott Schweitzer
 Week 11 – John Wolyniec
 Week 13 – Nate Daligcon
 Week 15 – Lenin Steenkamp
 Week 16 – Stoian Mladenov
 Week 17 – Stoian Mladenov
 Week 18 – Stoian Mladenov, Scott Vallow
 Week 19 – Stoian Mladenov
 Week 21 – Carlos Zavala
 Week 23 – Scott Schweitzer

2001 A-League Player of the Week

Week 13 – Nate Daligcon
 Week 17 – Stoian Mladenov

2000 A-League Team of the Week

Week 6 – Martin Nash
 Week 10 – John Ball
 Week 11 – John Ball, Onandi Lowe
 Week 12 – Yari Allnutt
 Week 15 – Jimmy Glenn
 Week 17 – Scott Vallow
 Week 22 – Yari Allnutt

2000 A-League Player of the Week

Week 15 – Jimmy Glenn

1999 A-League Team of the Week

Week 7 – Yari Allnutt
 Week 11 – Mauro Biello
 Week 14 – Nate Daligcon
 Week 16 – Pat Onstad
 Week 17 – Yari Allnutt
 Week 18 – Mauro Biello
 Week 19 – Mike Kirmse
 Week 20 – Scott Schweitzer
 Week 23 – Scott Schweitzer, Carlos Zavala
 Week 24 – Doug Miller, Darren Tilley

1999 A-League Player of the Week

Week 7 – Yari Allnutt
 Week 19 – Mike Kirmse

ROCHESTER RAGING RHINOS AWARD WINNERS

1998 A-League Team of the Week

Week 7 - Scott Schweitzer, Darren Tilley
Week 8 - Doug Miller, Pat Onstad, Craig Demmin
Week 11 - Craig Demmin
Week 13 - Craig Demmin
Week 15 - Darren Tilley
Week 17 - Jimmy Glenn
Week 18 - Tim Hardy
Week 20 - Yari Allnutt
Week 21 - Darren Tilley, Pat Onstad
Week 25 - Darren Tilley

1997 A-League Team of the Week

Week 8 - Doug Miller
Week 9 - Jimmy Glenn, Doug Miller
Week 11 - Doug Miller
Week 25 - Doug Miller

1996 A-League Team of the Week

Week 10 - Doug Miller
Week 16 - Henry Gutierrez
Week 19 - Hector Marinaro

1998 A-League Player of the Week

Week 15 - Darren Tilley
Week 17 - Jimmy Glenn

1997 A-League Player of the Week

Week 11 - Doug Miller

1996 A-League Player of the Week

Week 10 - Doug Miller
Week 16 - Henry Gutierrez
Week 19 - Hector Marinaro

ROCHESTER RHINOS ALL-TIME NUMBERS

0	Rett Thompson
1	Billy Andracki, Soren Johnson, Dusty Hudock, Nuno Santos, Tim Melia, Neal Kitson
2	Mauro DaSilva, Andrew Restrepo, Ryan DiNunzio, Rene Rivas, Ricky Lewis, Nate Craft, Kwame Sarkodie, Tyler Bellamy
3	Tim Ashe, Nate Houser, Scott Schweitzer, Craig Demmin, Chris Aloisi, Leigh Sembaluk, Tim Velten, Adam West, Drew Cost
4	Leon Minott, Fuseini Dauda, Scott Schweitzer, Patrick Barry, Kenney Bertz, Luke Kreamalmeyer, Aaron Pitchkolan, Will Traynor
5	Yurij Smotrich, Gustavo Villagra, Mali Walton, Pat Mulcahy, Carlos Parra, Carl Fletcher, Yuri Lavrynenko, Kevin Taylor, J.P. Reyes, Brent Sancho, Alfonso Motagalvan
6	Rene Rivas, Mali Walton, Carlos Mendes, Jonathan Bolanos, Stephen Shirley-Black, Tiger Fitzpatrick, Rich Costanzo
7	Henri Gutierrez, Zoran Karic, Justin Stoddard, Nate Daligcon, Temoc Suarez, Alex Blake, Roland "Pato" Aguilera, Matthew Delicâte, Steve Guppy, Andrew Lorei, Anthony Hamilton
8	Tommy Tanner, Fred Commodore, Shaun Tsakiris, Connolly Edozian , Kevin Novak, Mauricio Salles, Steve Kindel, Jamie Franks, Tyler Rosenlund
9	Danny Kelly, Darci Monteiro, Mike Britton, John Smith, Rob Smith, Paul Young, Onandi Lowe, Jamel Mitchell, Bill Sedgewick, Greg Simmonds, Viktor Paco, Yari Allnutt, Anthony Rougier, Greg Howes, Jamie Holmes, Matthew Delicâte, Darren Spicer, Kendall Jgdeosingh
10	Yogi McKay, Yari Allnutt, Stoian Mladenov, Ryan Trout, Johnny Menyongar, Carlos Aguilar, Max Ferdinand
11	Kofi Debrah, Nikola Vignjevic, Jamel Mitchell, Bill Sedgewick, Hamed Diallo, Daniel Antunez, Ryan Heins, Frank Alesci
12	Gustavo Romanello, Paul Young, Mike Kirmse, David Hayes, Corey Woolfolk, Jason Perry, Atiba Charles, Andrew Gregor, Troy Roberts
13	Bojan Vuckovic, Yogi McKay, John Ball, Nasho Kirov, Jamal Ballantyne, Noah Delgado, Tyler Rosenlund, Quavas Kirk
14	Tom Wurdak, Marco Rizi, Gustavo Villagra, Yurij Smotrich, Ernest Inneh, <i>Mickey Trotman</i>
15	Howard Allen, Pat Ercoli, Ezikeil Alamo, Martin Nash, Gabriel Valencia, Chris Carrieri, Frankie Sanfilippo, Ryan Wileman, Ze Roberto, Connor Tobin
16	Chris Kennel, Steve Butcher, Kalin Bankov, Shaun Tsakiris, Ian Pilarski, Edivaldo DaSilva, P.J. Scheufele, Nigel Marples, Danny Earls, Kenold Versailles
17	Fuseini Dauda, Dan Annan, Hamisi Amani-Dove, David Wright, Mauro Carabajal, Chad Severs, Scott Palguta, Chris Nurse, Nano Short, Brad Stisser
18	Carl Hopfinger, Jimmy Glenn, John Wolyniec, Aleksey Korol, Nate Kaczanowski, Jefferson Dargout, Billy Andracki, Patrick Barry, Aaran Lines, Ross Smith, Isaac Kissi
19	Dimitar Stojanov, Doug Miller
20	Ken Tometsko, Nate Daligcon, Mauro Biello, Eduardo Sebrango, Jimmy Tanner, Mauricio Rocha, Aduato Neto, Scott Palguta, Chad Severs, Warren Ukah , T.J. Gore
21	Hector Marinaro, Joe Mercik, Kirk Wilson, Mike Ambersley, Evan Milward, Max Ferdinand, Tony Donatelli
22	Darrell Stuart, Mike Domm, Gabriel Gervais, Dan Stebbins, Jamel Mitchell, Theo Zagar, Johnny Steele, Kevin Burns, Ryan Heins, Andrew Lorei, Darren Kenton
23	Lenin Steenkamp, Charles Gbeke, Alfonso Loera, Errol McFarlane, Andrew Hoxie
24	Kirk Dietrich, Ian Fuller, Scott Vallow
25	Scott Miller, Pat Onstad, Dan Stebbins, Soren Johnson, John Wilson, Pat Hannigan, Hector Zapata, Ryan Heins, Amaury Nunes, Tino Nunez, Ryan Kenny
26	Novica Marojevic, Darren Tilley, Mario Cristofori, Carlos Semedo, Nate Craft
27	Kevin Koettters, Tim Hardy, Tenywa Bonseu, Nano Short, Ian Bennett, Michael Tanke
28	Dan Hetrick, Josh Bolton, Jonathan Greenfield, Yohance Marshall
29	Josh Freeman, Mike Tranchilla, Danny Kramer, Tai Atieno, JC Banks
30	Neathan Gibson, Mychal Turpin, Mike Ambersley, Chase Harrison, Ty Harden
31	Neil Dombrowski
32	Chase Harrison
33	Mike Tranchilla
35	Rey Martinez, Alen Marcina
40	Jamel Mitchell
44	Kenney Bertz
58	Carlos Zavala

Notes: (Entering 2012)

- 4 – Different numbers worn by Jamel Mitchell (9,11,22,40)
- 220 – Players that have dressed for the Raging Rhinos
- 14, 19 – Only retired numbers in franchise history (Mickey Trotman, Doug Miller)
- 18 – The number of players that have worn number nine as a Rhino.
- 27 – Number of players who have worn more than one number for Rochester

ROCHESTER RHINOS FRANCHISE ATTENDANCE HIGHS

Rank	Date	Outcome/Opponent	Attendance
	9/25/04	<i>U.S. Women's National Team vs. Iceland 1</i>	14,870
1	9/21/96	*Lost to Montreal, 3-0	14,809
2	7/12/96	&Defeated Montreal, 3-2	14,717
3	6/23/04	#Lost to D.C. United, 3-1	14,426
4	9/30/00	%Defeated Minnesota, 3-1	14,276
5	10/17/98	%Defeated Minnesota, 3-1	13,772
6	6/3/06	^Drew with Virginia Beach, 2-2	13,768
7	7/15/98	#Lost to MetroStars (MLS), 3-2 SO	13,732
8	8/4/00	**Defeated Montreal, 2-1	13,597
9	8/29/97	Defeated Long Island, 4-0	13,510
10	7/30/99	Defeated Atlanta, 2-0	13,439
11	7/25/98	Defeated Montreal, 6-0	13,427
12	8/1/98	Defeated Long Island, 4-0	13,313
13	5/6/00	Lost to Toronto, 2-1	13,284
14	8/1/99	Lost to Boston, 2-0	13,183
15	8/3/96	Defeated Seattle, 2-1	13,142
	9/18/98	<i>Nike U.S. Women's Cup '98</i>	13,125
16	9/3/99	Lost to Long Island, 1-0	13,051
17	5/16/98	Defeated Connecticut, 2-0	13,043
18	5/1/99	Lost to Minnesota, 1-0	12,870
19	7/28/00	Defeated Toronto, 1-0	12,862
20	7/12/97	Lost to Richmond, 1-0	12,857

*A-League Playoffs

**1,000,000th Fan

%A-League Championship Match

#MLS Friendly

&First Match at Frontier Field

^First Match at PAETEC Park

ROCHESTER RAGING RHINOS LEAGUE/MEDIA INFORMATION

1997	Round	Number	Position	College
Rob Elliott	T	20	M	Cornell University
Brian Kelly	1	1	F	Duke University
Alan Branigan	2	25	D	Rutgers University
1998	Round	Number	Position	College
Josh Freeman	T-1	21	GK	Syracuse University
Andy Kwon	2	46	M/F	Duke University
Mike Petke	3	63	D	S. Connecticut State
1999	Round	Number	Position	College
Dema Kovalenko	T	22	M	Indiana University
Orest Gretchka	1	9	F	Hartwick College
Yuri Sagatov	2	30	GK	University of Virginia
2000	Round	Number	Position	College
Gabriel Gervais	T	-	F	Syracuse University
2001	Round	Number	Position	College
Mario Cristofori	T	14	M/F	Syracuse University
2002	Round	Number	Position	College
Shalrie Joseph	T-1	16	D	St. Johns University
Alejandro Moreno	2	28	F	UNC-Greensboro
Jamal Ballantyne	2	34	F	St. Lawrence University
John Andrade	3	58	M	Syracuse University
2003	Round	Number	Position	College
Alex Blake	1	16	F	Williams College
Damani Ralph	2	35	F	UCONN
2004	Round	Number	Position	College
Perek Belleh	1	10	F	U of Rhode Island
Matthew Delicâte	2	26	F	Virginia Commonwealth
2005	Round	Number	Position	College
Gaston Cignetti	1	9	M	Fresno Pacific University
Scott Palguta	2	18	D	Cornell University
2006	Round	Number	Position	College
Danny Kramer	1	5	M	Duke University
Jason Sousa	1	11	M	SUNY Plattsburgh
Ezra Prendergast	2	23	D	Syracuse University
2007	Round	Number	Position	College
Ryan Wileman	1	12	M	Saint Louis University
P.J. Scheufele	2	25	M	Dartmouth College

T-Territorial Pick

ROCHESTER RAGING RHINOS
LEAGUE/MEDIA INFORMATION



Greg Stanton

Director of Communications
Sahlen's Stadium
(585) 454-5425

Information Requests: Requests for information should be directed to the Rhinos Communications Department: Rochester Raging Rhinos Soccer Club, 460 Oak Street, Rochester, NY 14608. The phone number is (585) 454-5425. Fax transmissions can be sent to (585) 454-7000.

Media Credentials: Season passes are available only to those media members who cover the team on a regular basis. Those who need media credentials for an individual game should contact the Rhinos Communications Office at (585) 454-5425 by 5:00 p.m. the day before a game. Requests for individual game seating should be provided on your media outlet's letterhead (via fax). Press box seats are filled on a space-available basis. Media credentials will be available two hours before game time. All media credentials are property of the Rochester Raging Rhinos. The credentials are issued to an organization for the sole purpose of providing stadium access to an accredited individual who has a legitimate working function in connection with a Rhinos' game. The Rhinos reserve the right to confiscate media credentials at any time. ***Credentials are for working purposes only.***

Media Entrance: The Media Entrance at Sahlen's Stadium is the Media/VIP Pass Gate adjacent to the Media/VIP lot. (near Gate D). ***Only media members, game-day staff, and players will be allowed in that entrance.*** All tickets must be left at the ticket office.

Media Parking: There are a limited number of parking spots available in the Sahlen's Stadium parking lot and season passes are available only to those media members who cover the team on a regular basis. Those who need parking passes on a game-to-game basis should contact the Rhinos Communications Office by 5:00 p.m. the day before a game.

TV Live Shots: All requests for pregame television live shots should be coordinated through the Rhinos Communications Office. All requests for live shots should be made by 12:00 noon the day of the game in order to make the necessary player arrangements for the interview.

Press Box: To reach the Sahlen's Stadium press box, enter through the Suite Entrance and take the elevator to the second floor (suite level). Only media members, off-field officials, and game-day staff will have access to the press box. Abuse of Rhinos credentials to gain press box access for individuals other than the working media will not be tolerated and will lead to the forfeiture of credentials. *A hot meal will be served before each game in the press box to members of the media covering the game.* An unofficial score sheet will be available in the press box at halftime and the official game score sheet will be available immediately following the game in both the press box and the dressing room area. Game and league notes are prepared for each game and can be obtained in the press box.

There are a limited number of phone lines and electrical outlets in the press box. Please contact the Rhinos Communications Office to make special arrangements for phone lines if necessary.

Television Cameras: A television camera platform is located on the suite level at midfield on the same sideline as the benches, behind the field signs. ***Absolutely no cameras are allowed on the bench-side of the field during the game.***

Dressing Rooms: Only credentialed media members will be allowed into the dressing rooms. **The room will be open up to two hours prior to kickoff and ten minutes after the game ends.** Your cooperation is appreciated in maintaining a working atmosphere in the dressing rooms. No still photography will be allowed.

Training Sessions: The Rhinos will practice regularly at Sahlen's Stadium. Practice sessions typically run 90 minutes. Practice times can and frequently do vary. Members of the media who intend to cover practice sessions on a regular basis should call the Rhinos Communications Office to get the latest information. ***Media members are encouraged to interview players and coaches at the end of a practice session.***

Streaming Video: The Rochester Rhinos games – including all 24 regular season USL matches, playoff matches, exhibition “friendlies” and U.S. Open Cup matches – will be broadcast live on USL Live with play-by-play broadcaster Joe Giuliano and color commentator Mike Kirmse.

Television Time Warner Sports Channel 26

World Wide Web Follow the Rhinos on the web at www.rhinossoccer.com. The site will be updated daily with all of the latest news and statistics straight from the Rhinos locker room, front office and the field at Sahlen's Stadium. All of the Rhinos action will be carried live via streaming audio at www.rhinossoccer.com

USL LIVE .com

ON U NATION

CATCH ALL THE ACTION

LIVE

WWW.USLLIVE.COM


HCAVA Health System

7

The graphic features a soccer player in a red jersey with the number 7, running and shouting. The background shows a crowd of fans. The text is arranged in a dynamic, overlapping layout with a dark, textured background and orange splatters.



Each week, host Joe "Red Card" Sirianni, co-hosts Andrew Battisti and Sam Mongiovi and international correspondent "Mr. Zero" Dick Howard give you the latest soccer news and commentary, from the Rochester Rhinos to MLS and the US National teams to the world's game and welcome both local and national guests to the show.

Mondays at 6:30 p.m. on 



Streaming live and via podcast at
www.soccerisakickinthegrass.com

Follow us on Twitter at twitter.com/radiosoccer
 Like our Facebook page at facebook.com/radiosoccer

